

# B-24H, J, L & PB4Y-1 conversions

1/48 SCALE  
KIT NO.

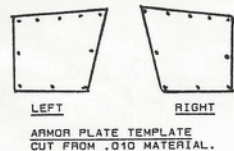
KIT NO. 25 GLENRIDGE DR.  
180 BEDFORD MA. 01730  
ENTERPRISE U.S.A.

**SOME HINTS TO EASE CONSTRUCTION OF YOUR K&E KIT:**

1. TO REMOVE PARTS FROM PLASTIC SHEET, SCORE AROUND PART ONCE OR TWICE AND FLEX SHEET TO BREAK AWAY PART. ONLY A FEW INNER CORNERS MAY NEED TO BE CUT THROUGH, ALWAYS SCORE OR CUT AWAY FROM FINGERS OR HANDS!
2. LIGHTLY SAND EDGE ON SANDPAPER CEMENTED TO BOARD, DO NOT SAND TOO MUCH!
3. DRY FIT PARTS AS YOU PROCEED.
4. ADD 3mm X 20mm GLUE TABS WITH 1.5mm EXPOSED AS ILLUSTRATED AT RIGHT.

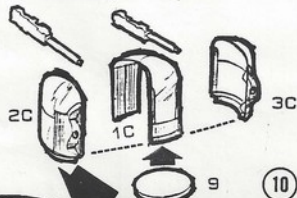
5. PAINT INTERIOR PARTS BEFORE ASSEMBLY.
6. 5-MINUTE EPOXY SEEMS TO WORK BEST WHEN CEMENTING CM PARTS.
7. CYANOACRYLATE WORKS BEST WHEN CEMENTING DISSIMILAR MATERIALS.

3mm X 20mm G/E TABS  
ON ALTERNATE SIDES.

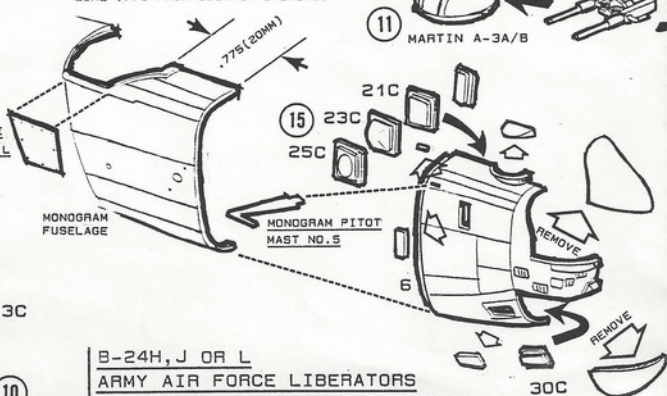


ARMOR PLATE  
B-24H, J OR L

MONOGRAM M/G NO. 103



CUT MONOGRAM FUSELAGE AT FINE  
LINE .775 FROM COCKPIT OPENING.

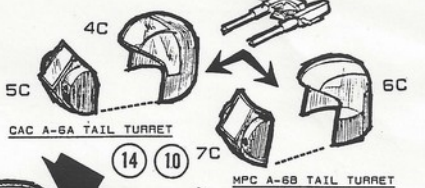


**B-24H, J OR L  
ARMY AIR FORCE LIBERATORS**

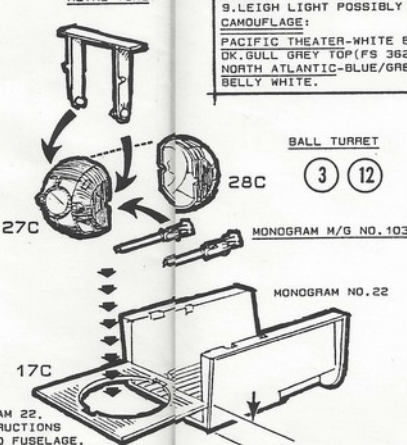
10. NOSE TURRET WAS EITHER EMERSON A-15, CAC A-6A (FLAT CENTER GLASS) OR MPC A-6B (CURVED GLASS).
11. TOP TURRET WAS EITHER MARTIN A-3A/B OR MARTIN A-30 "HIGH HAT".
12. BRIGGS/SPERRY BALL TURRET.
13. OPEN OR CLOSED WAIST GUNS.
14. TAIL TURRET WAS EITHER CAC A-6/A-6A, MPC A-6B OR IN PACIFIC THEATER SOME OPEN GUN POSITIONS.
15. NAVIGATOR WINDOWS WERE EITHER SMALL RECTANGULAR (MONOGRAM KIT), LARGE SQUARE FLAT OR BLOWN OR OVAL.

CAMOUFLAGE:  
FOLLOW MONOGRAM KIT INSTRUCTIONS.

MONOGRAM GUNS NO. 47



METAL YOKE



CEMENT 17C TO MONOGRAM 22.  
FOLLOW MONOGRAM INSTRUCTIONS  
FOR INSTALLATION INTO FUSELAGE.

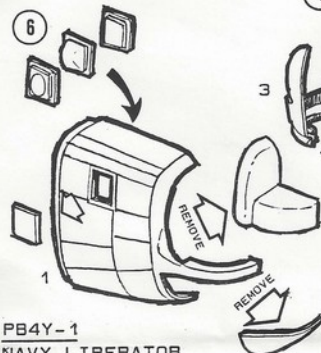
**PB4Y-1  
NAVY LIBERATOR**

1. ERCO FRONT TURRET.
2. MARTIN A-30 "HIGH HAT" TOP TURRET.
3. BRIGGS/SPERRY BALL TURRET.
4. MPC A-6B TAIL TURRET.
5. CELESTIAL DOME WAS DELETED OR MOVED TO REAR OF FUSELAGE FORWARD OF WAIST WINDOWS.
6. NAVIGATOR WINDOWS WERE LARGE SQUARE FLAT OR SQUARE BLOWN TYPE.
7. WAIST GUN WINDOWS WERE OPEN OR CLOSED.
8. NOSE GEAR DOORS OPEN OUTWARD AS ON B-24J.
9. LEIGH LIGHT POSSIBLY USED FOR ANTISUB DUTIES.

CAMOUFLAGE:  
PACIFIC THEATER-WHITE BELLY, LT. GULL GREY SIDES (FS 36440),  
DK. GULL GREY TOP (FS 36231).  
NORTH ATLANTIC-BLUE/GREY TOP SURFACES (FS 35189), SIDES AND  
BELLY WHITE.



MONOGRAM M/G NO. 103



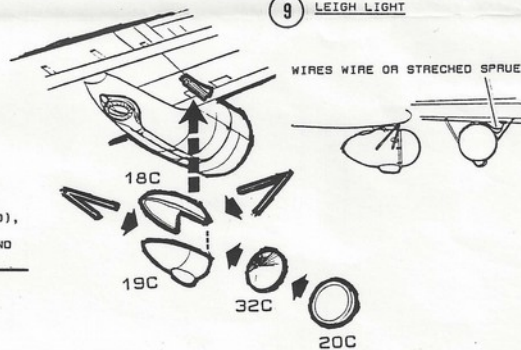
**REFERENCE SOURCES:**

B-24 LIBERATOR IN ACTION-SQDN. SIGNAL NO. 21  
B-24 LIBERATOR IN ACTION-SQDN. SIGNAL NO. 80  
THE B-24 LIBERATOR AT WAR-ROGER FREEMAN  
THE B-24 LIBERATOR-ALLEN G. BLUE  
THE B-24 LIBERATOR- STEVE BIRDSALL  
BOMBERS IN BLUE-FREDERICK A. JOHNSON  
WINGS-FEBRUARY 1978, VOL. 8, NO. 1  
B-24 DRAWINGS BY GEORGE HOPP

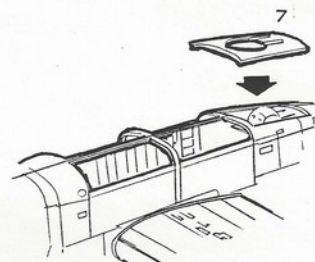
**CREDITS:**

DAVE H. KLAUS FOR INVALUABLE REFERENCE MATERIAL  
AND SUGGESTING THE IDEA FOR THIS CONVERSION.

9 LEIGH LIGHT



OPEN REAR GUN POSITION



.250 (6MM)