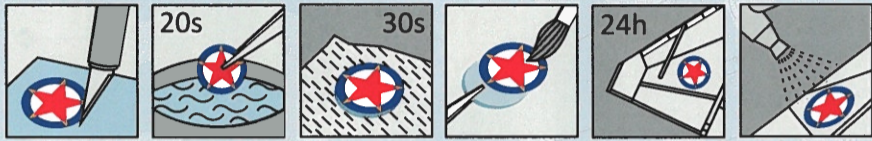


COLOUR GUIDE

COLOUR	RAL	FEDERAL STANDARD	REVELL	HUMBROL	MODEL MASTER	TAMIYA	GUNZE	VALLEJO MC	VALLEJO AC	
A	OLIVE GRAY	6006	24079	-	159	2081	XF27	H64	70888	71015
B	BLUE	-	35189	-	157	-	-	-	70904	-
C	WHITE	9003	27925	5	34	1768	XF2	H11	70842	71001
D	GREEN	-	34138	-	-	-	-	-	70891	-
E	SAND GRAY	-	33960	-	-	-	-	-	-	-
F	BLUE GRAY	-	35164	-	144	1720	-	H56	70903	-
G	EMERALD GREEN	-	-	61	2	1524	-	H46	-	-
H	ALUMINIUM	-	17178	99	56	1781	XF16	-	70997	71062
I	DARK GRAY	-	34031	9	-	-	XF69	-	70862	71056
J	BLACK GREEN	-	34036	-	-	-	-	-	-	-
K	GRASS GREEN	-	34110	-	-	-	-	-	-	-
L	OCHRE	1004	33655	-	-	-	-	-	70953	71078
M	DARK GREEN	-	34095	-	-	1786	X5	-	70823	71056
N	PALE GREEN	-	34172	-	78	-	XF73	-	70920	-
O	FLAT BLACK	9005	37038	8	-	1749	XF1	H12	70950	71078
P	DULL GREEN	-	34258	360	80	1734	-	-	-	71094
Q	DULL BROWN	-	30059	-	160	-	XF9	H84	70985	71039
R	MEDIUM GRAY	-	36231	-	156	2737	XF54	H335	70991	71097
S	BROWN	-	30122	-	-	-	-	-	-	-
T	GREEN GRAY	6003	34102	361	117	1713	-	H303	70890	71092
U	LIGHT BLUE	-	35352	-	23	2078	XF23	H74	-	71008
V	STEEL	-	37200	-	-	1780	-	-	70863	71065
W	P.R.U. BLUE	-	35164	-	-	2061	-	-	70903	-

APPLYING DECALS



Make sure the surface of the model is as smooth as possible before applying decals. This avoids silvering and air bubbles. Use sharp scissors or new hobby blade to carefully cut out each decal. Dip the cut-out decal in water for no more than 20 seconds, then carefully remove the decal from the water and set it aside on tissue paper for about 30 seconds. Using a soft brush, move the decal to the desired position on the model. Carefully remove the excess water and lightly press the decal to the surface of the model using clean tissue paper. Use decal softening solutions if required.

3 Balkan MODELS
 info@balkanmodels.si
 www.balkanmodels.si

1/72 Mi-8 BALKAN VETERANS

3 Balkan MODELS

Mi-8 BALKAN VETERANS 1/72

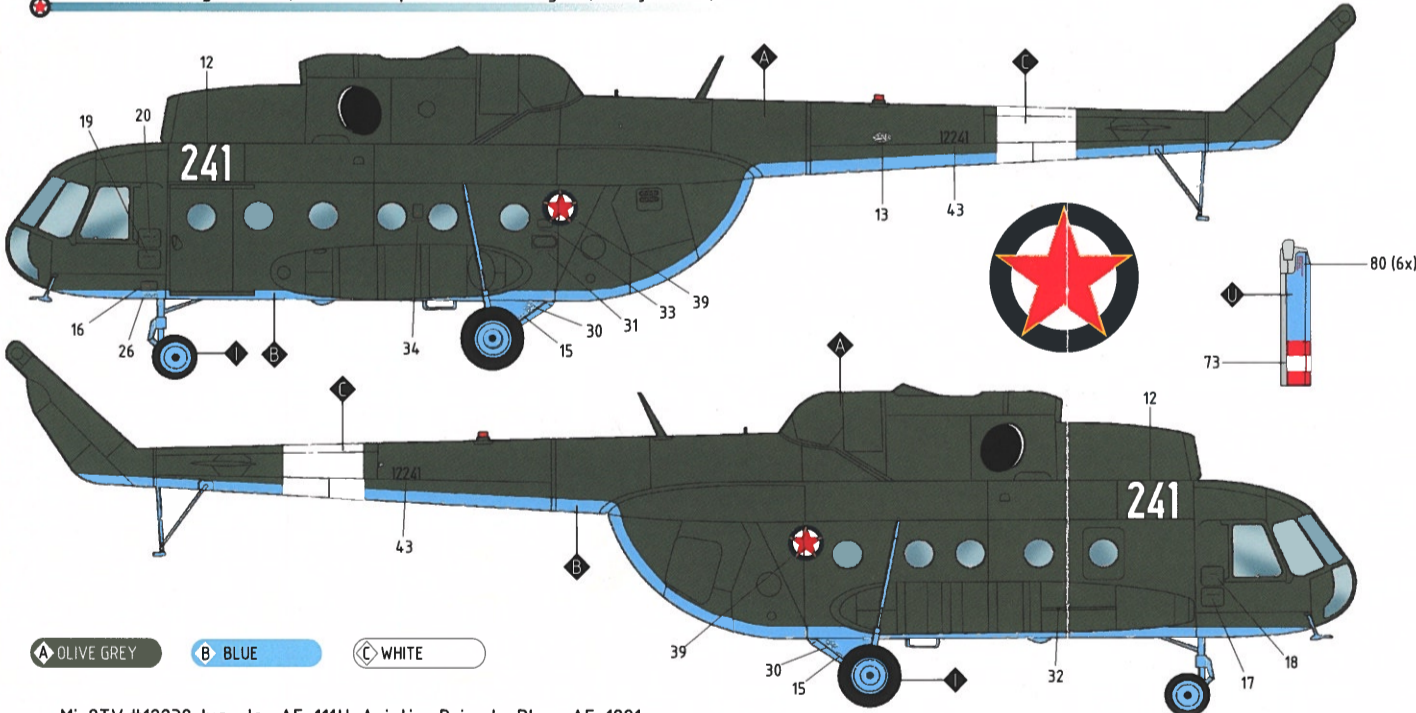
LIMITED EDITION



BM-7212

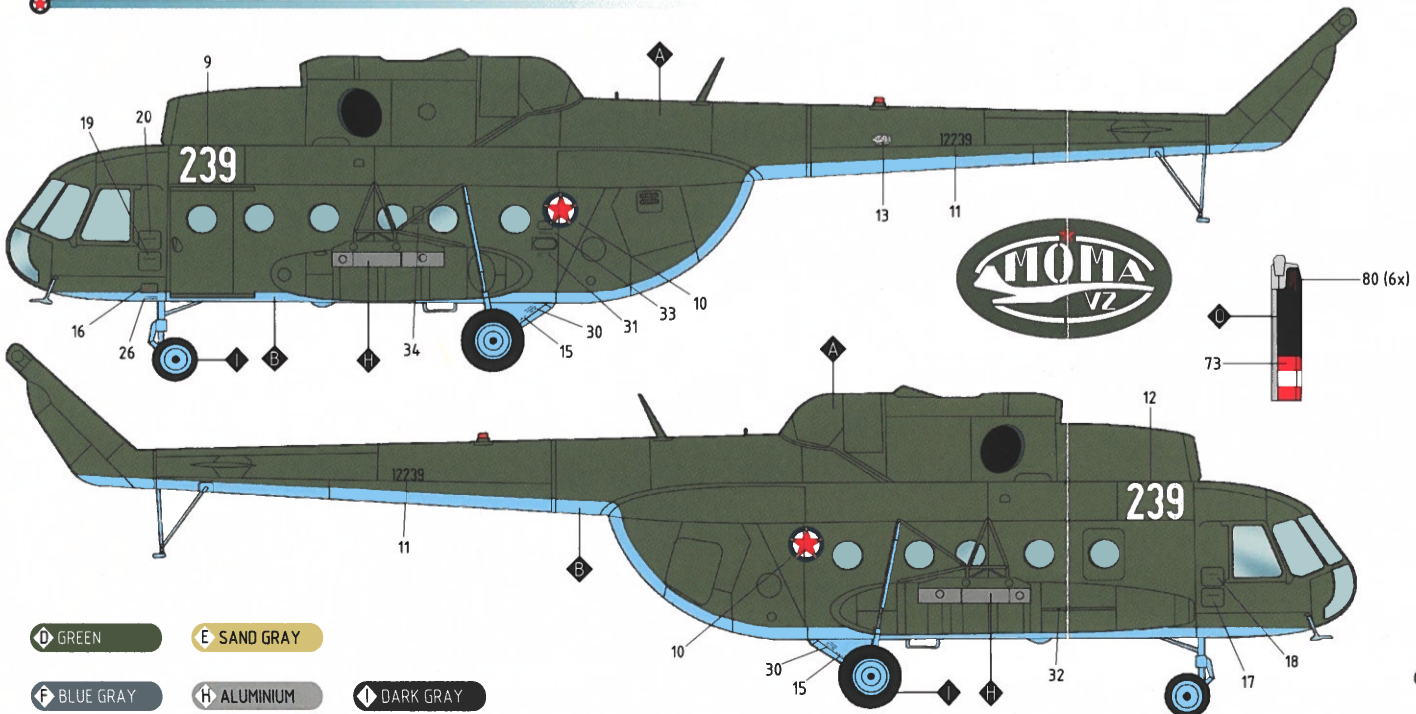
Some colors are not necessary an exact match of the original, but serve more as a starting point for modelers to do their own research.

Mi-8T #12241 Jugoslav AF, 138th Transport Aviation Brigade, Batajnica AF, 1991

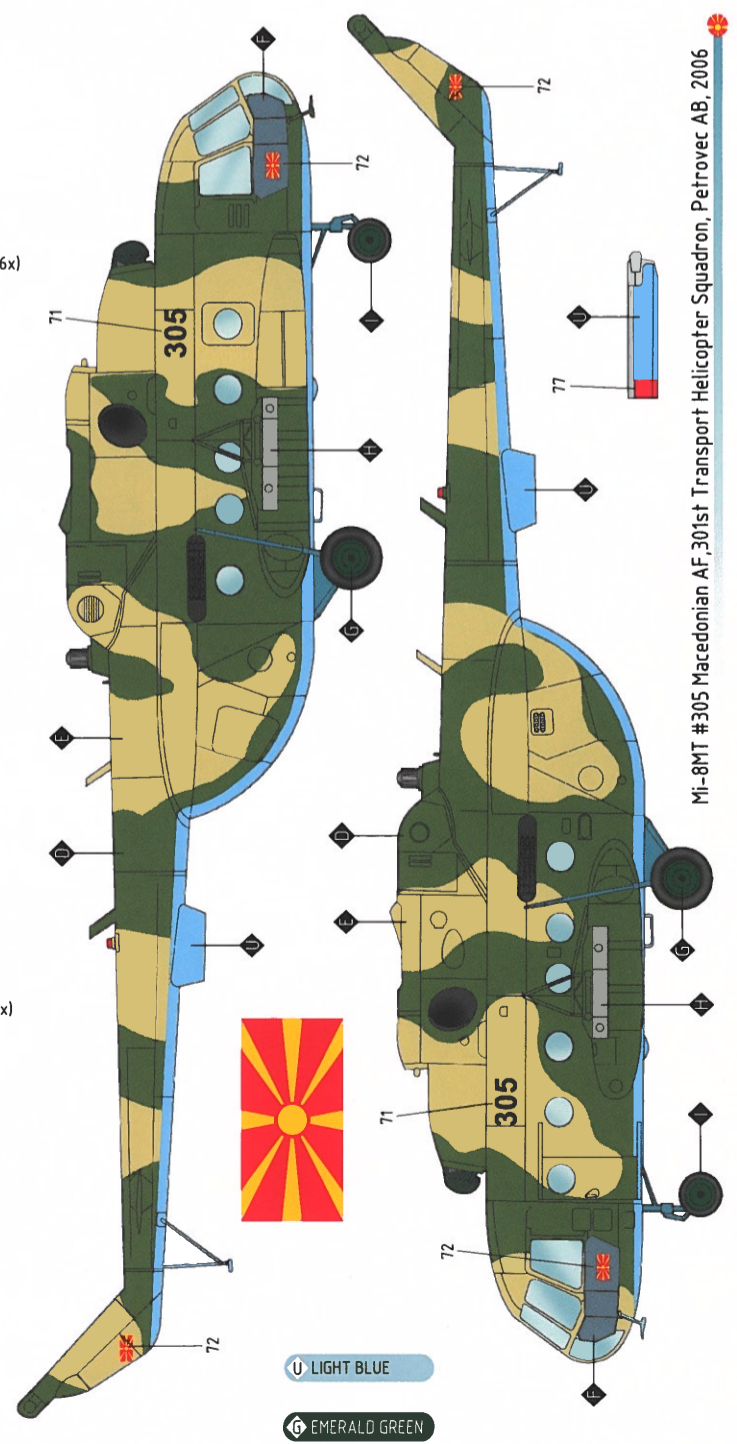


A OLIVE GREY B BLUE C WHITE

Mi-8TV #12239 Jugoslav AF, 111th Aviation Brigade, Pleso AF, 1991



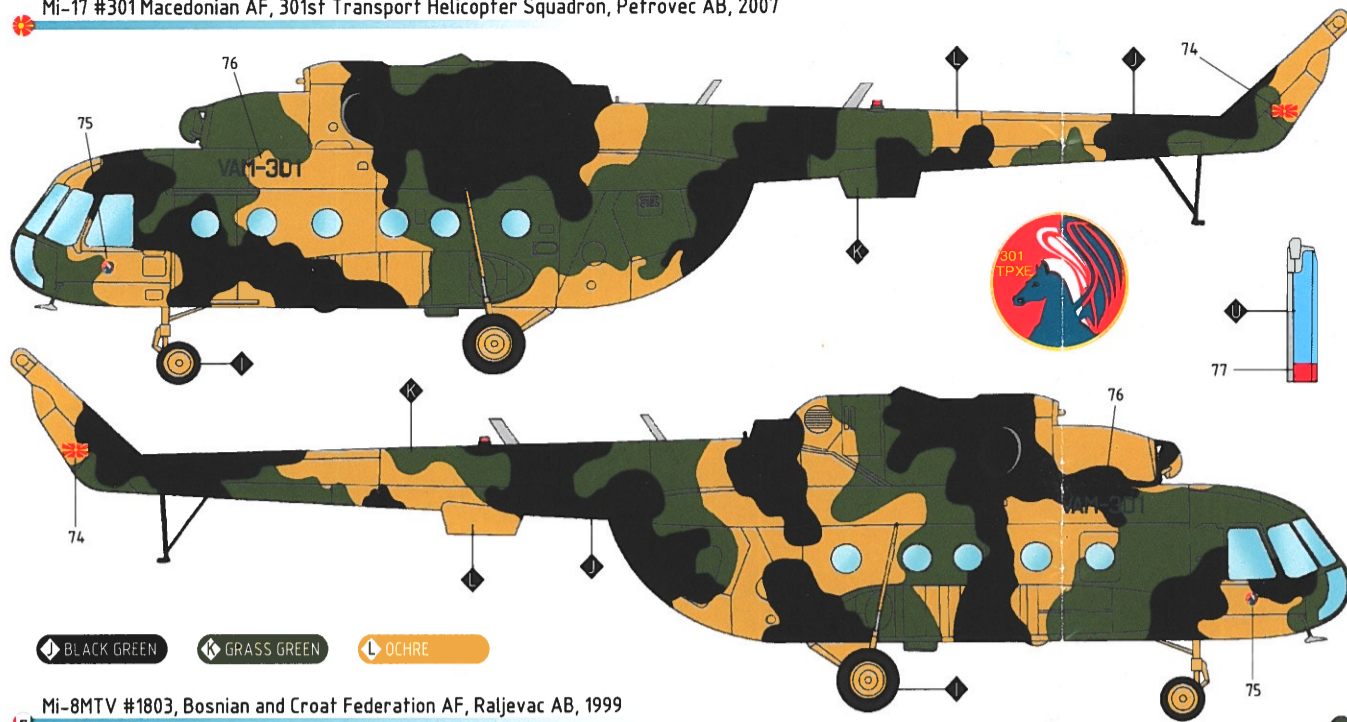
D GREEN E SAND GRAY F BLUE GRAY G ALUMINIUM H DARK GRAY



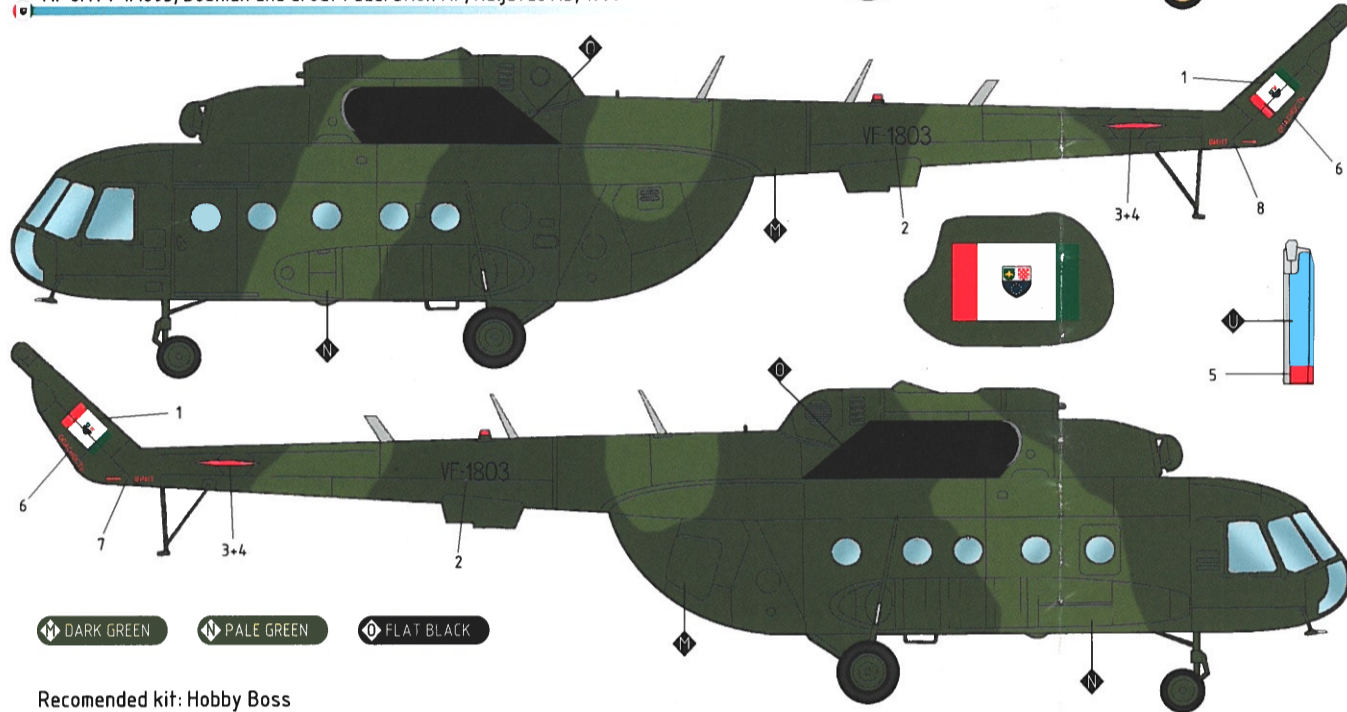
Mi-8MT #305 Macedonian AF, 301st Transport Helicopter Squadron, Petrovec AB, 2006

I LIGHT BLUE J EMERALD GREEN

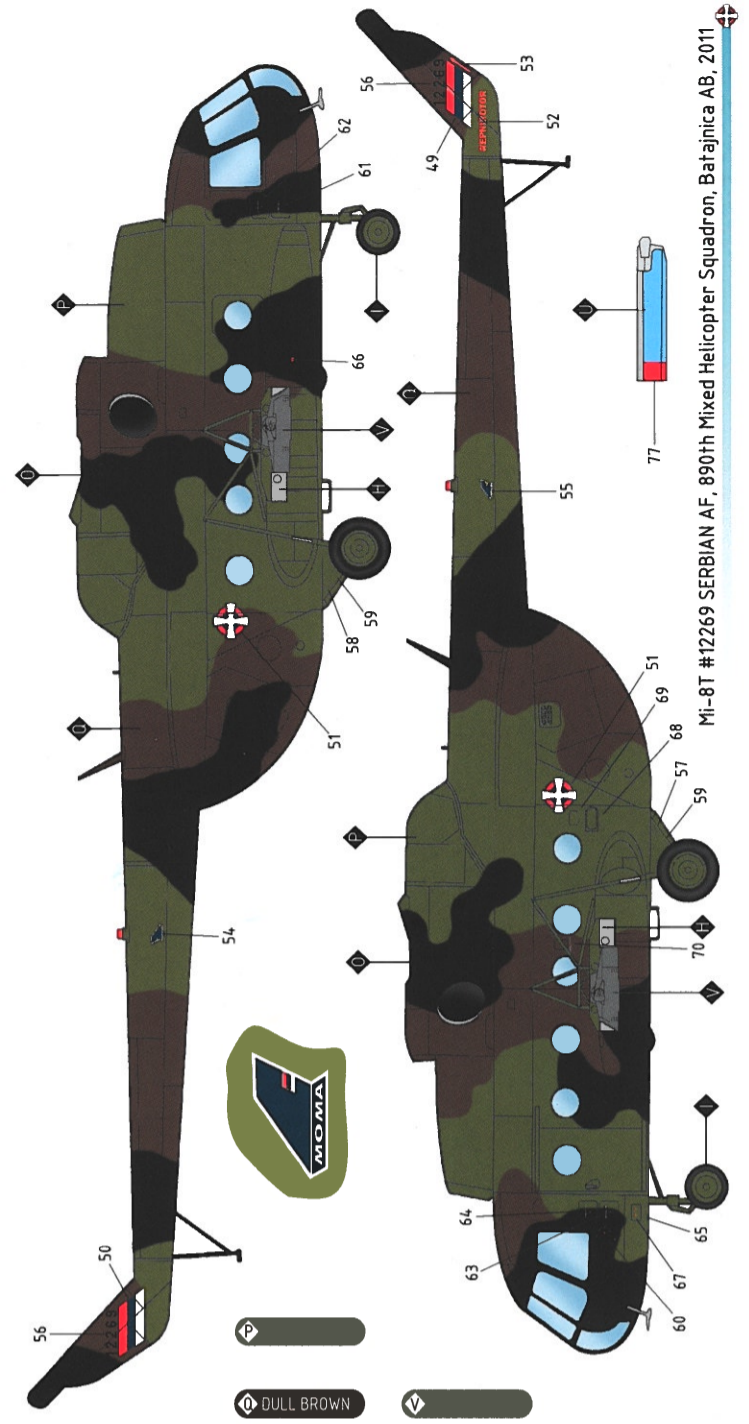
Mi-17 #301 Macedonian AF, 301st Transport Helicopter Squadron, Petrovec AB, 2007



Mi-8MTV #1803, Bosnian and Croat Federation AF, Raljevac AB, 1999



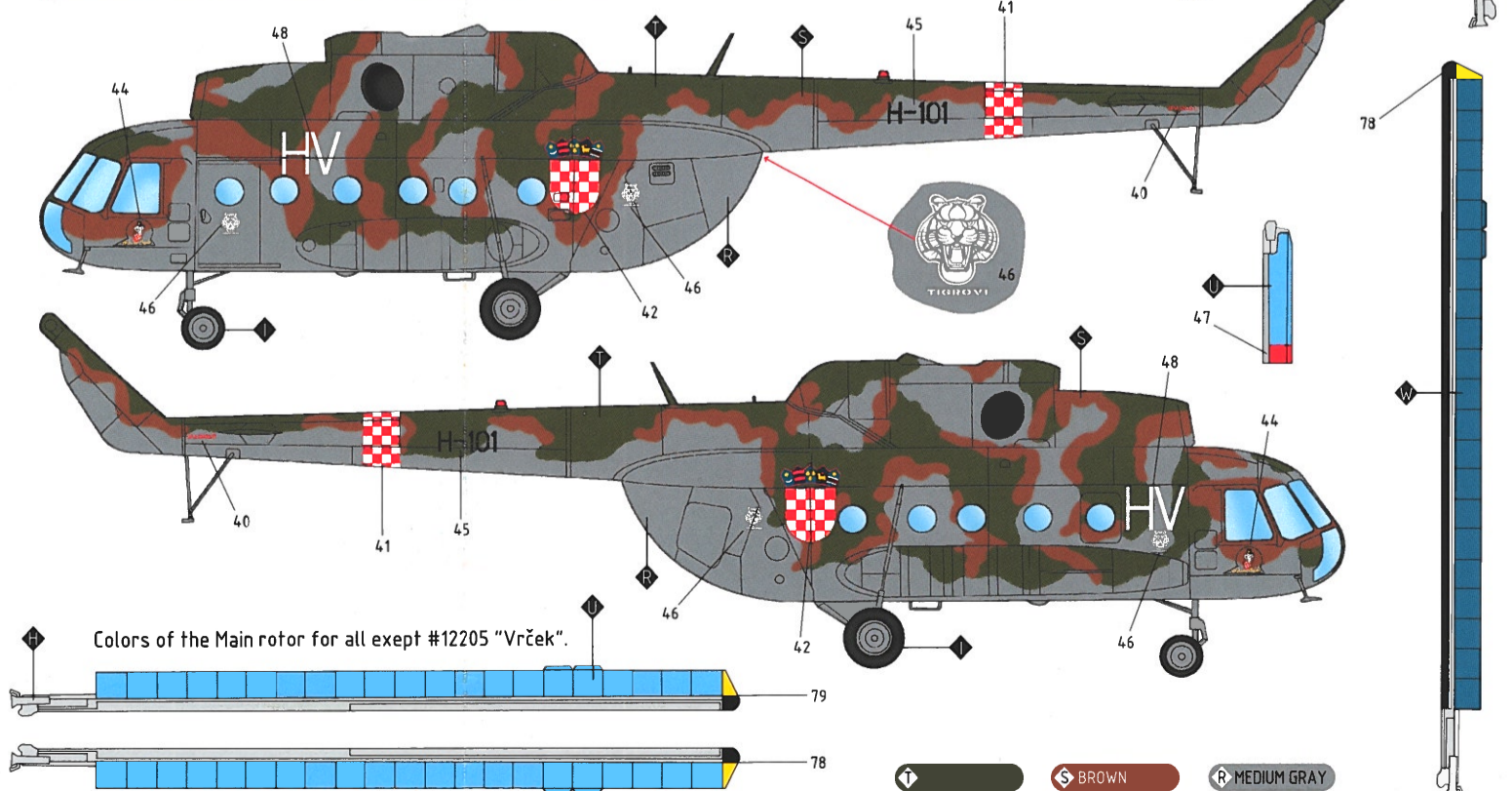
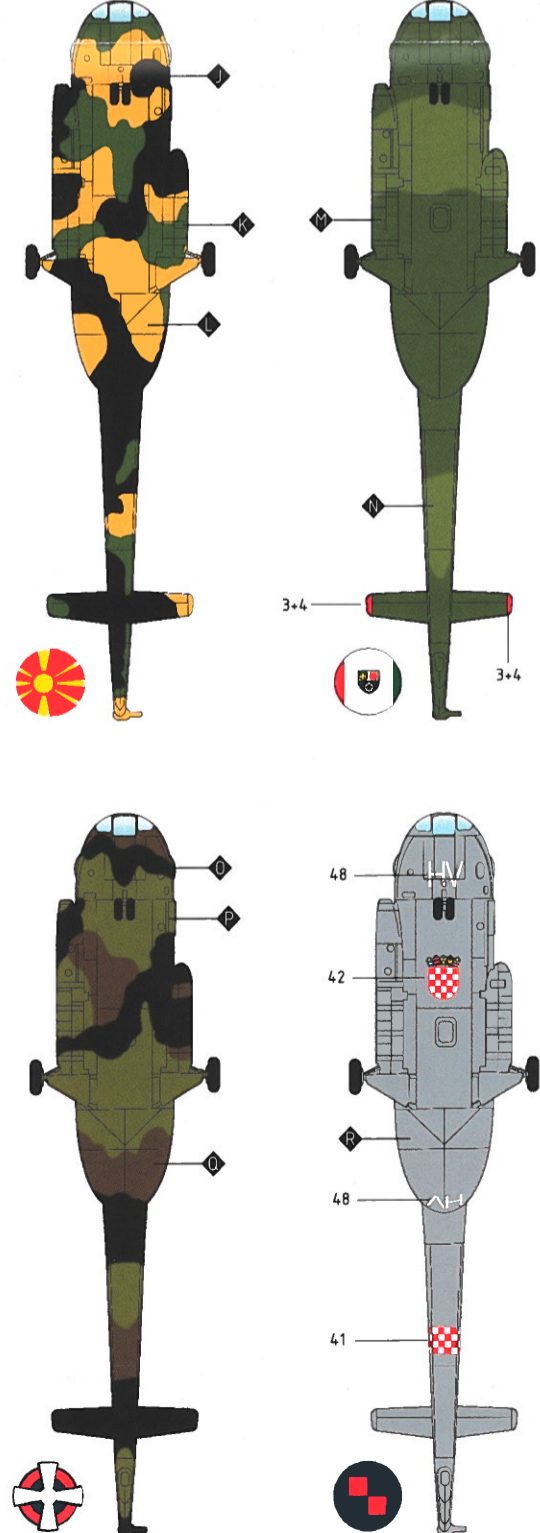
Recommended kit: Hobby Boss



Mi-8T #12205 "Vrček" (Ex Yugoslav seized by the Slovenian Army), Rakicani sports airfield, 1991



Mi-8T #H-101, Croatian AF, Mixed Helicopter Squadron, Lučko AB, 1992/93



Colors of the Main rotor for all except #12205 "Vrček".