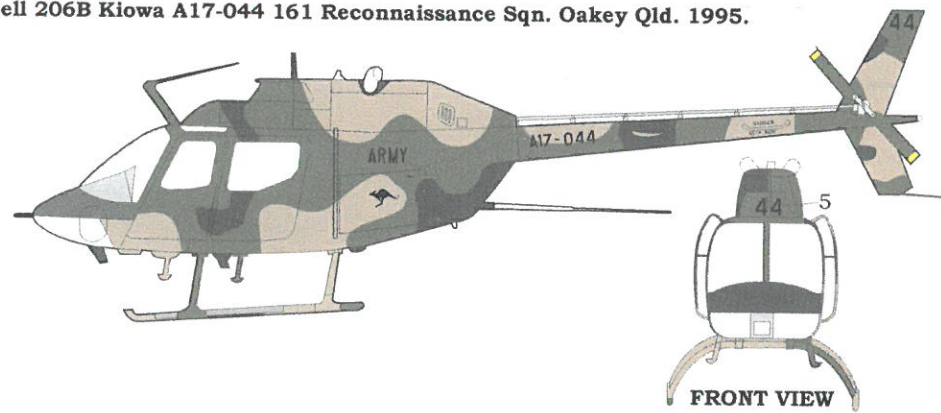
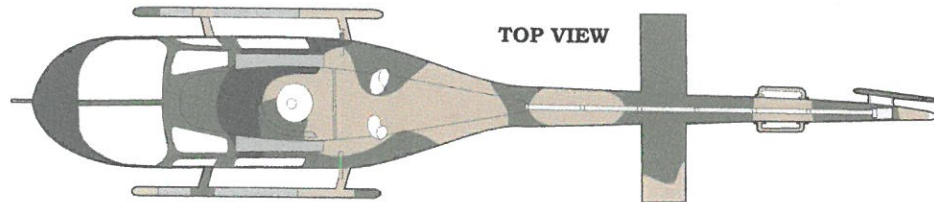



Bell 206B Kiowa A17-044 161 Reconnaissance Sqn. Oakey Qld. 1995.



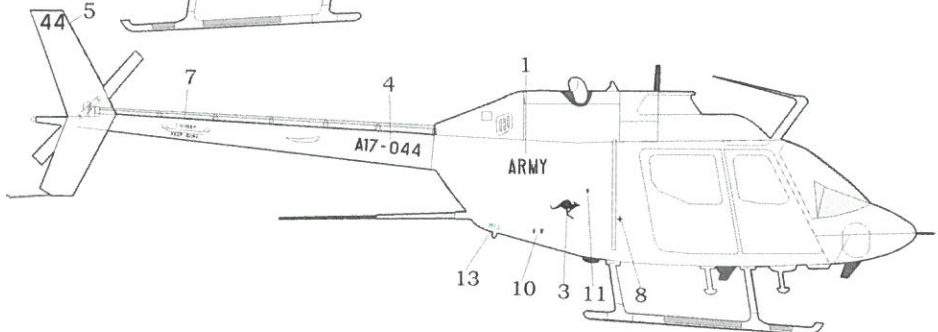
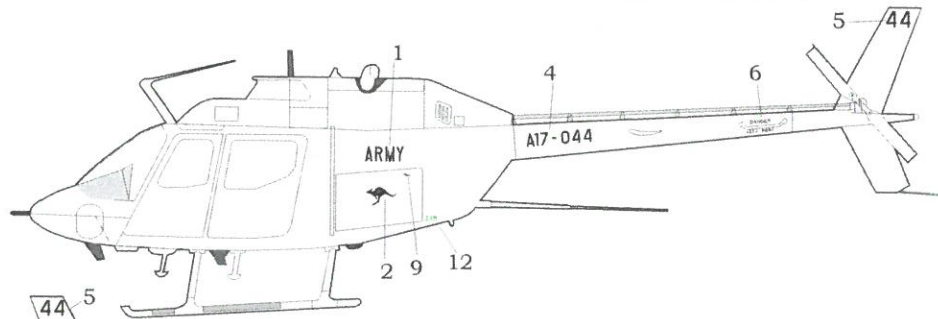
FRONT VIEW



TOP VIEW




BOTTOM VIEW



Aussie Decals © Copyright

Aussie Decals




P.O. Box 88, Kerrimuir,
Victoria, 3129, Australia
Ph: 0429 778 304 Fax: 03 9877 8304
Email: aussiedecals@bigpond.com
Website: www.aussiedecals.com.au

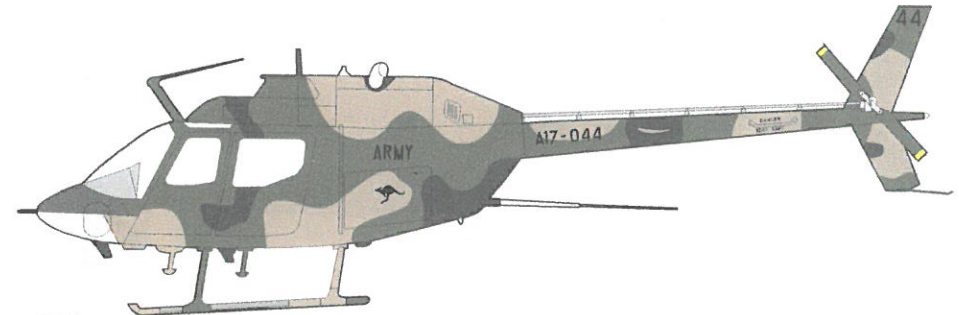
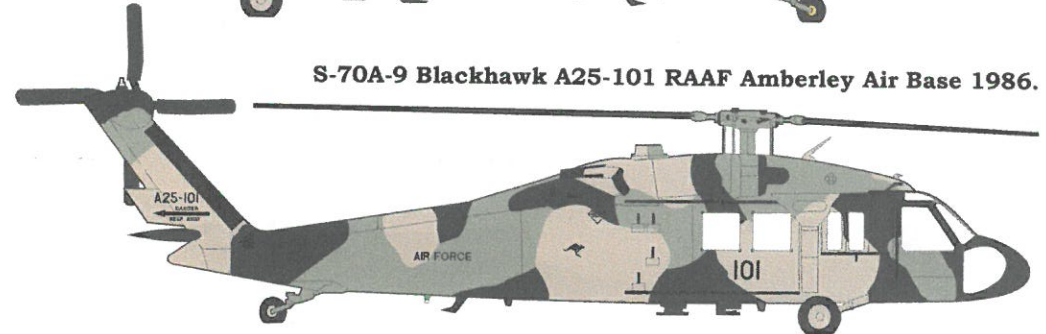
1/35 Scale
No: A35034

Blackhawk and Kiowa
Helicopters
A.D.F.

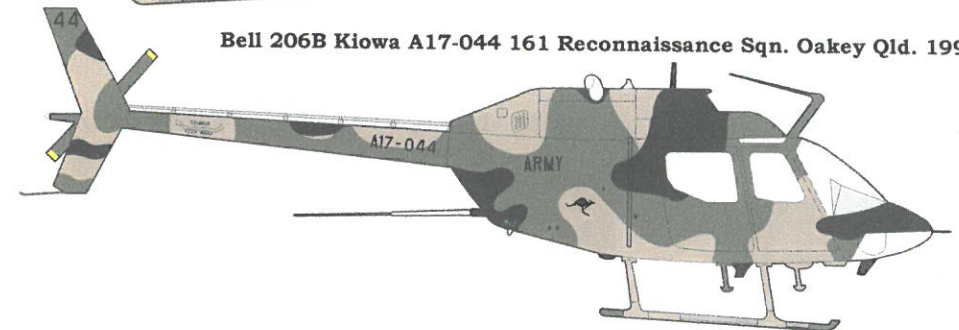
S-70A-9 Blackhawk A25-208 UN/Australian ARMY Timor 2000.
Zapped by 162 Reconnaissance Sqn.




S-70A-9 Blackhawk A25-101 RAAF Amberley Air Base 1986.



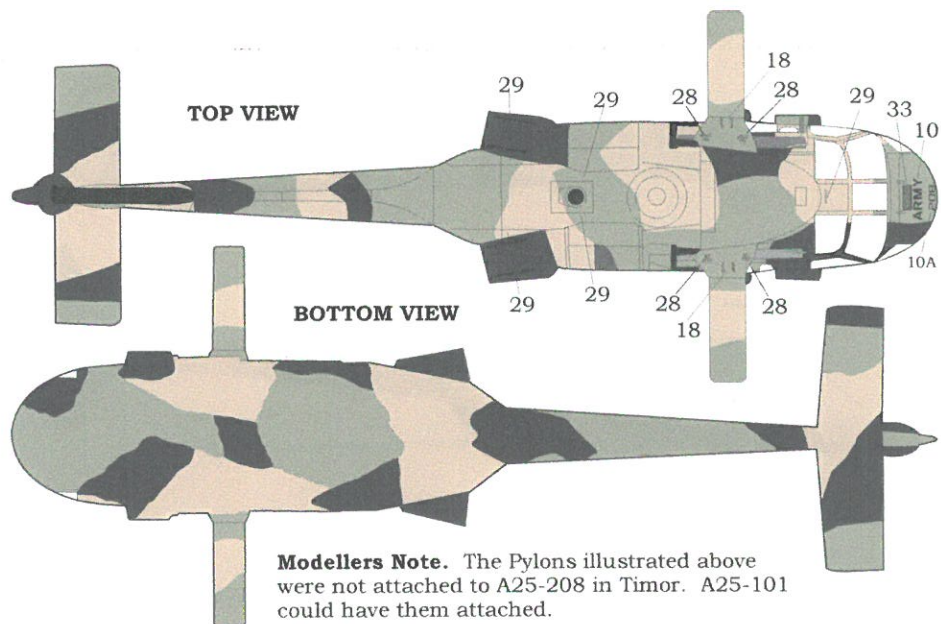
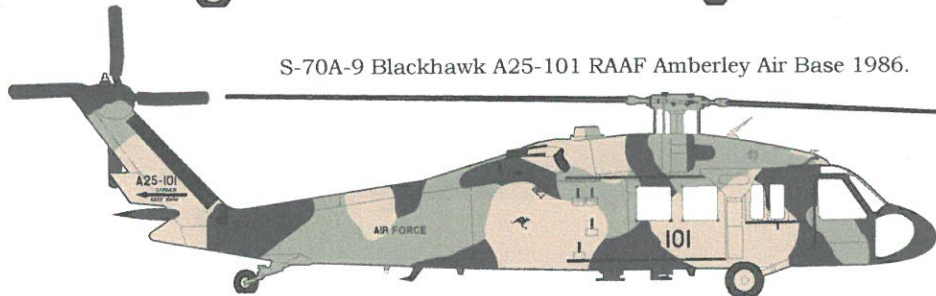
Bell 206B Kiowa A17-044 161 Reconnaissance Sqn. Oakey Qld. 1995.



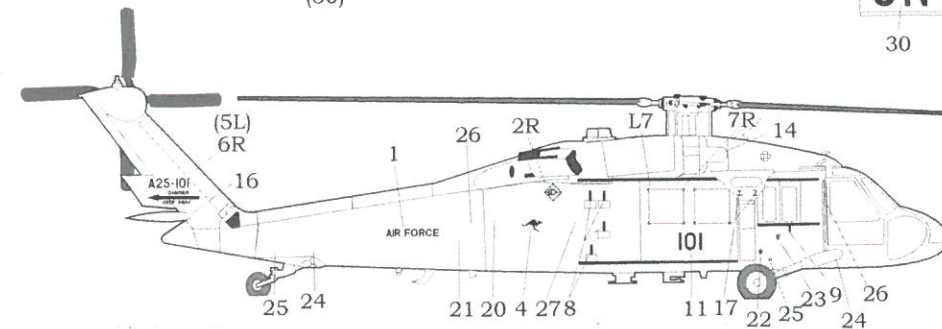
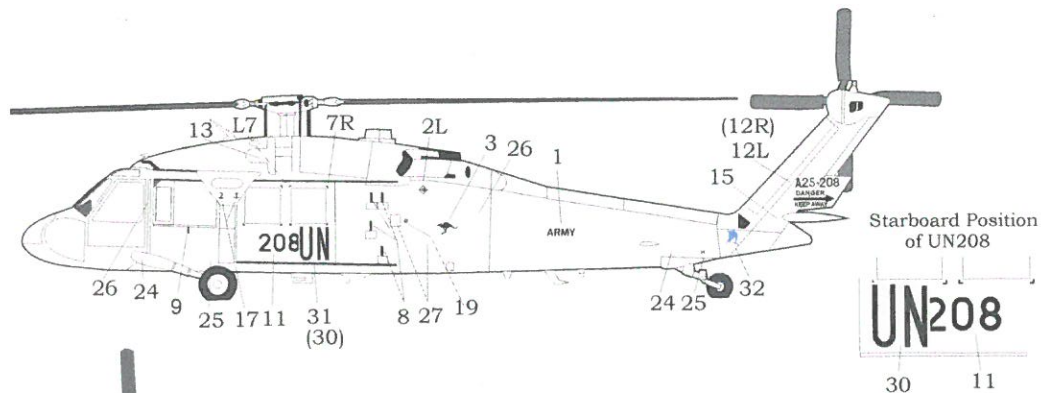
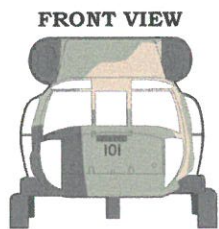
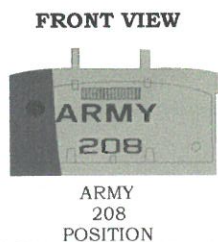
S-70A-9 Blackhawk A25-208 UN/Australian ARMY Timor 2000.
Zapped by 162 Reconnaissance Sqn.



S-70A-9 Blackhawk A25-101 RAAF Amberley Air Base 1986.



Modellers Note. The Pylons illustrated above were not attached to A25-208 in Timor. A25-101 could have them attached.



BLACKHAWK OUTER &

PORT SIDE




STARBOARD



TOP



BOTTOM









Modellers note.

Camouflage patterns vary from one aircraft to the next. It is advisable to check your reference for the particular aircraft your want to construct.

We wish to thank Terry Ashley (PMMS), Eric Sujeci (VHC), Rob Maxey-Fisher and David Edwards for their valued input and assistance in the design of this sheet.

Colour Notes:

-  FS-30219 Tan
-  FS-34082 Dk Green (Blackhawk)
-  FS-34102 Dk Green (Kiowa)
-  FS-37038 Matt Black
-  FS-27038 Semi-Gloss Black
-  Grey Ant-Skids (Kiowa)

Decal Application

1. Cut around the required design.
2. Soak in luke warm water for 10 seconds.
3. Stand the decal on facial tissue.
4. Moisten the application area with plenty of water.
5. Apply decal by carefully sliding off the backing paper using a small brush and tweezers..
6. Use decal setting agent to nestle decal around body detail.
7. Paint model with clear laquer to hide decal film.

NB: Decals adhere best to gloss surfaces. This decal film is very thin and will need extra care in application. Whenever you move a decal use water on your brush.

Modellers Notes on the Blackhawks.

It is important to note that both schemes are similar but no two schemes are the same. For A25-208 we recommend you visit the Perth Military Modelling Society website at www.pmms.webace.com.au

Decals pertaining to A25-208.

Decal No.2L & 2R. Use the smaller ones without the "Danger Exhaust".

Decal No.11 208 must be put down first.

Decal No.12R & 12L is the correct spacing between the 'A' number and the DANGER. In the larger scale you may want to cut the clear film to mount them separately.

Colour Notes. Main Rotor Blades are Flat Black Top & Bottom.

The round Glass to the left of the word ARMY is 2.8 mm in 1/72, 4 mm in 1/48 & 5.75 in 1/35. This should be painted Tamiya Smoke with as many coats to make the colour as DARK as per the reference.

Decals common to both aircraft:

Decal No.L7 & 7R. Use all these Decals on all the door windows.

Decal No.26 is to be placed on the fuselage in this position (refer to diagram).

Decal No.24 White is to be placed on the starboard front undercarriage arm.

Decal No.18 reads from the front of the aircraft.

Modellers Notes on the Kiowa.

Decal No.12 & 13 are Green FS 34102 which are mounted on the BLACK pattern. The ANCHOR always faces to the front of the aircraft.

Decal No.6 & 7 are mounted first before the bars are glued into place. The ARROW always points to the rear of the aircraft.

Colour Notes. Main Rotor Blades are Green FS 34102 on top, and Flat Black on the bottom with the last 6"(154.4 mm) Grey Anti - Skid (FS 36440 approx.). This is the same Colour for the top panel near the engine cowl and both skids as illustrated.

1 AIR FORCE 2R 2L 3 5L 6R L 7 R L 7 R L 7 R L 7 R

AIR FORCE AIR FORCE

10 10

DANGER DANGER

KEEP AWAY KEEP AWAY

A25-101 A25-101

1 ARMY ARMY 10 11 11 19

ARMY 10A 20 28 208 101 208 101

8 8 8 8 9

NO STEP NO STEP

28 27 26

NO STEP NO STEP

25 24 23 22 21 2 R 2 L

NO STEP NO STEP

208 208

DANGER DANGER

KEEP AWAY KEEP AWAY

12L 12R 13 14 29

A25-208 A25-208

NO STEP NO STEP

15 16 32

NO STEP NO STEP

HAND HAND 2 2

HOLD HOLD 2 2

30 31

1 2 4 4 5

ARMY ARMY

3 3

A17-039 A17-044 39 39 39

A17-039 A17-044 44 44 44

6 7 8 9 10 11 12 13

DANGER DANGER

KEEP AWAY KEEP AWAY

+ - ± E ± ↓↑↑ ↑↑↓

KIOWA

UN UN

33

BLACKHAWK No: A35034 0207

Aussie Decals © Copyright