



Detailní doplňková sada
Detail accessory set

4139 F-117A Nighthawk 1/48

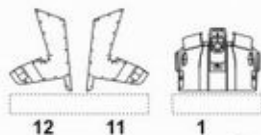
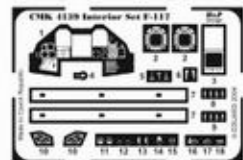
Interior set for Tamiya kit

Navštivte naše stránky / Visit an official website

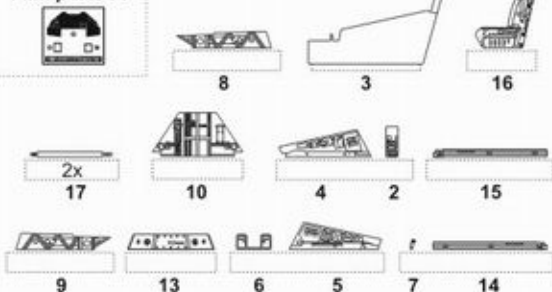
www.cmkkits.com

Photo-etched parts PP

Polyurethane parts PUR



Film parts FP



Díly ohnuté popř. pokroutené vlivem teplotních změn a stárnutí materiálu, mohou být narovnané do požadovaného tvaru pomocí proudu teplé vody nebo vzduchu (fén na vlasy).

Parts slightly distorted and bended owing to temperature changes or due to material ageing can be straightened to requested shape by hot water or hot air jet. (hair dryer)

This process can be repeated till result is entirely satisfactory.

K lepení použít kyanoakrylátové lepidlo!
For best result gluing use cyanoacrylate glue!

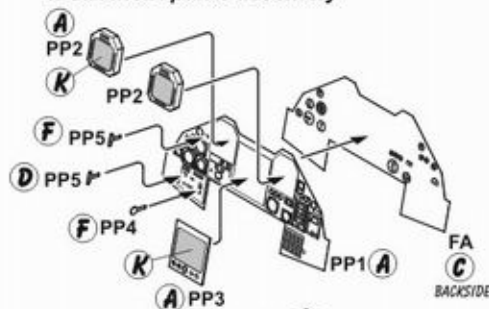
Kontaktní plochy doporučujeme před lepením odmastit
Contact areas ungrease is recommended before gluing.

BARVY / COLORS

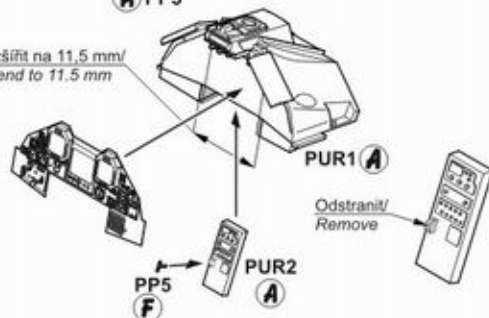
HUMBROL

| | | |
|---|----------------------------|-----|
| A | Matná černá / Matt black | 33 |
| B | Zelená / Green | 2 |
| C | Bílá / White | 34 |
| D | Žlutá / Yellow | 154 |
| E | Modrošedá / Dark grey | 125 |
| F | Stříbrná / Silver | 11 |
| G | Měděná / Copper | 12 |
| H | Světlá khaki / Light khaki | 72 |
| I | Šedá / Light grey | 64 |
| J | Khaki / Khaki | 26 |
| K | Lesklá černá / Gloss Black | 21 |

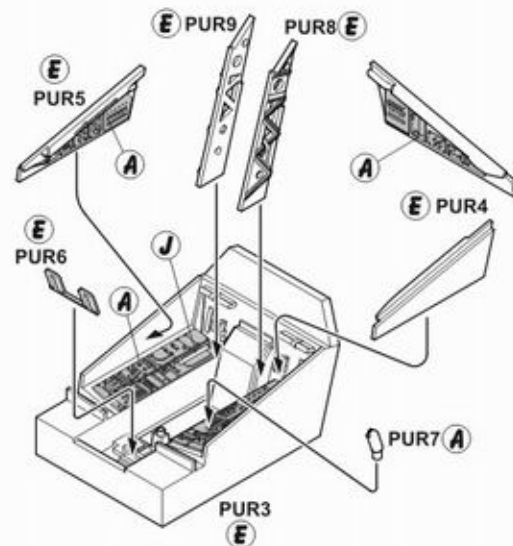
1 Sestavení přístrojové desky / Instrument panel assembly



Rozšířit na 11,5 mm/
Extend to 11.5 mm



2 Sestavení kokpitu / Cockpit assembly



3 Dokončení kokpitu / Cockpit completion

