

EagleCals

EC#117

1/48 1/32

1/72


eagle
EDITIONS LTD.

Bf 110 C/D


S9+AN 5./ZG 1

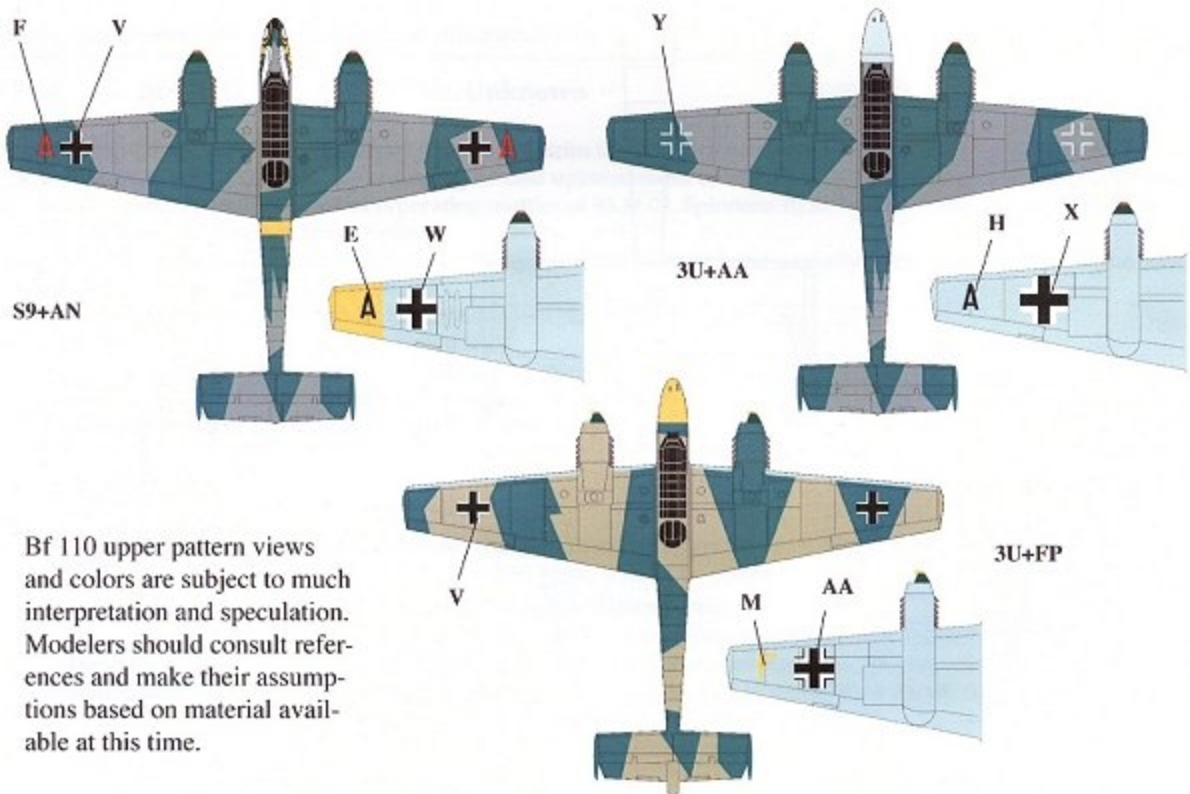


3U+AA Stab./ZG 26



3U+FP 6./ZG 26





Bf 110 upper pattern views and colors are subject to much interpretation and speculation. Modelers should consult references and make their assumptions based on material available at this time.

EagleCals #117

Messerschmitt Bf 110 C/D Zerstorer

While designed for use with the Dragon 1/32nd scale Bf 110, they may also be adapted to the Revell Bf 110 kit.

For 1/48th scale Eduard or Fujimi, 1/72 Fujimi kits are suggested.

Note the upper surface schemes provided here are representative of early factory patterns as well as some assumptions and may not reflect those actually applied. Upper surface patterns and colors are difficult to determine for this type, consult available references and photos in order to conclude proper patterns and colors.

S9+AN	Bf 110 C-7	W.Nr. Unknown	5/ZG 1
--------------	-------------------	----------------------	---------------

This aircraft is fitted with enlarged span rudder trim tabs, which were retrofitted to some earlier aircraft. It is also fitted with wing pylons, tropical air filter and an armored windscreen.

Colors: Undersurfaces: RLM 76. Uppersurfaces: RLM 74/75. Fuselage band aft of wing root: Yellow. Spinner tips: Red.

Codes: Black with individual aircraft letter "A" in Red.

National Markings: Fuselage: 1000mm B3 Black and White cross

500mm H2a *Hakenkreuz*

Wings: Upper: 1000mm B3 Black and White cross

Lower: 1200mm B3 Black and White cross

Reference: Messerschmitt Bf 110 C, D and E an Illustrated Study

3U+AA	Bf 110 C	W.Nr. Unknown	Stab/ZG 26
--------------	-----------------	----------------------	-------------------

Pilot: *Geschwaderkommandore Major* Joachim-Friedrich Huth. Photograph indicates this aircraft fitted with armored windscreen and small short span trim tabs on the rudder.

Colors: Undersurfaces: RLM 76. Uppersurfaces: RLM 74/75 with heavily mottled fuselage sides. Spinners: RLM 70 and White. Nose: Thin White distemper leaving forward part of White chevron still visible.

Codes: Black with individual aircraft letter "A" in Blue or provisional Green. Large "A" on wing lower surfaces provisional.

National Markings: Fuselage: 1000mm B2 Black and White cross

500mm H2a *Hakenkreuz*

Wings: Upper: Provisional 1000mm B6 White cross. (B2 Black and White cross can be used as alternate)

Lower: Provisional 1440mm B3 Black and White cross

Reference: Messerschmitt Bf 110 C, D and E an Illustrated Study

3U+FP	Bf 110 D	W.Nr. Unknown	6/ZG 26
--------------	-----------------	----------------------	----------------

Photographed in the spring of 1941. Enlarged span rudder trim tabs and armored windscreen fitted to this aircraft.

Colors: Undersurfaces: RLM 65 partially wrapping around uppersurfaces of leading edge. Uppersurfaces: RLM 02/71 with heavily mottled fuselage sides incorporating mottles of RLM 02. Spinners: RLM 70 with Yellow tips and White segments. Nose and fuselage band: Yellow.

Codes: Black with individual aircraft letter "F" in Yellow. Note the fuselage band partially obliterates a portion of the codes.

The cloG emblem of ZG 26 is provisional.

National Markings: Fuselage: 1000mm B2 Black and White cross

500mm H2a *Hakenkreuz*

Wings: Upper: 1000mm B3 Black and White cross

Lower: 1200mm B3 Black and White cross

Reference: Messerschmitt Bf 110 C, D and E an Illustrated Study
