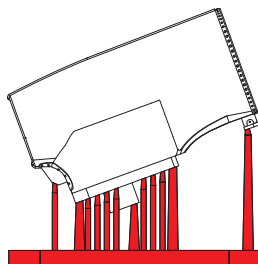


CUT

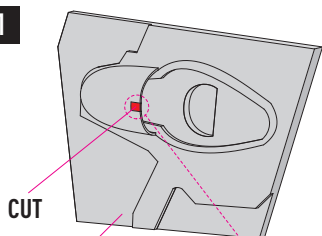


USE A SAW TO REMOVE SUPPORTS
FROM 3D PRINTED PARTS

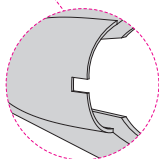


R1 X2

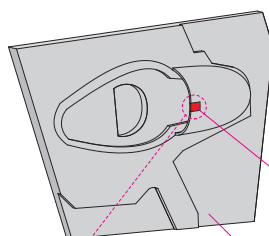
1



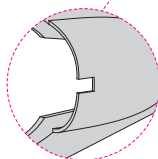
PART A19
FROM THE KIT



2

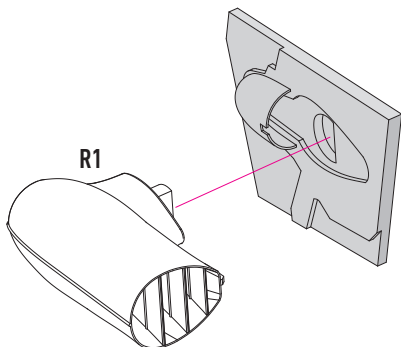


PART A18
FROM THE KIT



3

STEP 1



STEP 2

