1/20 Type 79 1978
Front section parts set
[TAMIYA社 1/20 Type79 1978 対応]



組付イメージ
Image assembled

⚠ CAUTION
◆この商品は、小さな部品や尖った部分などがあります。取り扱いにはご注意下さい。
◆組立の際に出たクズは、すぐに捨てて下さい。 ◆対象年令18才以上です。
◆Choking hazard. Keep out of reach of children at all times.
◆Photo etched parts are razor sharp. Use caution when handling.
◆Place all spoils in a secure trash container immediately to avoid injury.
Parts are not attached to frets and may be easily lost.

組立て説明書 INSTRUCTIONS

☆当説明書は、ベ-スキットを基に作られています。
指示以外の行程はベ-スキットの説明書に従って製作して下さい。
☆Read and fully understand donor instructions before reading the instructions.

METAL PARTS = M
PHOTO ETCHED PARTS = E
DECAL= D
CLEAR RESIN = C

[PARTS LIST]

METAL PARTS　　CLEAR RESIN PARTS



スプリング
SPRING ×2

ケーブル
Black Cable ×1

シートベルト用リボン
SEAT BELT RIBBON ×1

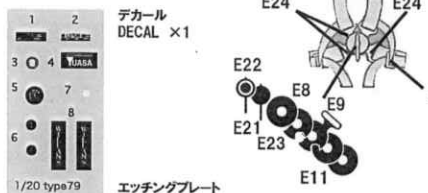

デカール
DECAL ×1

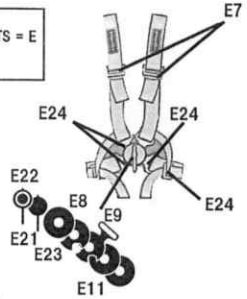

エッチングプレート
PHOTO ETCHED PARTS ×1

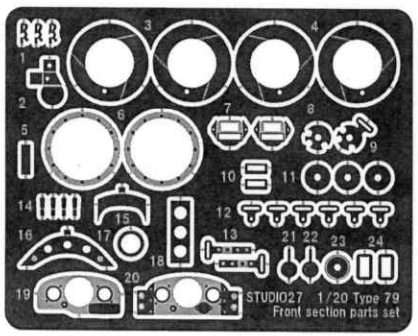

1

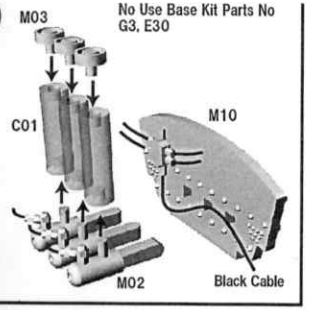

2 3 4

No Use Base Kit Parts No
E12,13,17,18,19,20
D11,E31,E29,D1,D8

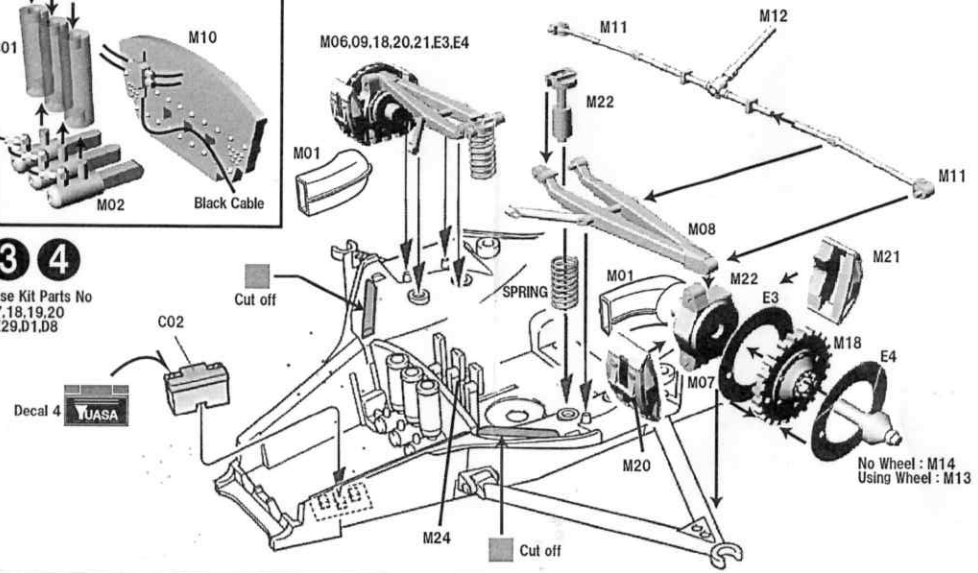

5

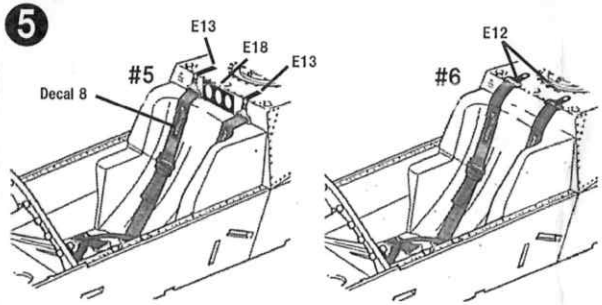

24 HEAD REST　#5:M31, #6:M32

5 No Use Base Kit Parts No D27,D26
7 D22,D30,D31

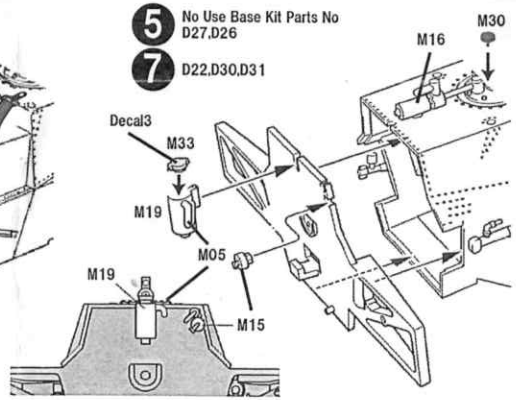

6 Decal 7 : Steering Wheel

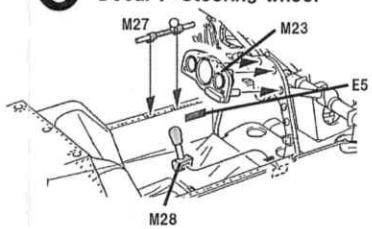

7

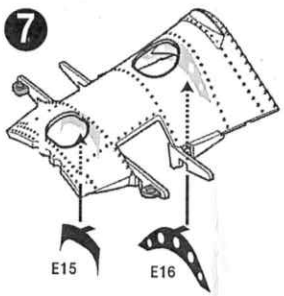

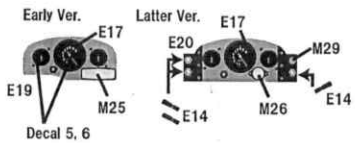

25 ベースキットのパーツをカットし取付けて下さい

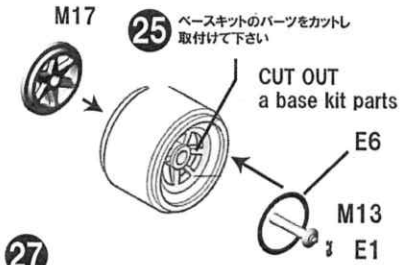

27