



# FRENCH AIR FORCE MIRAGE 5F

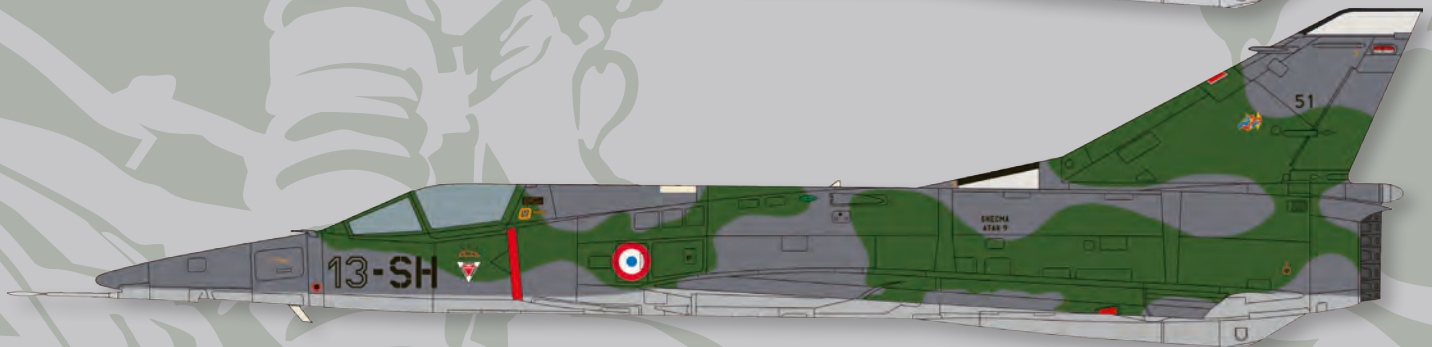

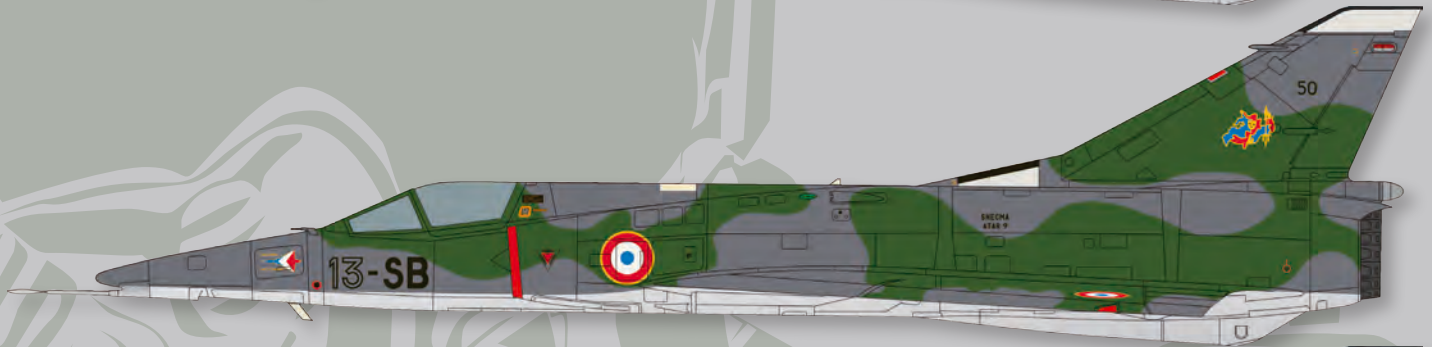


EC 02/013 ALPES, EC03/013 AUVERGNE AND EC 03/003 ARDENNES

WMD48008

**1/48**  
Scale



Designed for Wingman Models kit  
WMK 48013 or Kinetic Mirage kit



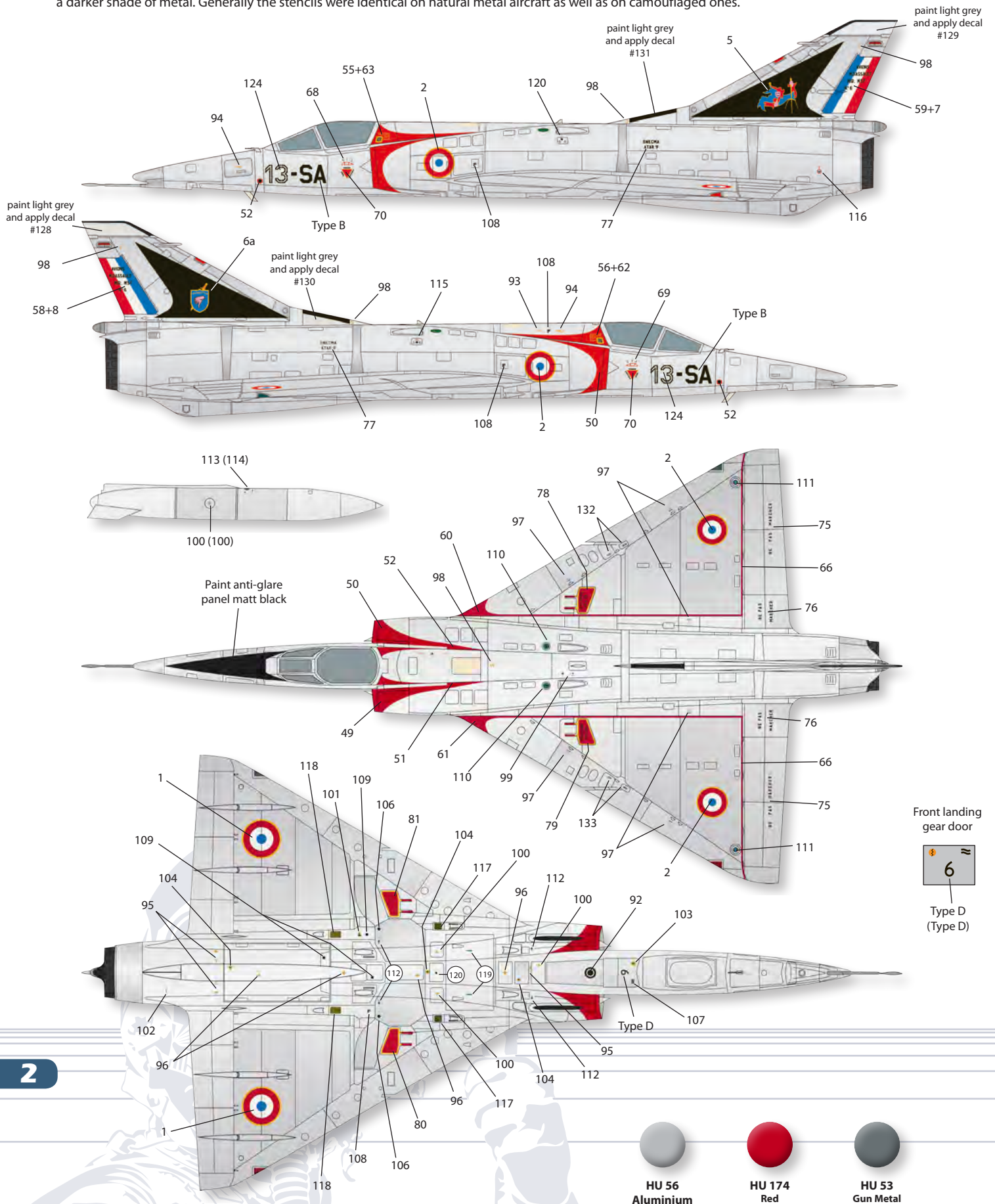
# FRENCH AIR FORCE MIRAGE 5F

## Colour and Decal Application Guide



### 1 *Mirage 5F 13-SA/6, EC 03/013 'Auvergne', Colmar FR, 1972*

After the decision was made to keep embargoed but finished Mirage 5J initially ordered by the IAF to the French Air Force, aircraft were re-designated Mirage 5F. During the first years of their career Mirage 5Fs featured a natural metal finish with high-visibility markings. Note that many smaller panels on the fuselage featured a darker shade of metal. Generally the stencils were identical on natural metal aircraft as well as on camouflaged ones.



### 2


### 3 **Mirage 5F 3-XF/18, EC 03/003 'Ardennes, Nancy-Ochey FR, 1974**

The second unit to receive the Mirage 5F was EC 03/003 Auvergne at Nancy-Ochey. Aircraft 3-XF/18 still features the Mirage 5J nomenclature on the tail. EC 03/003 only operated the Mirage 5F from 1975 to 1976, when it was re-equipped with the SEPECAT Jaguar A.

Front landing gear door



Type D  
(Type D)



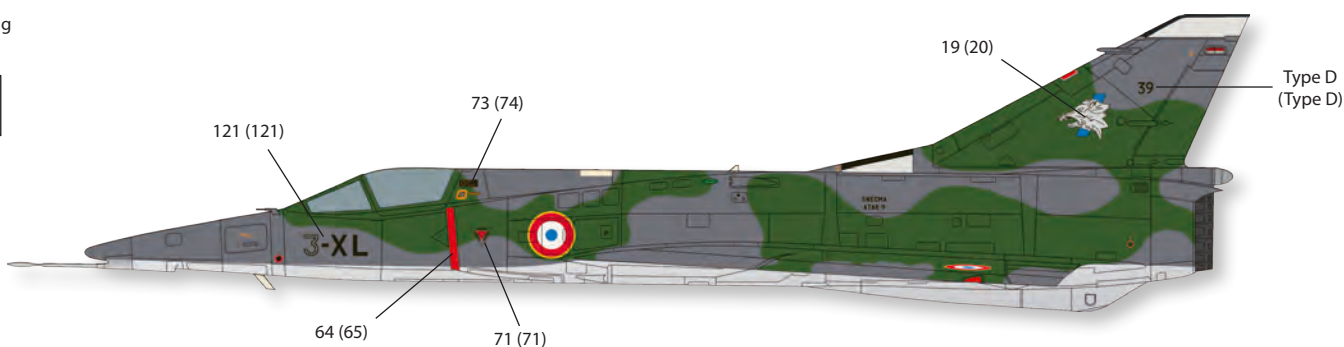
### 4 **Mirage 5F 3-XL/39, EC 03/003 'Ardennes, Nancy-Ochey FR, 1974**

During the mid-1970s French Mirage 5F received a two-tone camouflage on top of the natural metal finish.

Front landing gear door



Type E  
(Type E)



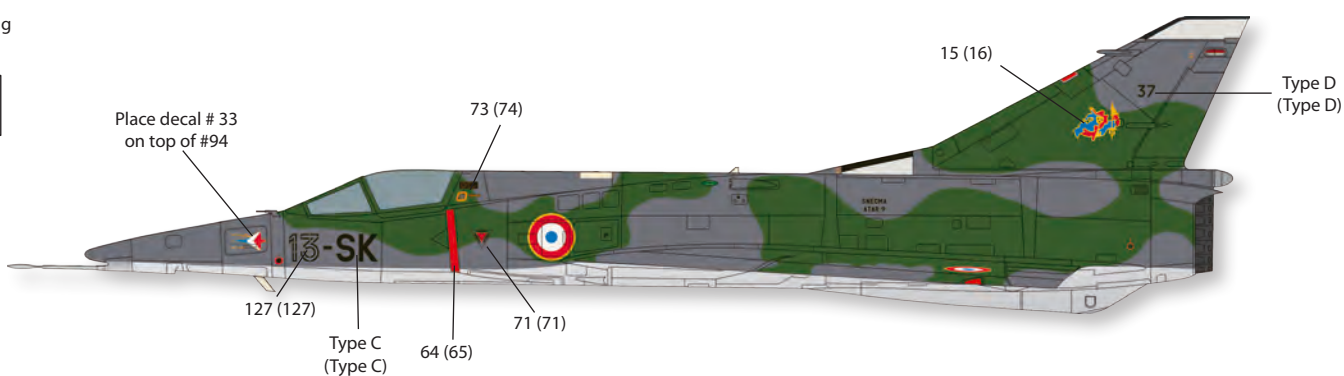
### 5 **Mirage 5F 13-SK/37, EC 03/013 'Auvergne, 12th Tactical Weapons Meet, Twente NL, 1976**

TWM 1976 participant Mirage 5F of EC 03/013 from Colmar with special markings on the nose.

Front landing gear door



Type E  
(Type E)



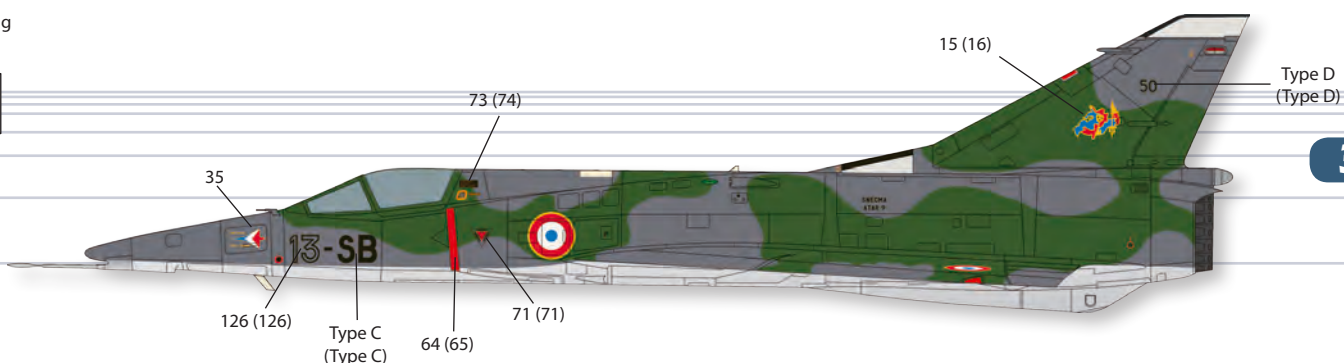
### 6 **Mirage 5F 13-SA #50, EC 03/013 'Auvergne, 12th Tactical Weapons Meet, Twente NL, 1976**

EC 03/013 Auvergne took part with five Mirage 5F aircraft in the 12th TWM held at RAAF air base Twente in May 1976. Our decal sets depict four of these aircraft. All were painted in the two-tone grey/green camouflage with natural metal bottom surfaces. Note the difference in shape of the tactical codes.

Front landing gear door

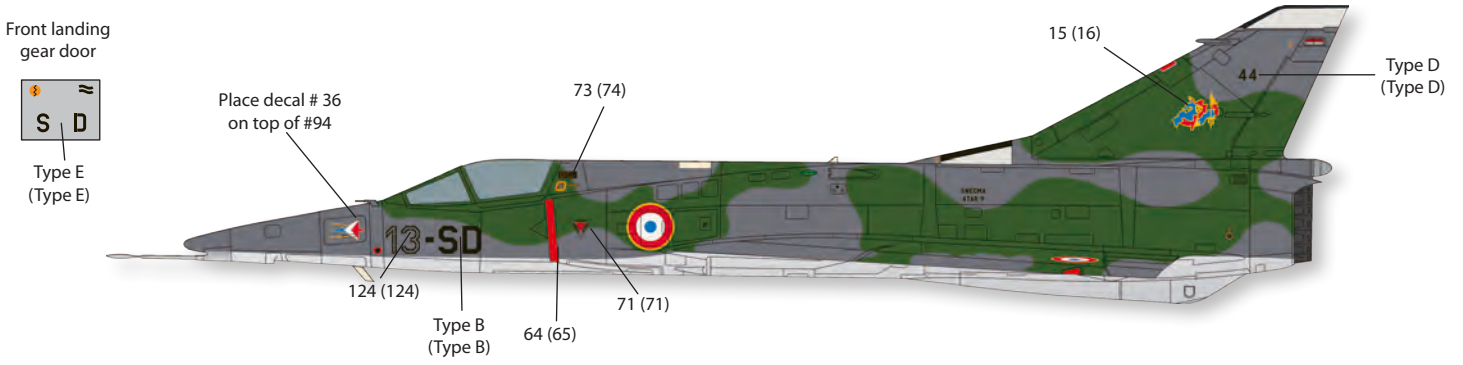


Type E  
(Type E)



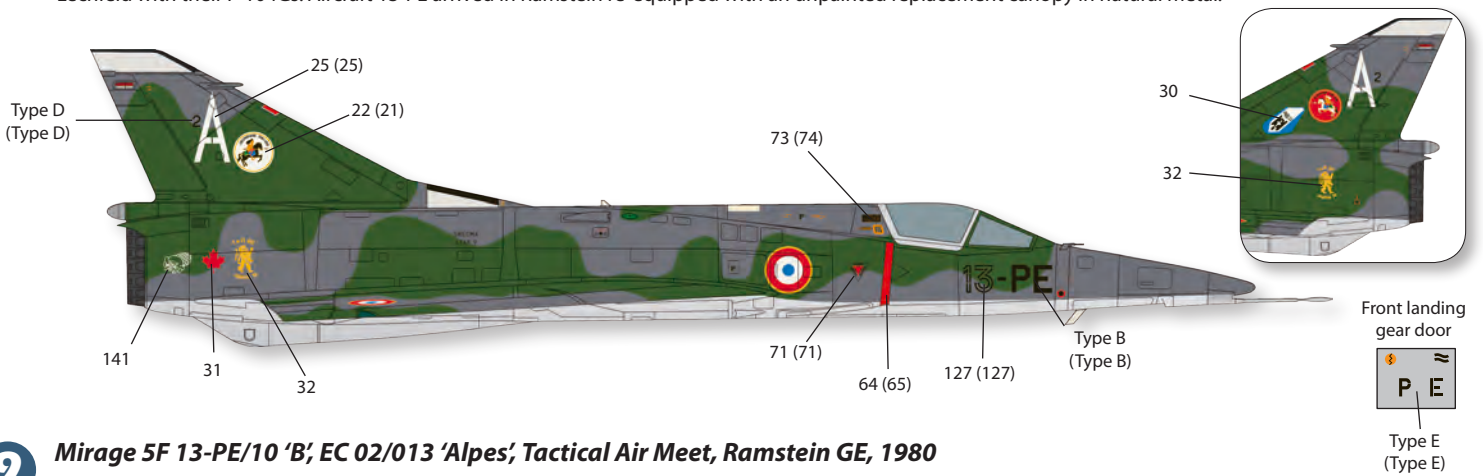
**7** *Mirage 5F 13-SD #50, EC 03/013 'Auvergne', 12<sup>th</sup> Tactical Weapons Meet, Twente NL, 1976*

Mirage 5F #44 was the second aircraft to be deployed at Twente AB in the Netherlands to participate in TWM 1976. The aircraft featured angled style tactical codes. The special marking with names of the pilot and the crew chief was applied on the access hatch of the electronic bay on the nose on top of the relevant stencil.



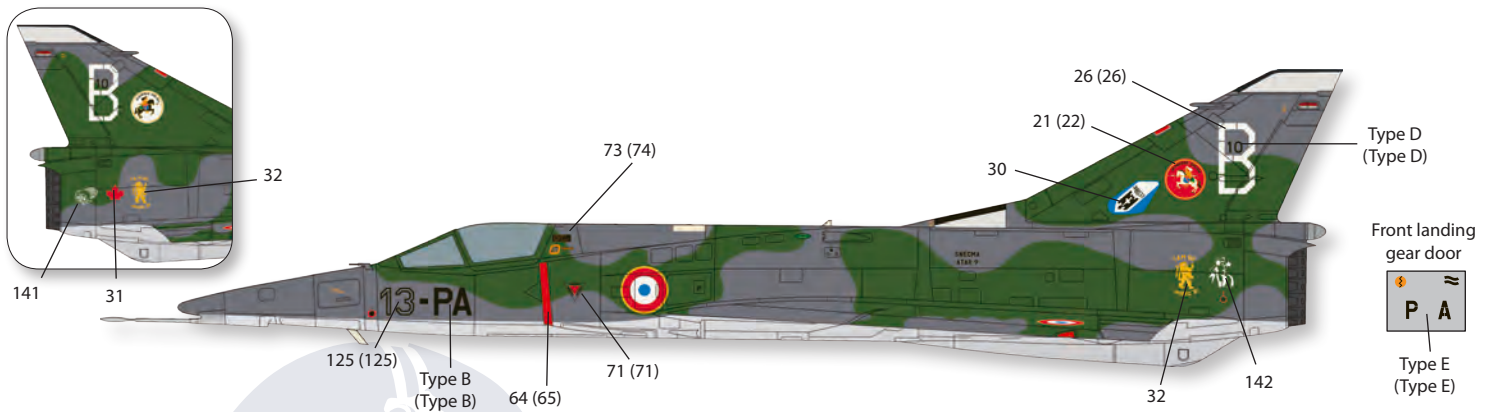
**8** *Mirage 5F 13-PE/2 'A', EC 02/013 'Alpes', Tactical Air Meet, Ramstein GE, 1980*

All TAM 1980 participants of EC 02/013 'Alpes' from Colmar air base received identification letters on both sides of the tail, ranging from 'A' to 'E'. During the course of the exercise, many aircraft were adorned with so-called 'zappings' by ground crews of participating units such as 1 CAG with their CF-104 or JaboG 32 from Lechfeld with their F-104Gs. Aircraft 13-PE arrived in Ramstein re-equipped with an unpainted replacement canopy in natural metal.



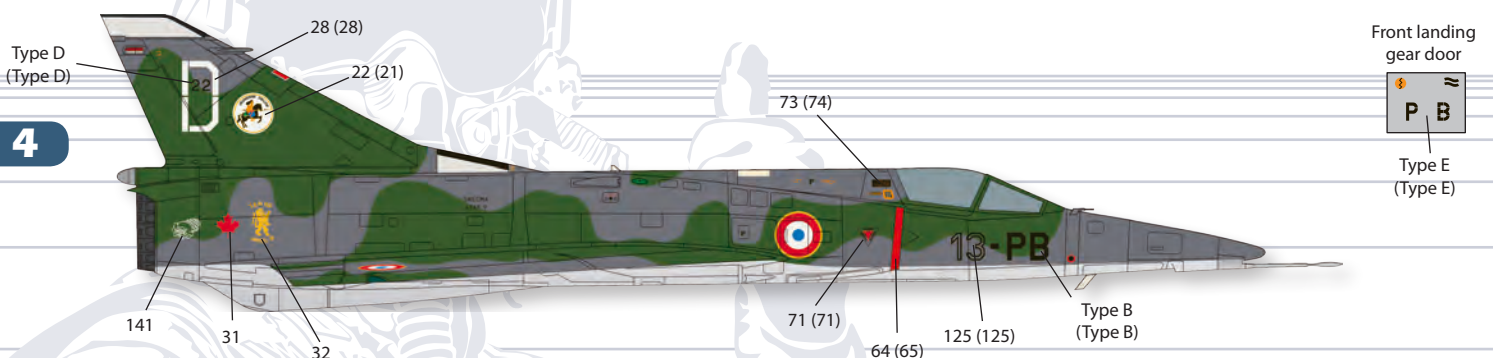
**9** *Mirage 5F 13-PE/10 'B', EC 02/013 'Alpes', Tactical Air Meet, Ramstein GE, 1980*

Aircraft 13-PA 'B' was painted in two-tone tactical camouflage with high-viz markings and featured 'zappings' on both sides of the tail area.



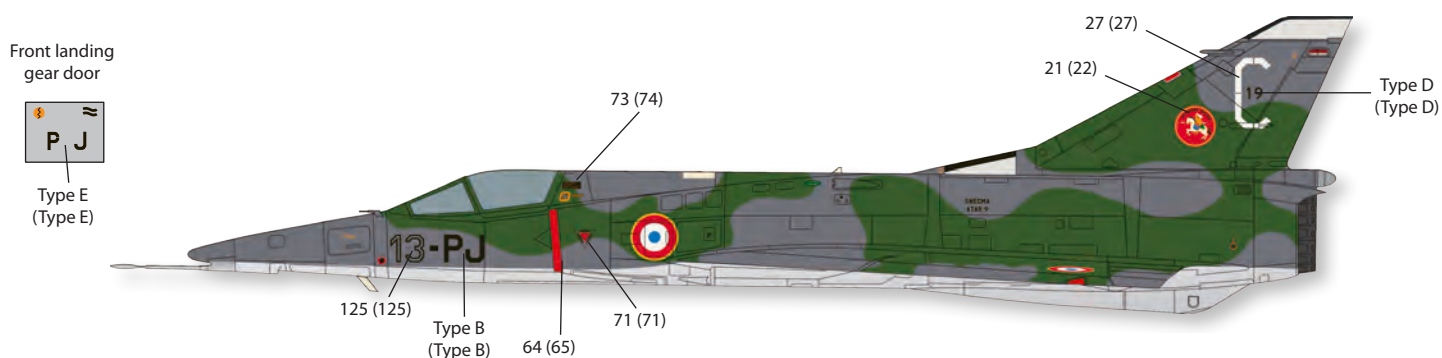
**10** *Mirage 5F 13-PE/22 'D', EC 02/013 'Alpes', Tactical Air Meet, Ramstein GE, 1980*

Aircraft 13-PB was another Mirage 5F of EC 02/013 that was adorned with 'zaps' by foreign ground crews during TAM 80 at Ramstein AB. However, we only have photographic evidence for those applied to the right side of the aircraft.



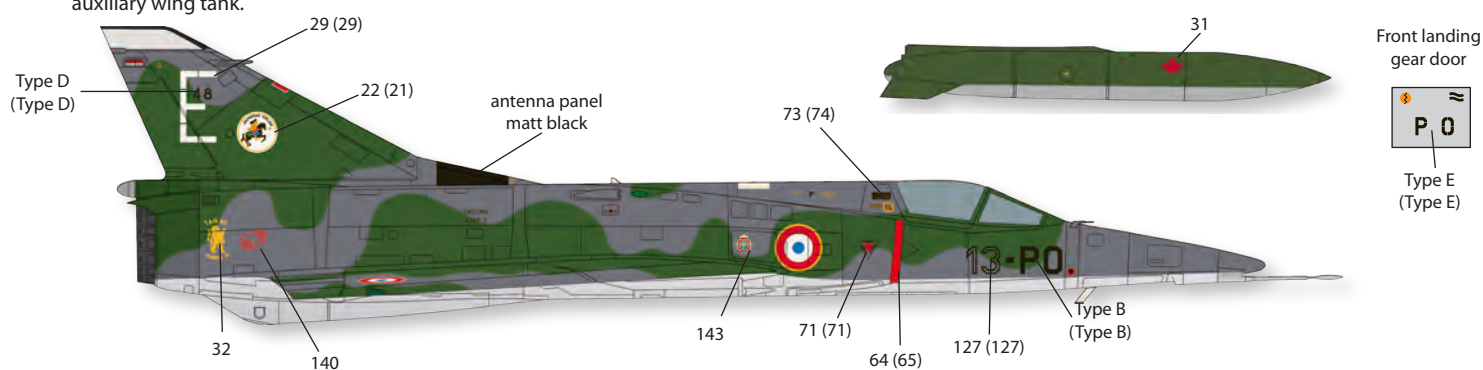
## 11 *Mirage 5F 13-PJ/19 'C', EC 02/013 'Alpes', Tactical Air Meet, Ramstein GE, 1980*

Mirage 5F 13-PJ seen in the 'clean' state as it arrived at Ramstein AB early June 1980. All five aircraft were loaded with two 1,700 l auxiliary wing tanks and Matra Magic practice missiles attached to the outer wing stations.



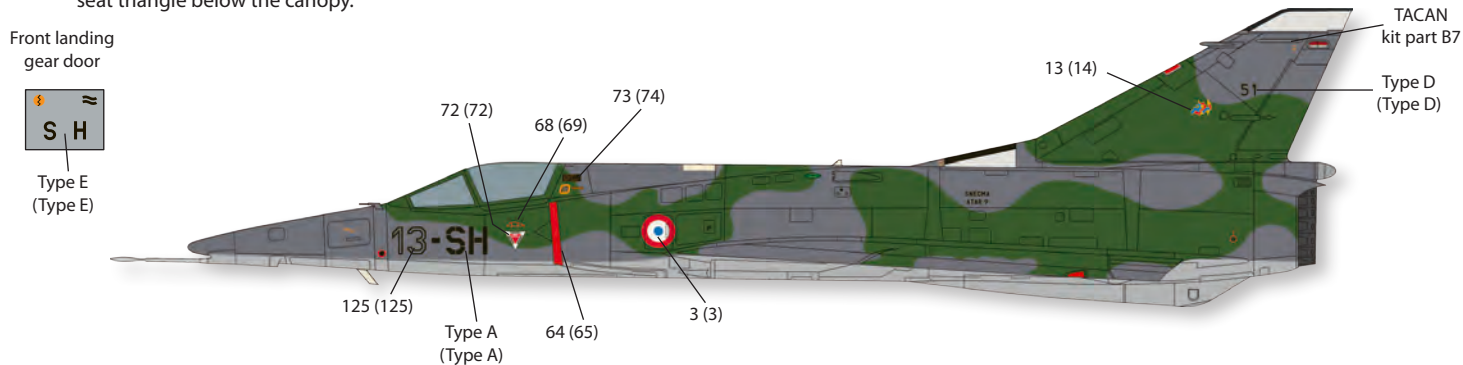
## 12 *Mirage 5F 13-PO/48 'E', EC 02/013 'Alpes', Tactical Air Meet, Ramstein GE, 1980*

Aircraft 13-PO was another Mirage 5F of EC 02/013 that was adorned with 'zaps' by foreign ground crews during TAM 80 at Ramstein AB. However, we only have photographic evidence for those applied to the right side of the aircraft. Note that decal #31 'red maple leaf' was also applied to the outside of the right 1,700 l auxiliary wing tank.



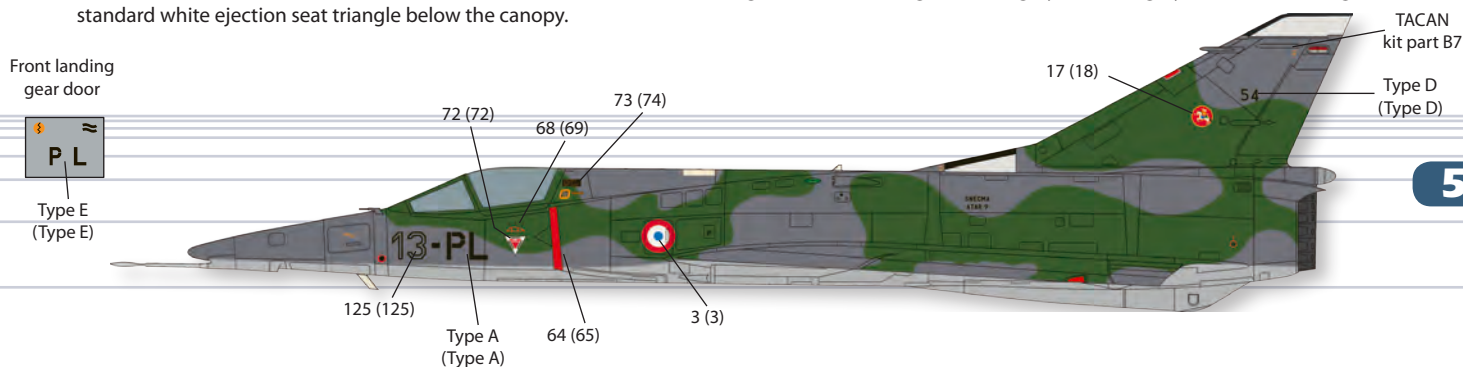
## 13 *Mirage 5F 13-SH #51, EC 03/013 'Auvergne', Colmar FR, June 1984*

Aircraft #51 with the tactical code 13-SH belonged to an extra batch of eight aircraft ordered by the Armée de l'Air to replace Mirage 5F that had been previously sold to Chile. These aircraft featured low-viz markings on a three-tone green/dark grey/medium grey tactical camouflage. Note the non-standard white ejection seat triangle below the canopy.



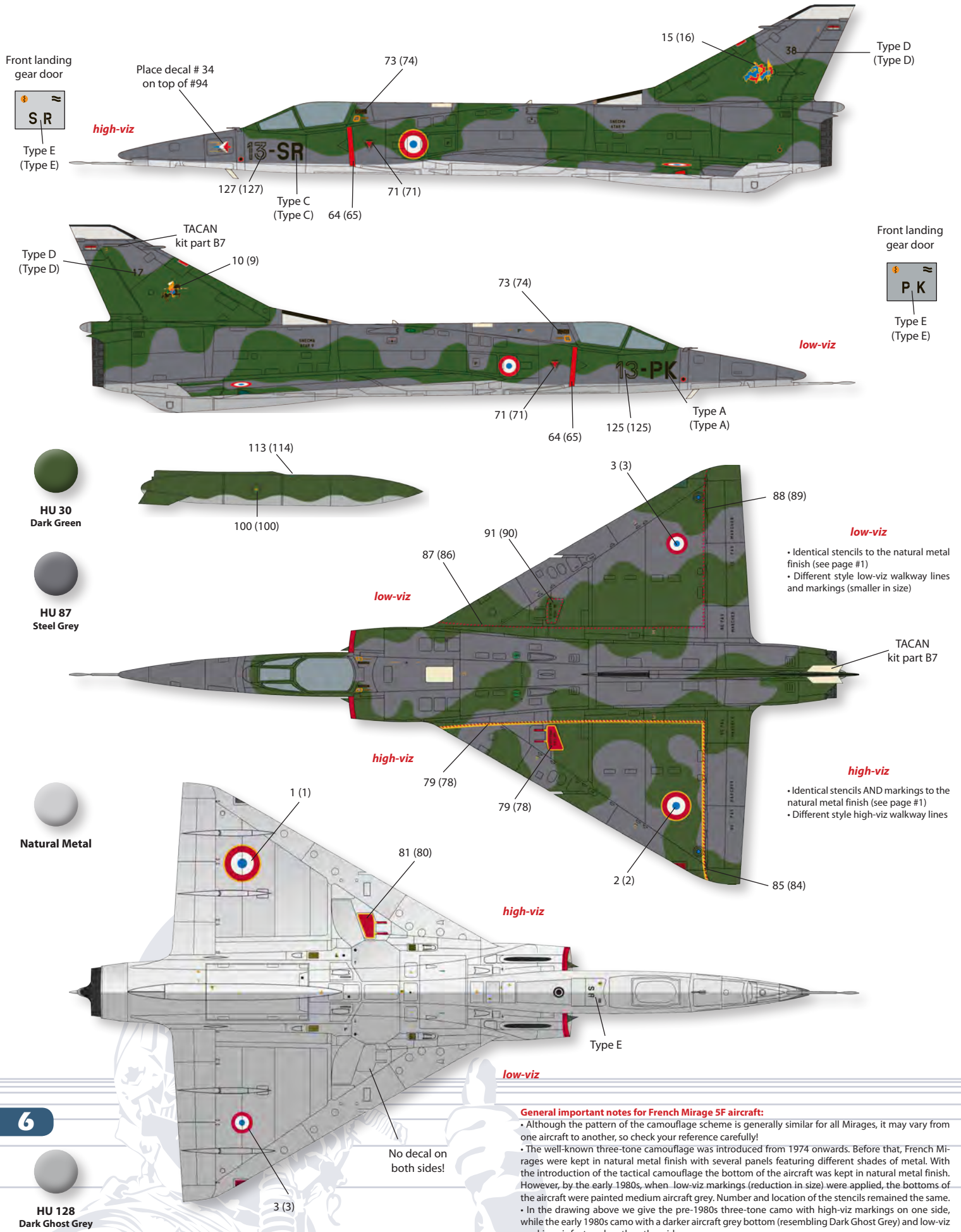
## 14 *Mirage 5F 13-PL/54 'E', EC 02/013 'Alpes', Tactical Air Meet, Bremgarten GE, July 1984*

Aircraft #54 with the tactical code 13-PL was one of eight aircraft that belonged to an extra batch of Mirage 5F ordered by the Armée de l'Air and which were manufactured between 1982 and 1984. The aircraft featured low-viz markings on a three-tone green/dark grey/medium grey tactical camouflage. Note the non-standard white ejection seat triangle below the canopy.



# 15 Tactical Camouflage

During the early 1970s l'Armée de l'Air introduced a new tactical camouflage for the fighter bomber aircraft. This consisted of a two-tone green/dark grey on natural metal bottom surfaces. The stencils were identical to those found on the unpainted aircraft, only the markings were slightly altered. By the early 1980s, this tactical camouflage was changed in a way that the natural metal surfaces were painted medium aircraft grey and the markings changed in size and colours to a more subdued low-viz appearance. Stencils have remained the same through out those changes.



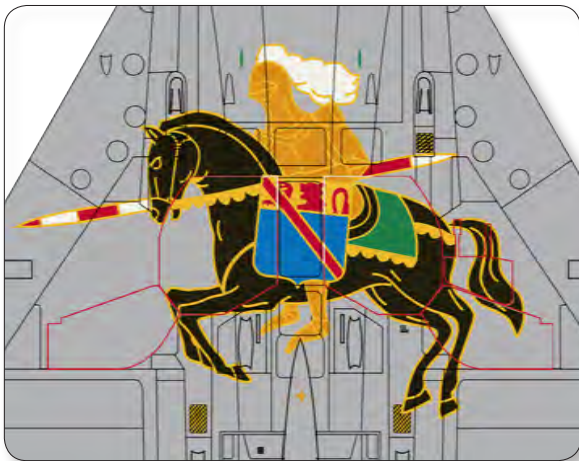
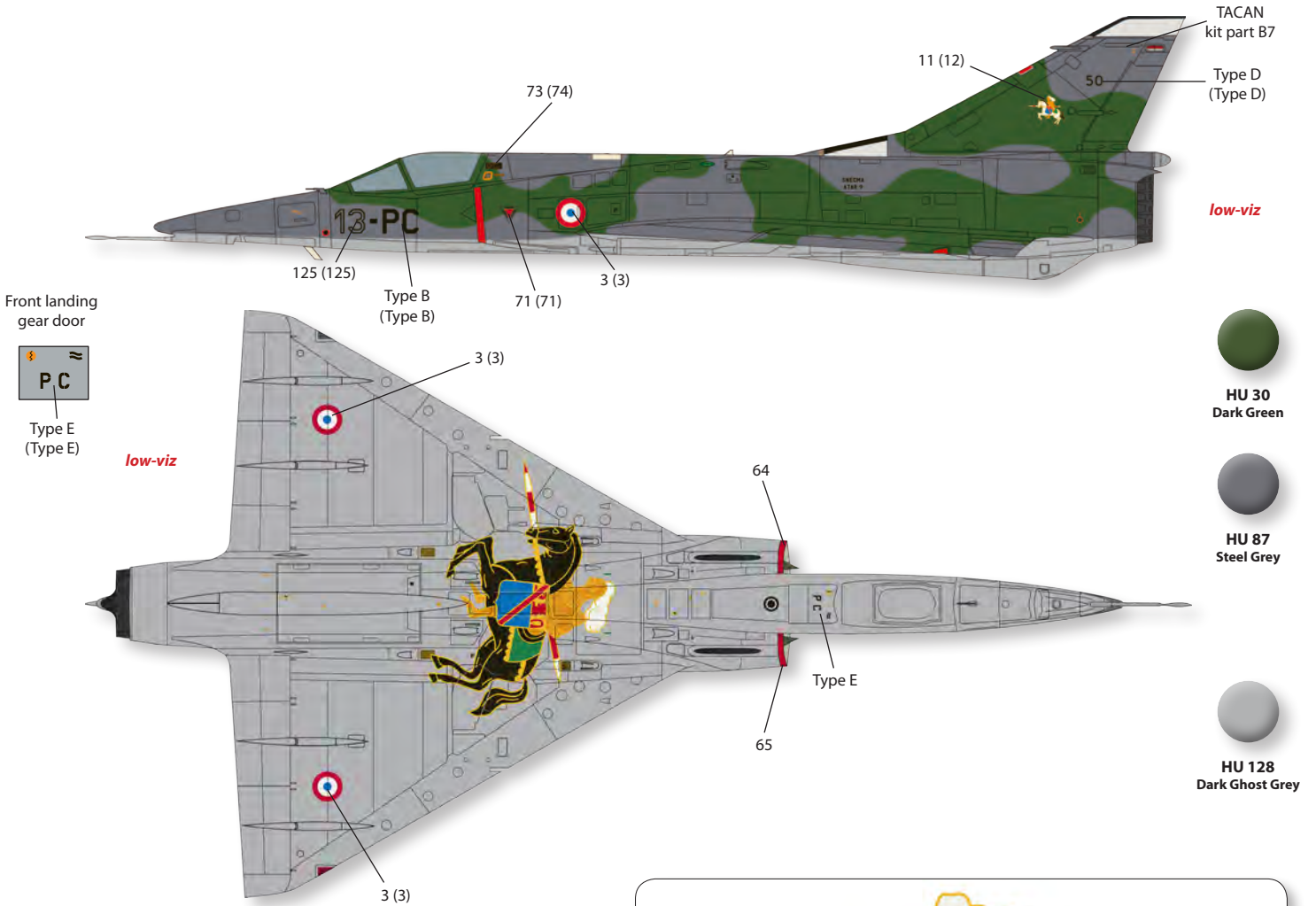
**General important notes for French Mirage 5F aircraft:**

- Although the pattern of the camouflage scheme is generally similar for all Mirages, it may vary from one aircraft to another, so check your reference carefully!
- The well-known three-tone camouflage was introduced from 1974 onwards. Before that, French Mirages were kept in natural metal finish with several panels featuring different shades of metal. With the introduction of the tactical camouflage the bottom of the aircraft was kept in natural metal finish. However, by the early 1980s, when low-viz markings (reduction in size) were applied, the bottoms of the aircraft were painted medium aircraft grey. Number and location of the stencils remained the same.
- In the drawing above we give the pre-1980s three-tone camo with high-viz markings on one side, while the early 1980s camo with a darker aircraft grey bottom (resembling Dark Ghost Grey) and low-viz markings is featured on the other side.
- Please note that late-style Mirage 5F aircraft had TACAN antennas added to the fin (kit parts #B7). Please check your reference carefully, if you need those for your particular modeling project.

# 6 HU 128 Dark Ghost Grey

**Mirage 5F 13-PC/50, EC 02/013 'Alpes', 'Metro-Mike Demonstration Team', Colmar FR, June 1994**

Mirage 5F 13-PC belonged to the famous Colmar based demonstration team 'Metro-Mike', which would perform outstanding displays throughout Europe during the air show season. Two Mirage 5F formed part of the team during their final year: aircraft 13-PC/50 and 13-PM/36. Lieutenant Cohendet and Capitaine de Bodard had the honors to fly the final display of the 'Metro-Mike' team on June 3, 1994, at Colmar during the disbandment ceremony for the Mirage 5F.



*Special thanks goes to Sylvain Hautier from Syhart Decals for the immense help in our research! For more great French topics have a look at [www.syhartdecal.fr/](http://www.syhartdecal.fr/)!*

