

All of our decals are proudly printed by Microscale. Using Micro-Set and Micro-Sol will give you the best results when used with our decals.



Accurate  
Colorful  
**BOBS**

4220 Knox Avenue  
Rosamond, CA 93560  
Tel: 661.209.9706  
Fax: 425.799.0903  
modelbuilder@twobobs.net  
http://www.twobobs.net

# F-4F Press to Test "Elefant"

- WHAT'S OUT THERE?
- 1/48th Hasegawa F-4E/F
  - 1/48th Fujimi F-4E/F
  - 1/48th Italeri F-4E/F
  - 1/48th Revell/Monogram F-4E/F
  - Kendall Model Company Update Set
  - Kendall Model Company Cockpit Set
  - Black Box Cockpit Set
  - Cutting Edge Ejection Seats
  - Eduard Detail Set
  - Verlinden Update Set



A 50th anniversary is always something special, and when a flight test centre is celebrating it you have the right ingredients for a lot of surprises. Exactly that was the case at Manching near Ingolstadt in southern Germany when the Wehrtechnische Dienststelle 61 (WTD61) opened its doors on September 15th, 2007.

The WTD61 was founded on October, 1st 1957 in Oberpfaffenhofen and has been given the task to examine and evaluate everything that was due to fly within the Luftwaffe. But by that time it was still called "Erprobungsstelle" ("E-Stelle", or "Test Centre"), which was still the case when it moved to its current location in 1965/66. In 1987 it changed its name from "Erprobungsstelle 61" to "Wehrtechnische Dienststelle für Luftfahrzeuge des Bundeswehr" (WTD 61) and by doing so also got the recognition of the widespread field of activities in aircraft and system testing. It is today the main test and evaluation unit for flying systems in the German armed forces.

To celebrate this anniversary a Tornado and a Phantom were painted in bright orange, similar to the test equipment that is installed in the aircraft. Furthermore aerodynamic and flight mechanic formulas were written all over the aircraft together with the German national colours and the WTD61 emblem. Additionally the F-4 has got 'Spooky' on the bottom side.


Andreas Zeitler



Very special thanks goes out to Andreas Zeidler.

Andreas is an aviation photographer and documented this scheme in very exact form. He was the driving force behind the accuracy of this sheet.



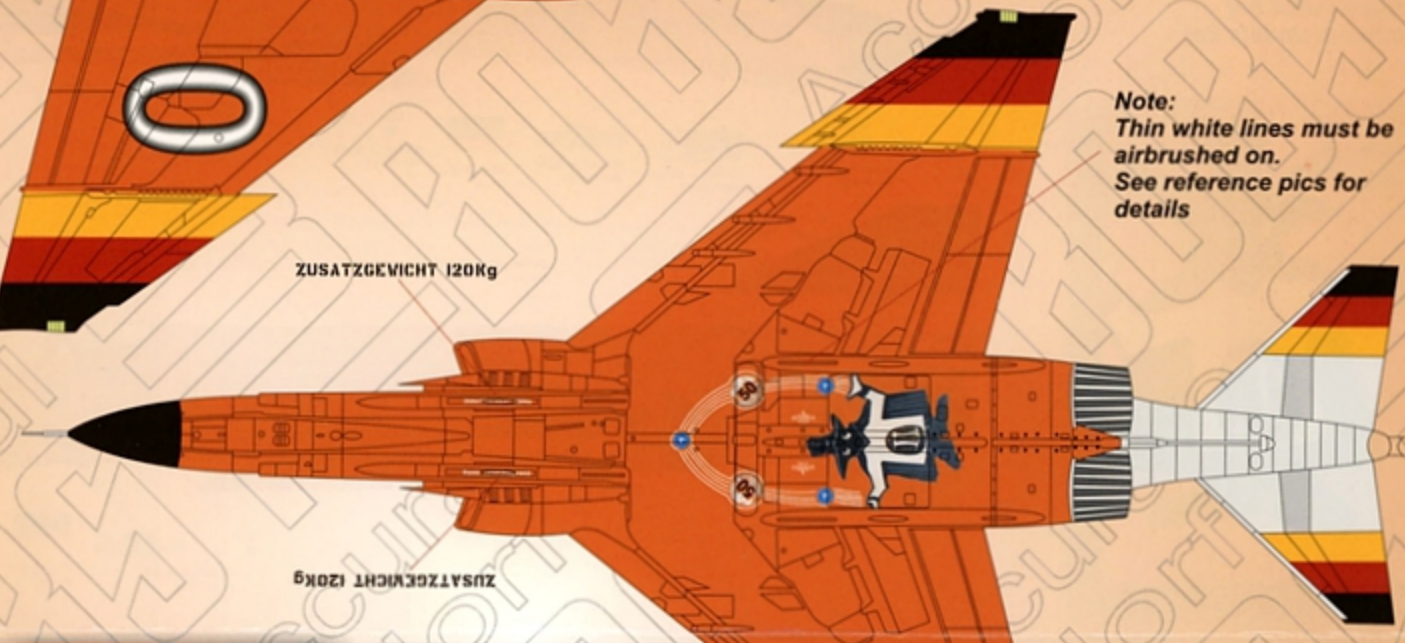
You can visit Andreas' website at <http://www.flying-wings.com>.



RAL 2000  
Lifecolor #5200

FS37038  
Testors MM 1749  
Humbrol Hu33  
Gunze Sangyo H12  
Xtracrylics XA1012

Note:  
Thin white lines must be  
airbrushed on.  
See reference pics for  
details



Twobobs' goal is to provide you with the most thoroughly researched decals that money can buy. We go beyond using traditional reference resources and many times speak with the actual aircrews and maintainers of our subject matter. Being modelers ourselves, we understand that there is no substitute for this painstaking research and we are proud to offer, what we feel, are the best decals on the market. If you have any subject matter that you feel should be the next Twobobs creation, let us know. We'll be happy to listen to any and all customer input.