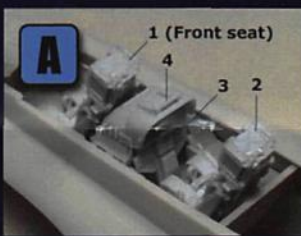







Photo by Gustav Jung



(A) Cockpit for F/A-18C/D/D(N)
 *F/A-18C Late type : Resin part no.1 only
 *F/A-18D Late type for US Navy and Other nations : no. 1/2 only
 *F/A-18D(N) USMC : no. 1/2/3/4

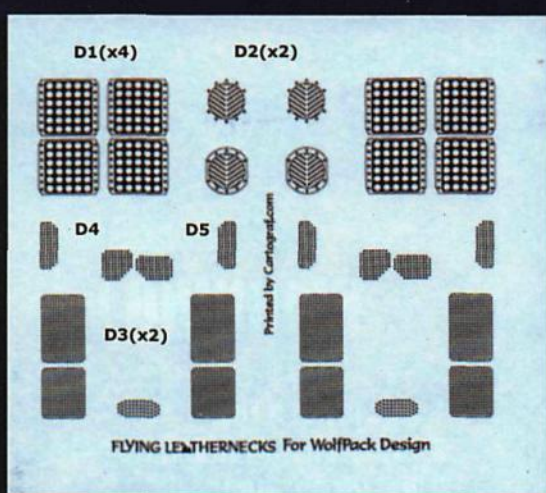


*References photo
 F/A-18D(N) Hornet VFMA-242 'Bats' 11 in OSAN AB, Oct. 2008
 Photo by Gustav Jung




(B) Wheel bay wall
 After attach the nose part, please add our part no.8.


*Total : 23 Resin Parts and 1 decal



(C) Refueling probe
 If you hope to open for the refueling probe, you may attach part no.12 /13/14.



(D) Nose detail
 Please attach the kit's parts no. k23 both side..





(E) Front wheel cover variations
 Resin Part no.9 : F/A-18C only
 Resin Part no.11 : F/A-18D only



*Photo 1 (Top) : F/A-18D(N)
 *Photo 2 (Top right) : F/A-18C Late type
 *Photo 3 (Right) : F/A-18D(N)



Photo by US Navy



(F) Mesh decals

Please attach our mesh decals under the nose.


*References photos
F/A-18D(N) VMFA(AW)-121,
OSAN AB, 2008

(G) GPS & Blade antenna

Nowaday, US Navy & USMC F/A-18 were equipped swept type antenna and GPS ball antenna on the top.

Please fill a kit's vents and attach our decal no. D2 (Late type vents by decal) after painting.

Photo by US Navy (www.navy.mil)



(H) Swept antenna

*Replace Hasegawa kit parts no : K26









Photo by Gustav Jung



(I)(J) SUU-62 Center pylon / SUU-63 Wing pylons - High speed manoeuvres type

Our update set included new pylon added to buldge for sway braces cover for high-speed manoeuvres. Hasegawa kit's pylon is normal.

*References photo :
Middle : F/A-18D(N) VMFA(AW)121 'Knights', OSAN AB, Korea, 2008
Middle right : F/A-18A+ VMFA-115 'Silver Eagles', OSAN AB, Korea, 2006



(K) AN/ALE-47 double C/F Dispensers
Some F/A-18 equipped with the new double C/F dispensers under bottom fuselage. (after F/A-18 Lot 19)
Please attach ours with decal D1.

Recommended Items


- Hasegawa 1/48 F/A-18D Hornet
- Aires 1/48 F/A-18 Wheel bay set
- Aires 1/48 F/A-18 Nozzle set
- TwoBobs 1/48 VMFA-115 'OIF'
- Wolfpack 1/48 AN/AAQ-28
- Daco Pub. Uncovering the F/A-18

References from

Daco Pub. Uncovering the F/A-18
www.navy.mil

Special thanks to

Mr. Dave Roof,
Mr. Sejun Min,
Hobbydecal



WARNING !

1. This is not a Toy.
2. Experienced modellers only.
3. Not for age under 10.
4. Don't inhale & eat resin dust.
5. Glue and paint are not included.

Wolfpack

Wolfpack-design Copyright (c) 2010
F2, 697, 1-dong, Sangroku, Ansan-si,
Gyungido, 426-857, Republic of Korea

www.wolfpack-d.com