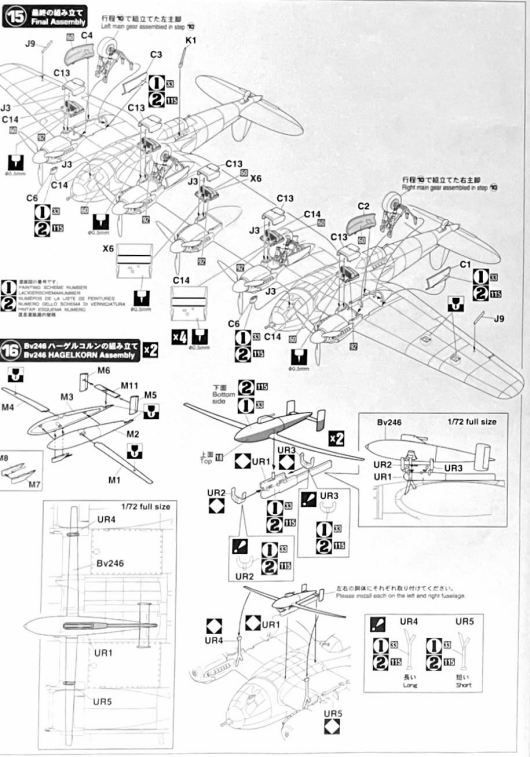

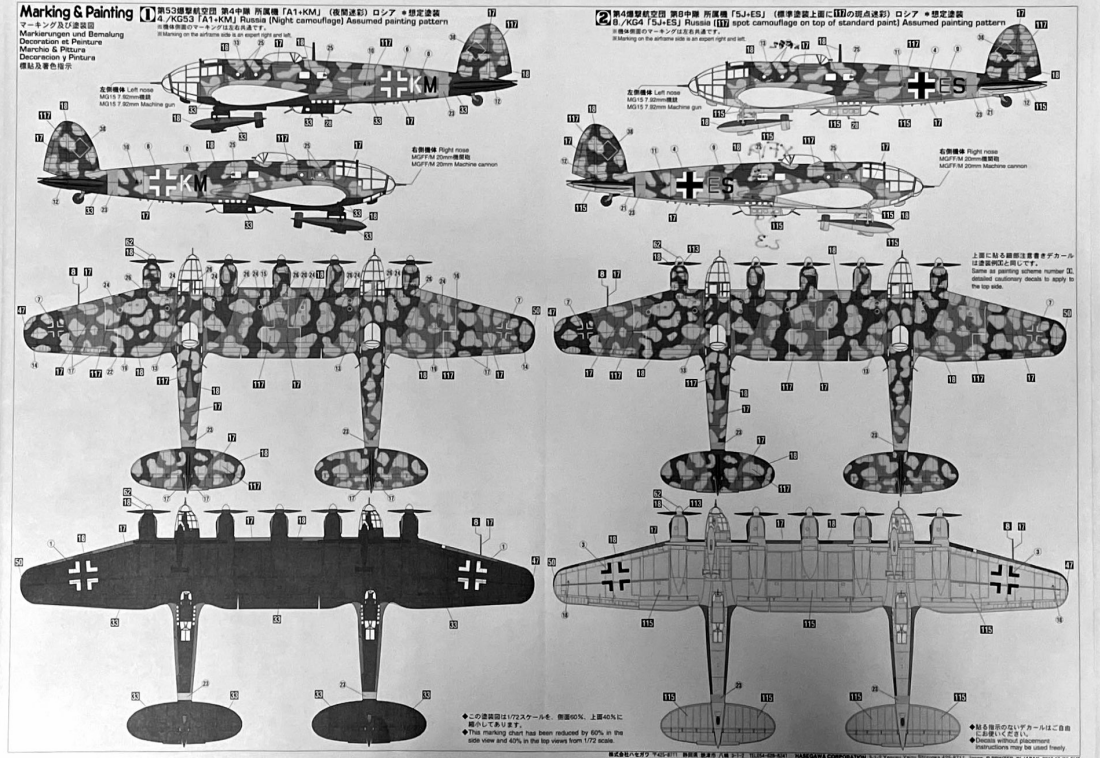

Heinkel He111Z-2 `ZWILLING´ w/Bv246 HAGELKORN

02305 1:72 ハインケル He111Z-2 "ツヴィーリング" w/Bv246 ハーゲルコルン

■ハインケルHe111Z■

解説 国江陽夫

地中海の橋渡作戦や東部戦線攻略のため、重砲や装甲車両などを搭載可能な20余りの搭載能力をもち、兵員200名を一度に運べるメッサーシュミットMe321が、1941年2月25日、大型4発機コンカースJu90の鬼転によって初飛行に成功した。全幅約55m、全長約22mにも及ぶ第二次世界大戦で最大の巨人機であったMe321は、約200機が製造予定であったが、折しも鬼転機が不足しているという問題が発覚する。鬼転機にさかる4機のBf110を使用する「トロイカ式鬼転」(Troika Schlepp)が試されるが、各機間のエンジン出力問題の困難さから、事故が多発した。

それを解決する方法としてハインケル(Ernst　Heinkel)が提案したのがHe111Z(=Zwilling：双子の意味)であった。同機はHe111H-6型2機を中間翼によって結合し、エンジン1基を中央に配置した機体で、3軸間いの操縦性は置いものであったが、設回性能は良好で、問題なくMe321を鬼転できる機体であった。

He111Zと Me321の世界最大の輸送コンビはいくつかの実験での使用が検討されたが、着陸用飛行場機保や航続距離などの問題から実際には運用されなかったといわれ、後にはそれに代わって2から3機のゴータ Go242グライダーを1機のHe111で鬼転する方法が実用的なものとして採用された。そして、少なくとも12機製造されたHe111Z(1943年にはスターリングラードへの空輸作戦にも使用が検討された。ドイツ航空省の計画ではグライダー鬼転型はZ-1型とされ、この他にも長距離爆撃型のZ-2型や長距離偵察型のZ-3型の計画されたが、それらは実際には製造されなかった。

■諸元性能

全長＝18.69m、全幅＝35.40m、乗員＝7名、エンジン＝Jumo211F-2(1340ps) x 5基、性能＝最大速度435km/h、航続距離＝2000km、上昇限度＝10000m、離陸距離＝1500m(完OH4型は1100m)、自重＝21400kg、最大重量＝28400kg、武装(Z-2型)＝機首：MG15(7.92mm) x 2基またはMG151 7.92mm) x 1とMGFF(20mm) x 1、胴体上部：MG131(13mm) x 2、コンドラ：前部MG15(7.92mm)またはMGFF(20mm) x 2、後部MG81Z(MG81(7.92mm)の連装) x 2、胴体側面：MG15(7.92mm) x 4、尾部：MG17(7.92mm) x 2、搭載量＝7000kg(Z-2型ではSC1800爆弾 x 4発かSD1000爆弾 x 6発、またはHs293誘導ミサイル x 4発を搭載予定)、その他＝900リットルドロップタンク x 4(Z-3型では1200リットルドロップタンク x 2)

- Bv246はHe111、Ju88、Ju188、Fw190Aなどによって テストされた滑空爆弾です。

Developed as a superheavy military transport for upcoming operations in the Mediterranean and on the Eastern Front, the Messerschmitt Me321 "Gigant" - capable of carrying 20 tons of cargo or 200 fully equipped combat soldiers – made its maiden flight on February 25, 1941, helped into the air by a four-engined Ju90 tow plane. With a 55 meter wingspan and a 22 meter length, the Me321 was the largest aircraft of the Second World War. While some 200 of the type were originally scheduled to be produced, this was hampered because of the shortage of suitably large tow planes for the take-off assistance that the massive Gigant required. Tests were made on a design referred to as the Troika Schlepp that saw three or four Bf110 airframes joined together in make one giant tow plane, a difficulty to synchronise engines of each Bf110s caused many accidents, and that project was ultimately scrapped.

As a solution to the Luftwaffe's large scale tow plane requirements, aircraft manufacturer Ernst Heinkel proposed a design that would see two of his company's He111 bombers joined together in what came to be known as the He111Z (with "Z" standing for "Zwilling" - German for "twin"). The design would see two He111H-6 aircraft joined by a central wing section with an additional engine pod. While the handling of the design was somewhat heavy, its cornering performance was good, and it proved entirely capable of serving as a tow plane for the Me321.

While operational combat use of the He111Z/Me321 "super trans-port combination" was considered, practical concerns such as the availability of suitable airfields in combat areas and crossing range limitations saw these considerations shelved. Eventually, the He111Z was used in actual operations as a tow plane capable of pulling two or three Gotha Go242 gliders simultaneously. At least twelve He111Z were produced, and were considered for use in the aerial relief of the besieged German forces at Stalingrad in early 1943. The Luftwaffe designated the tow plane He111Z variant as the Z-1, and also considered a Z-2 long range bomber design and a Z-3 long-range reconnaissance design, although the latter two variants never saw actual production.

While primary testing for the Bv246 Hagelkorn (Hailstone) guided glide bomb was done on He111, Ju88, Ju188 bombers, and Fw190A.

DATA

Length. 18.69m, wingspan 35.40m, crew seven, engine Jumo211F-2(1340ps) x 5, maximum speed. 435km/h, cruising range 2000Km, maximum altitude 10000m, monumum take-off distance. 1500m (only 1100m for the original H-6), airframe weight. 21400kg, max-imum take-off weight. 28400kg, armament (Z-2 design) (in nose) MG15(7.92mm) x 2 or MG151(7.92mm) x 1 and MGFF(20mm) x 1, (in fuselage dorsal mount) MG131(13mm) x 2, (in ventral gondola mount) forward-firing MG15(7.92mm) or MGFF(20mm) x 2, rearward-firing MG81Z (twin-mounted MG81) (7.92mm) x 2, (in fuselage side mounts) MG15(7.92mm) x 4, (tail mount) MG17(7.92mm) x 2, ordnance capacity. 7000kg (payload for the proposed Z-2 design was to have been SC1800 bombs x 4 or SD1000 bombs x 6 or Hs293 guided missiles x 4), droptanks. 900 liters x 4 (1200 liters x 2 for proposed Z-3 design)

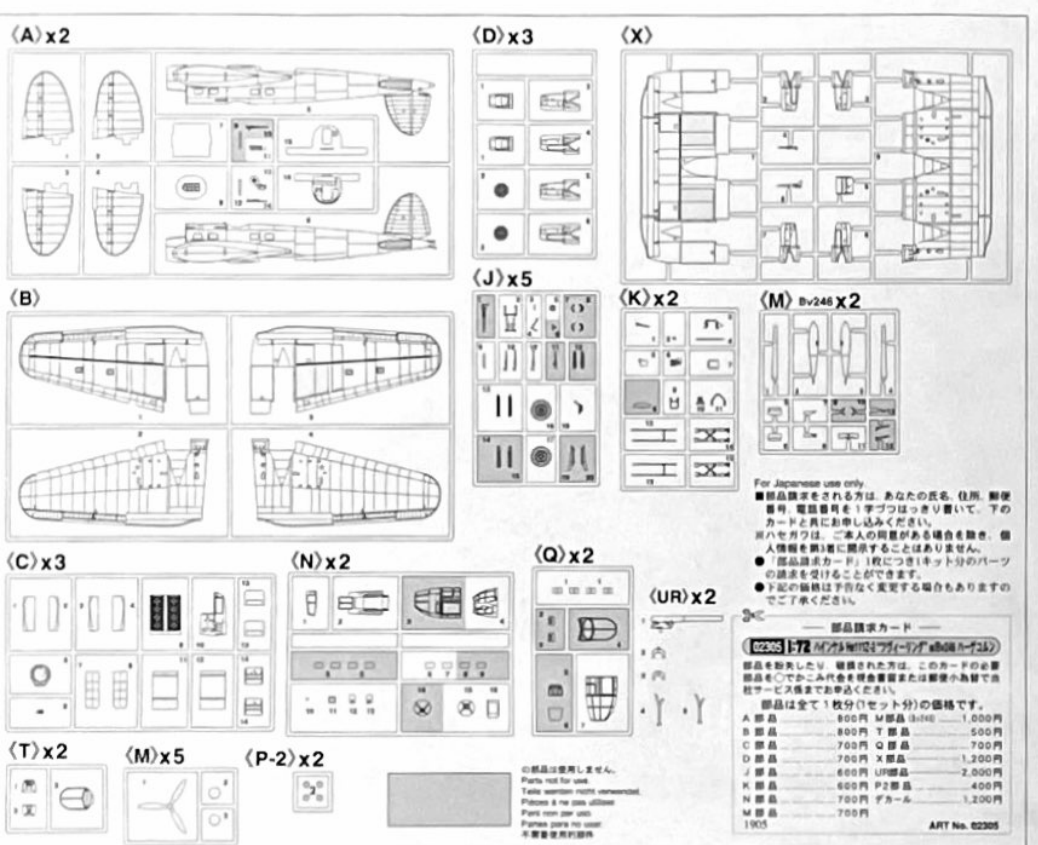

⚠ 注意

＊組み立てる前に必ずお読みください。
＊12才以下の方が組み立てる時は、保護者もお読みください。

⚠ CAUTION

* MAKE SURE TO READ INSTRUCTIONS LISTED BELOW BEFORE ASSEMBLING.
* ADULT SUPERVISIOR SHOULD ALSO READ INSTRUCTIONS WHEN ASSEMBLED BY CHILDREN AGED 12 OR YOUNGER.

1. THIS BEING AN ASSEMBLY KIT, READ THE INSTRUCTIONS BEFORE ASSEMBLING.
2. TEAR UP AND THROW AWAY THE PLASTIC BAGS CONTAINING KIT PARTS AS CHILDREN MAY SUFFOCATE BY SWALLOWING OR WEARING OVER HEAD.
3. CUT THE PARTS OFF PROPERLY AND THROW THE WASTE PARTS INTO DUSTBOX AT ONCE.
4. DO NOT PLAY WITH THE PARTS FOR ANY OTHER PURPOSE AS SOME PARTS MAY BE TOO SHARP. MORE CAUTION AND CARE NEEDED FOR FAMILIES WITH INFANTS.
5. DO NOT SWALLOW ANY PARTS AND CUT-OFF CHIPS. KEEP AWAY FROM REACH OF CHILDREN.
6. WRONG OR CARELESS USAGE OF NIPPER, CUTTER, FILE ETC. MAY HURT THE ASSEMBLER.
7. BE CAUTIONS AS FOLLOWS WHEN USING ADHESIVES AND/OR PAINTS.
   * DO NOT USE IN CLOSED ROOM TO AVOID POISONING/TOXIC.
   * DO NOT USE NEAR FIRE TO AVOID FLAMMABILITY.
   * DO NOT PUT ANY ADHESIVES AND/OR PAINTS INTO MOUTH AND EYE IF MISTAKENLY PUT INTO, WASH OUT PROMPTLY WITH FULL WATER AND CONSULT A DOCTOR.
8. USE TOOLINGS, ADHESIVES, PAINTS, BATTERIES ETC. PROPERLY AFTER CAREFUL READING OF INSTRUCTIONS GIVEN IN EACH HANDLING MANUAL.

CAUTION: NOT SUITABLE FOR CHILDREN UNDER 3 YEARS. CONTAINS SMALL PARTS.

NICHT FÜR KINDER UNTER 36 MONATEN ENTHÄLT KLEINE TEILE.

ATTENTIE: NIET GESCHIKT VOOR KINDEREN TOT 4 JAAR. BEBAT KLEINE ONDERDELEN.

ATTENTION: CE PRODUIT NE CONVIENT PAS A UN ENFANT DE MOINS DE 36 MOIS, EN RAISON DES PIECES DE PETITE DIMENSION CONTENUES.

ATTENZIONE: PRODOTTO NON ADATTO AI BAMBINI DI ETA' INFERIORE AI 36 MESI. CONTIENE PICCOLE PARTI.

ATENCION: NO ES CONVENIENTE PARA NIÑOS MENORES DE 3 AÑOS. CONTIENE PIEZAS PEQUEÑAS.

ATENCÃO: IMPRÓPRIO PARA CRIANÇAS COM MENOS DE 3 ANOS. CONTÉM PEÇAS PEQUENAS.

FORSIGTIG! IKKE EGNET TIL BØRN SOM ER MINDRE END 3 ÅR. INDEHOLDER SMÅ DELE.

ΠΡΟΣΟΧΗ: ΚΑΤΑΛΛΗΛΟ ΓΙΑ ΠΑΙΔΙΑ ΑΝΩ ΤΩΝ ΤΡΙΩΝ ΕΤΩΝ ΠΕΡΙΕΧΕΙ ΜΙΚΡΑ ΤΕΜΑΧΙΑ

■VOR DEM ZUSAMMENBAU ZU LESEN

■LIRE CECI AVANT D'EFFECTUER LE MONTAGE

■LEGGERE QUESTO PRIMA DEL MONTAGGIO

■ANTES DEL ENSAMBLAJE, LEA CUIDADOSAMENTE LO SIGUIENTE

■組件之前務請先看清此說明。

"WARNING"	FUNCTIONAL SHARP POINTS
"WARNUNG"	SCHARFE ECKEN UND KANTEN
"Avertissement"	Points essentiels de fonctionnement
"ATTENZIONE"	PARTI MOLTO ACUMINATE
"AVISO"	PUNTOS AGUDOS EN FUNCIONAMIENTO

2	H2	ブラック（黒）	BLACK	61	H76	焼鉄色	BURNT IRON
8	H8	シルバー（銀）	SILVER	62	H11	つや消しホワイト	FLAT WHITE
17	H64	RLM71 ダークグリーン	RLM71 DARK GREEN	92		セミグロスブラック	SEMI GROSS BLACK
18	H65	RLM70ブラックグリーン	RLM70 BLACK GREEN	113		RLM04 イエロー	RLM04 YELLOW
28	H18	黒鉄色	STEEL	115		RLM65 ライトブルー	RLM65 LIGHT BLUE
33	H12	つや消しブラック	FLAT BLACK	116		RLM66 ブラックグレー	RLM66 BLACK GRAY
47	H90	クリアーレッド	CLEAR RED	117		RLM76 ライトブルー	RLM76 LIGHT BLUE
50	H93	クリアーブルー	CLEAR BLUE	137	H77	タイヤブラック	TIRE BLACK
52	H70	RLM02 グレー	RLM02 GRAY				

x2 1組つくってください。 2 SETS NEEDED
穴をうめてください。 FILL HOLE
切り取ってください。 REMOVE
デカールをはってください。 APPLY DECAL
接着しないでください。 DO NOT CEMENT
穴をあけてください。 OPEN HOLE
瞬間接着剤 金属用。 INSTANT GLUE FOR METAL

このキットに接着剤及び塗料は含まれておりません。プラスチック専用の物を別にお求め下さい。

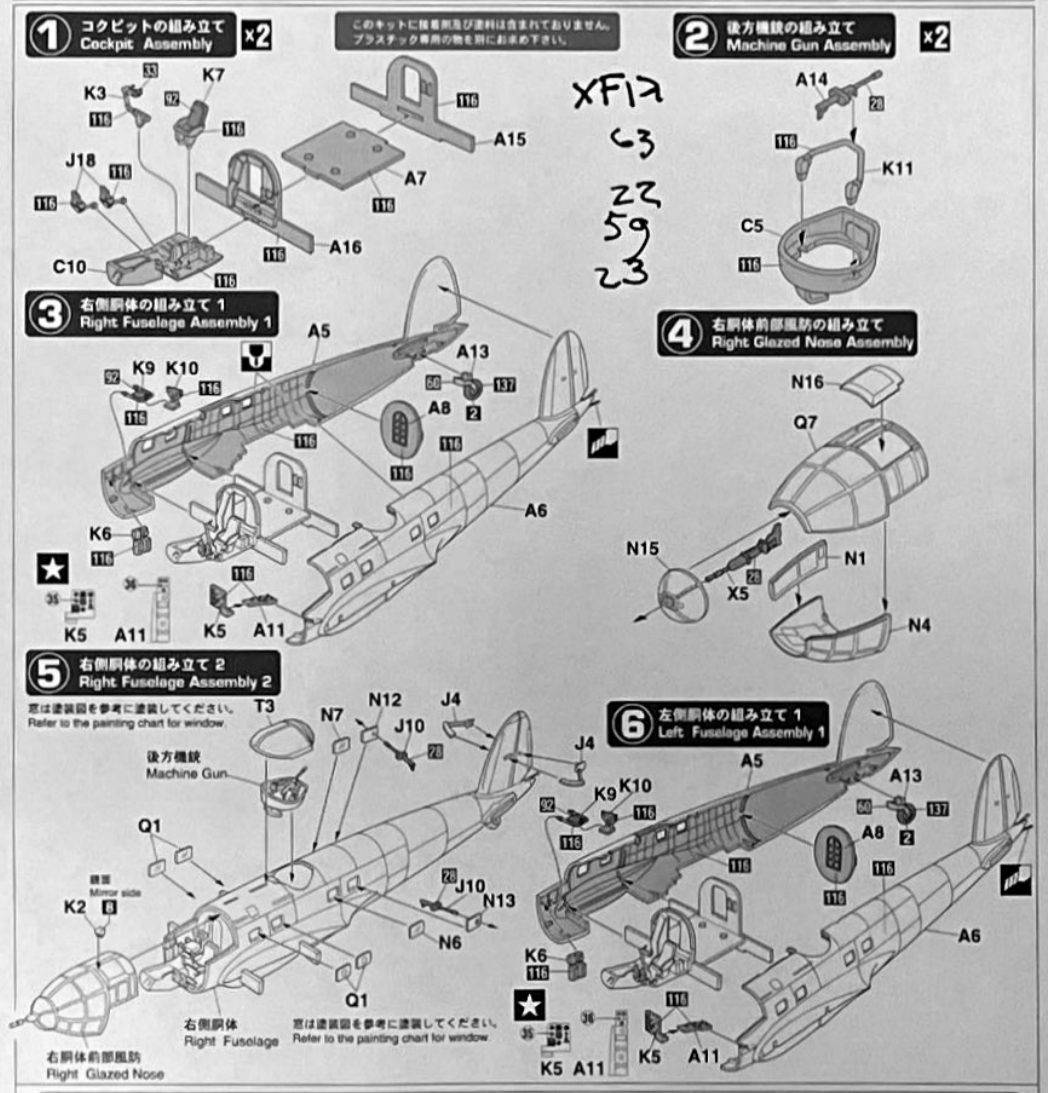
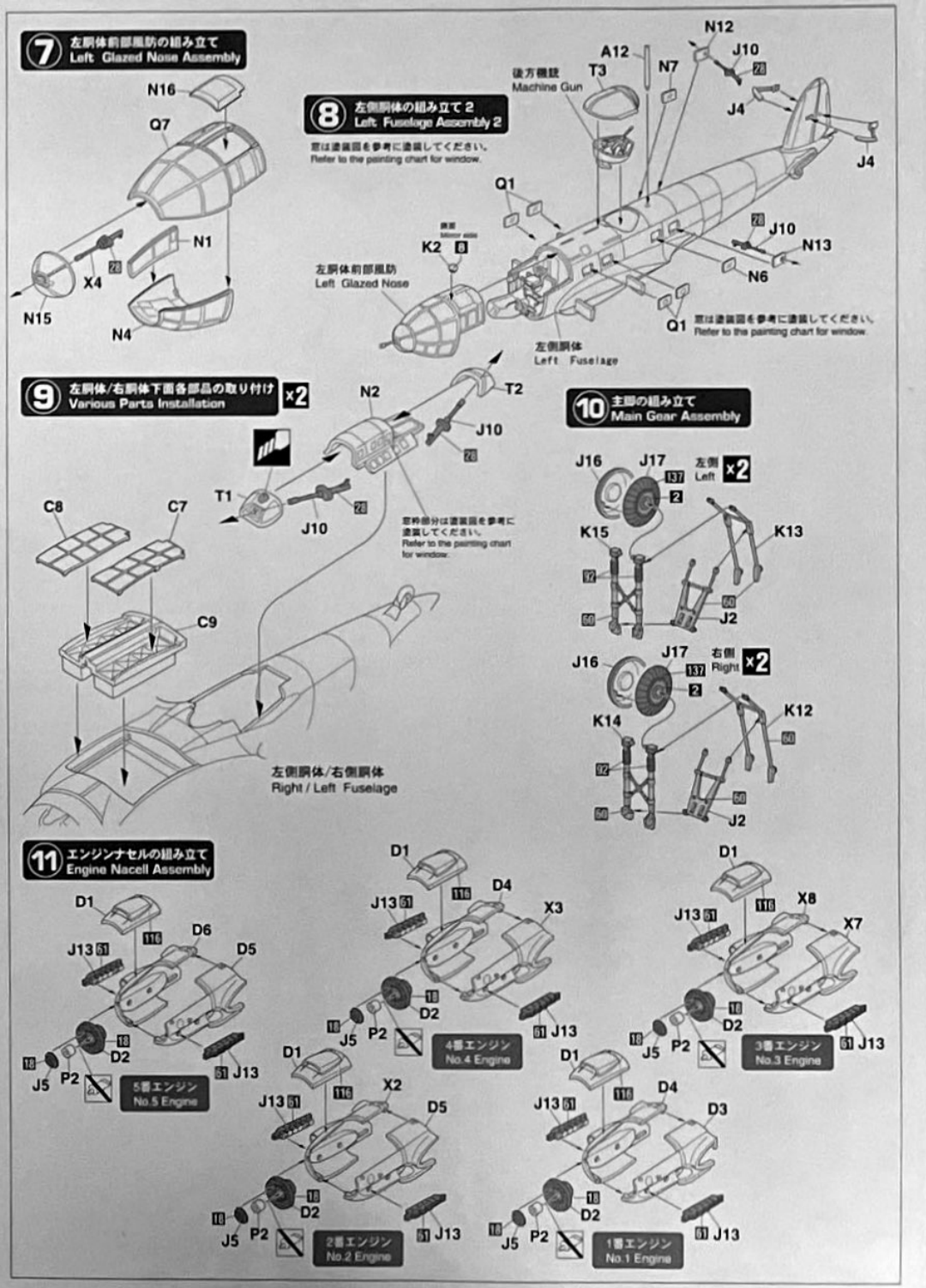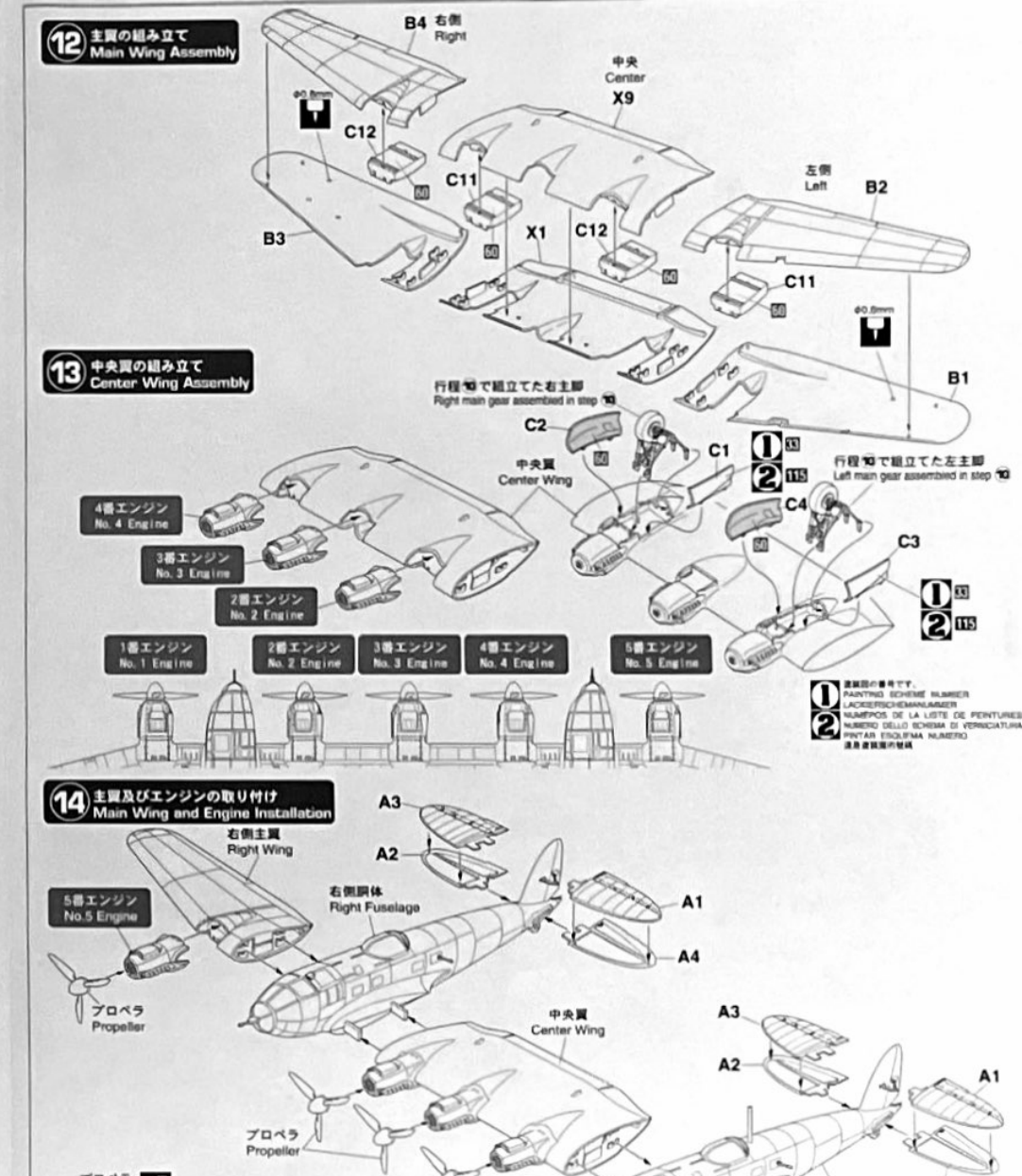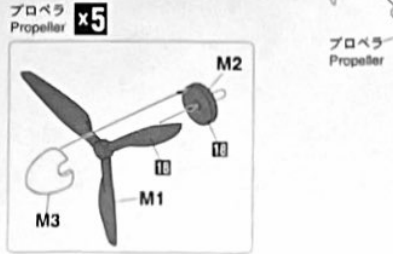
■デカールのじょうずな貼り方 Correct Method for Applying Decals