

Flown by Kommandeur Anton Hackl of 111/JG 11. 192 victories plus 24 unconfirmed, 32 four engined bombers. This aircraft was used against bombers with a Bf 109G-6 for fighter attacks. Note Adjutants chevron rather than 'double winkel' of Kommandeur on this aircraft.

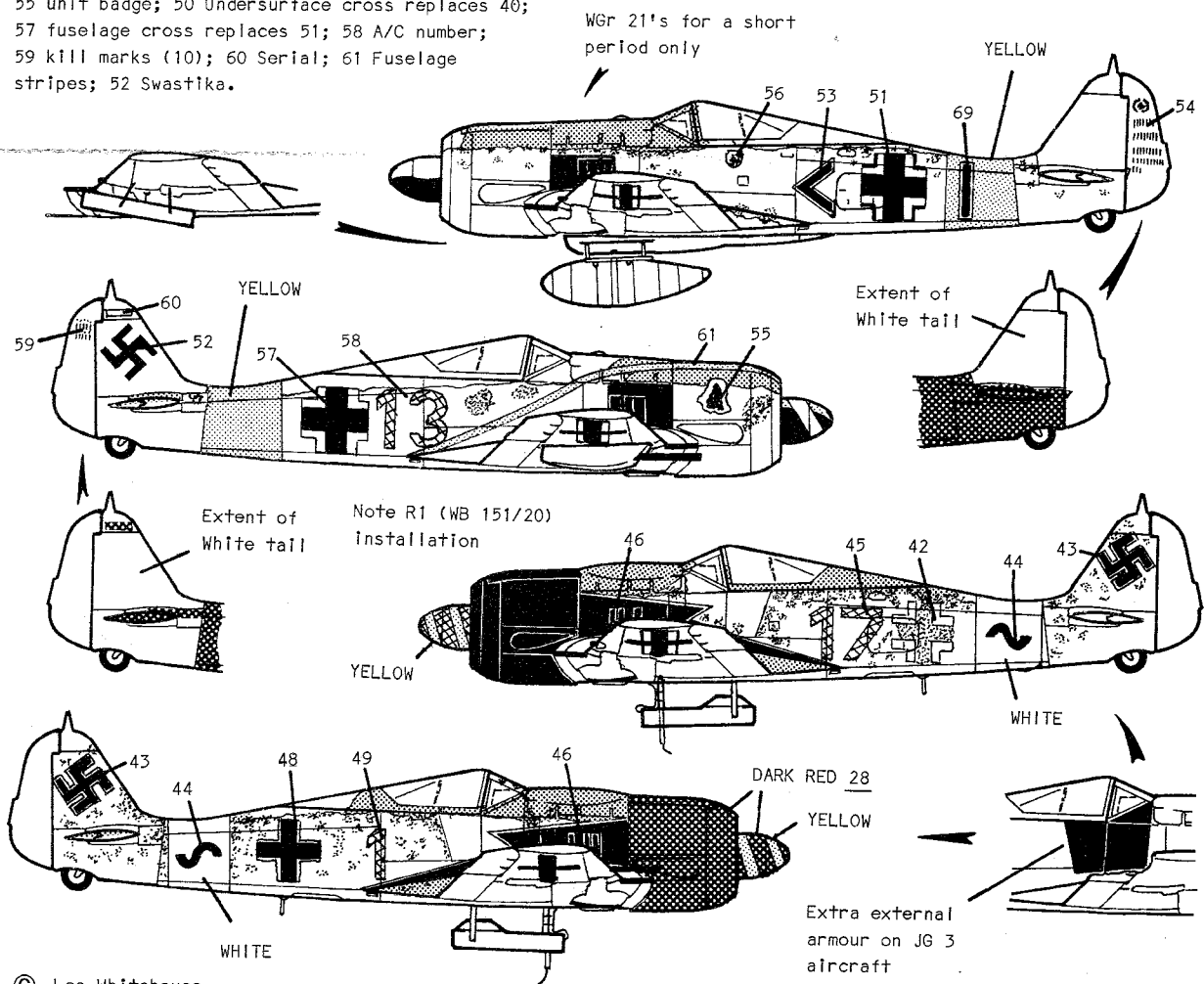
74/75 uppers, 76 unders, white tail, oversprayed swastika, yellow JG 11 fuselage band. Black/white spinner seen both halved and with spiral. 40 Undersurface cross; 41 Uppersurface cross; 51 Fuselage cross; 53 Chevron; 69 III gruppe bar; 54 Rudder markings; 56 Badge under cockpit represents roaring dragon.

As an alternative, Red 13 of 2/JG 11 in late 1943, flown by Staffelfapt, Lt Erich Hondt. Camouflage and colour bands similar to Hackl's machine but more of the fuselage in white and only the white of the swastika overpainted. Yellow stripe flows from the upper cowling ring to the wing fairing each side. Cowl badge believed to be that retained from 8/JG 1 when I gruppe/JG 11 was formed at Husum. Shows German student in university cap using U.S. top hat as a toilet. Spinner 70 with yellow segment and white spiral. This A/C is an A-5/U-12 equivalent. 55 unit badge; 50 Undersurface cross replaces 40; 57 fuselage cross replaces 51; 58 A/C number; 59 kill marks (10); 60 Serial; 61 Fuselage stripes; 52 Swastika.

Red 17 of IV (Sturm)/JG 3 operating from Ansbach on anti-bomber missions and flown by FjFw (Fahnenjunker Feldwebel) Willii Unger. Equipped with 2 x MG151, 2 x MK108 in the wings and no cowl guns but also equipped with a rearward firing WGr 21 tube under the fuselage. Unger later became the Staffelfapt of 12/JG 3, survived by parachute at least once and was credited with 22 victories, 19 of them four engined bombers. The WGr 21 units were removed in August 1944.

74/75 uppers, 76 unders, black cowl, red/yellow spiral spinner, white JG 3 band, Black IV gruppe marking. 40 Underwing cross; 41 Upperwing cross; 42 Fuselage cross; 43 Swastika; 44 IV gruppe marking; 45 A/C number; 46 Fuselage flash.

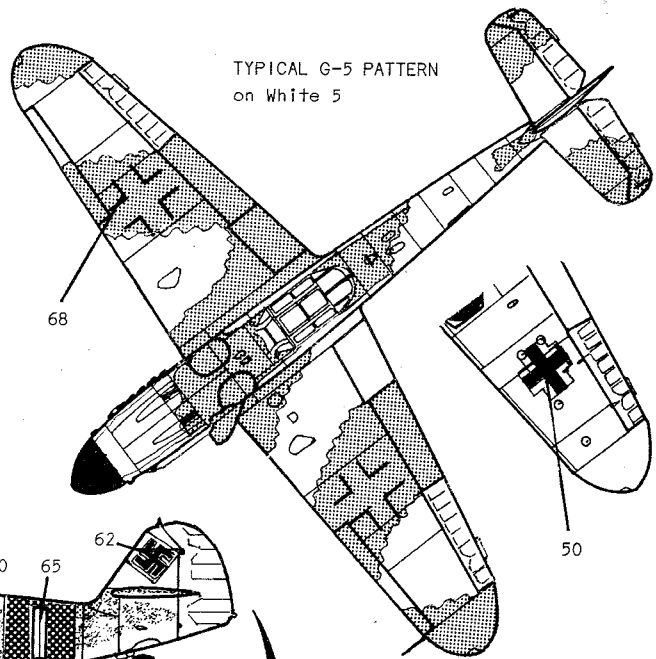
As an alternative, Red 1 of the same unit with 4 x MG151 in the wings, no cowl guns, and an underbelly WGr 21. Salzwedel based with Bf 109's. Crosses on the underside are plain black. White areas on fuselage cross oversprayed, Dark Red 28 cowling and spinner with a yellow spiral. 47 replaces 40; 48 replaces 42; 49 replaces 45.



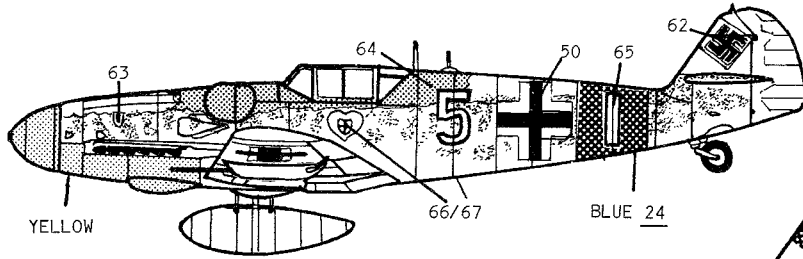
White 5 of 8/JG 54 presents an unusual sight as 8 Staffel usually marked their aircraft in reverse with a Black number and white outline. Operating from Schwerin-Goritz, the machine has underwing MG151/20 weapons and cowled MG131's.

Yellow spinner and undercowl area, Blue tail band and White Fin and Rudder. 74/75 uppers, 76 undersides. III gruppe badge is applied in the centre of the JG 54 emblem on the port side under the cockpit. 8 Staffel badge faces aft on both sides of the upper cowl.

50 Underwing and fuselage crosses; 62 Swastika; 63 Sqn badge; 64 A/C number; 65 III gruppe bar; 66 Green Heart (JG 54); 67 III gruppe badge; 68 Upper cross.




TYPICAL G-5 PATTERN on White 5



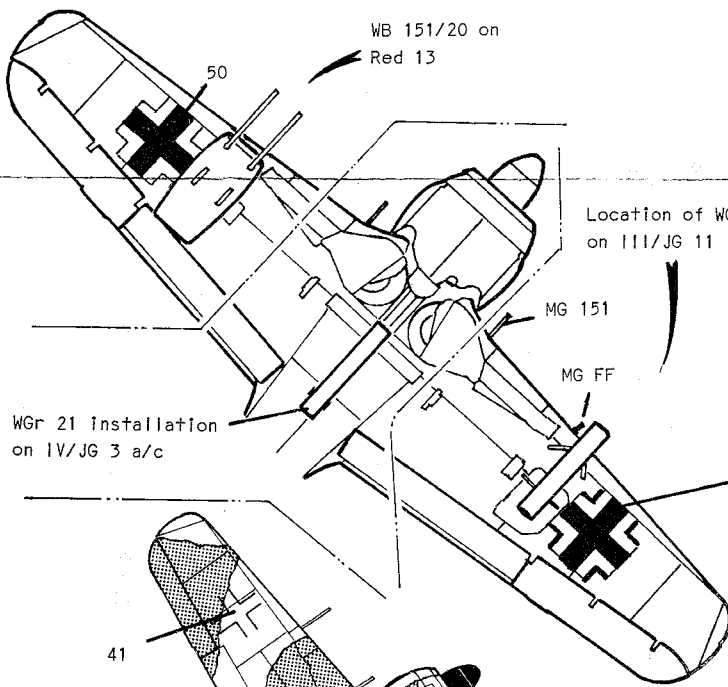
YELLOW

BLUE 24



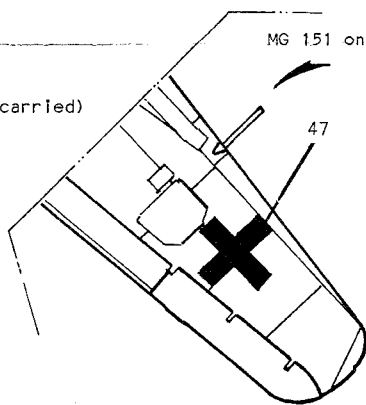
Extent of White tail

White does not cover Swastika and leading edge

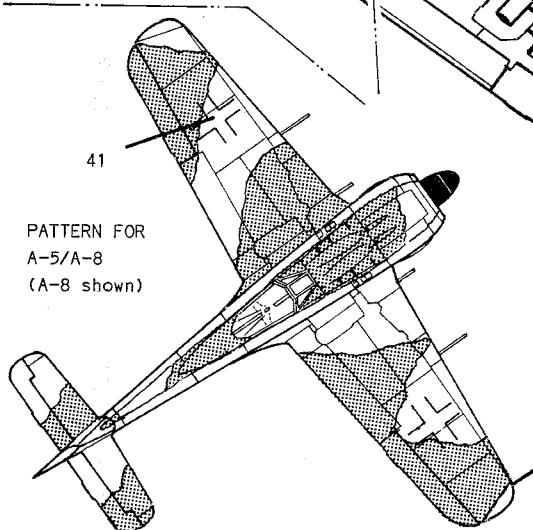


WGr 21 Installation on IV/JG 3 a/c

Location of WGr 21 on III/JG 11 (when carried)



MG 151 on Red 1



PATTERN FOR A-5/A-8 (A-8 shown)

YELLOW



74



## ALMARK DECALS

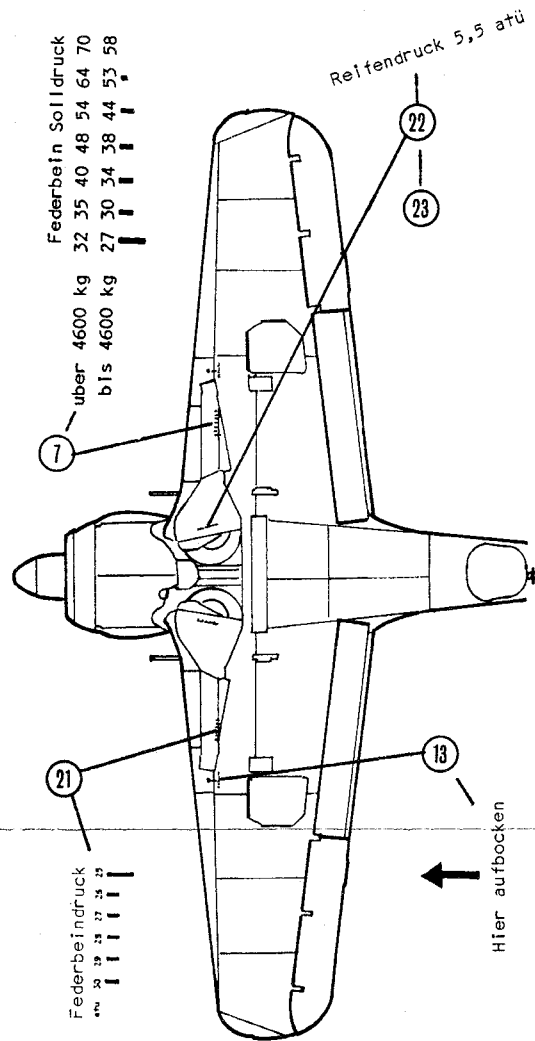
Fw 190A & Bf 109G  
SHEET C10  
REICHS DEFENCE

E.D. MODELS., 64 STRATFORD ROAD,  
SHIRLEY, SOLIHULL B90 3LP,  
ENGLAND. Tel: 021-744-7488

Research by Les Whitehouse. ©

ITEM	COLOURS	REMARKS
1	Blue	Oxygen, Stbd only
2	White*	Canopy crank, Stbd only
3	White*	Engine priming fuel, 3 litres Port only
4	Yellow,White	Fuel triangle, non-MW50 a/c, Stbd only, 232 litres
5	As 4	Fuel triangle, non-MW50 a/c, Stbd only, 292 litres
6	As 4	Fuel triangle, non-MW50 a/c, Port only, 115 litres (when tank fitted)
7	Black	Gear strut pressure, on u/c door, most production a/c
8	Black	Tailwheel data, Late A + F & G.
9	Black	Tailwheel data, alt to 8
10	White	Tab warning, on or near each red tab. 'Do not touch'
11	Black	Lower rear fuselage 'Jack Here'
12	Black	Upper rear fuselage 'Jack Here'
13	Black	Under wings, by u/c joint 'Jack Here'
14	Black	On rear decking, visible when canopy open 'luggage locker'
15	Black	On port access hatch 'starting handle'
16	Black	Tailplane angle, Port only most common
17	Black/ Silver	On port rear fuselage, Data plate
18	Red/White	Warning on head armour
19	Grey 77	Walkway outline
20	Grey 77	Walkway outline
21	Black	Alternative to item 7
22	Black	Mainwheel pressure, most later production a/c
23	Black	Mainwheel pressure, mid production range
24	Yellow,White	Fuel triangle, MW50 a/c, Stbd only, 232 litres
25	As 24	Fuel triangle, MW50 a/c, Stbd only, 292 litres
26	Red,Yellow	Methanol triangle, MW50 a/c
	Black	Port only, 115 litres
Note: 24 to 26 replace 4 to 6		
27	Red	Electrical socket, Stbd only
28	Red,White	First Aid, Stbd only
29	Red	Rudder gust lock location
30	Grey	'Walk Here'
31	Black	Tyre pressures, Main & Tail Early production A's and prototype aircraft
32	Red	Kick step location
33	Red	Hand hold location
34	Red	Oil Marking

\* Black on early aircraft, mainly up to A5 series

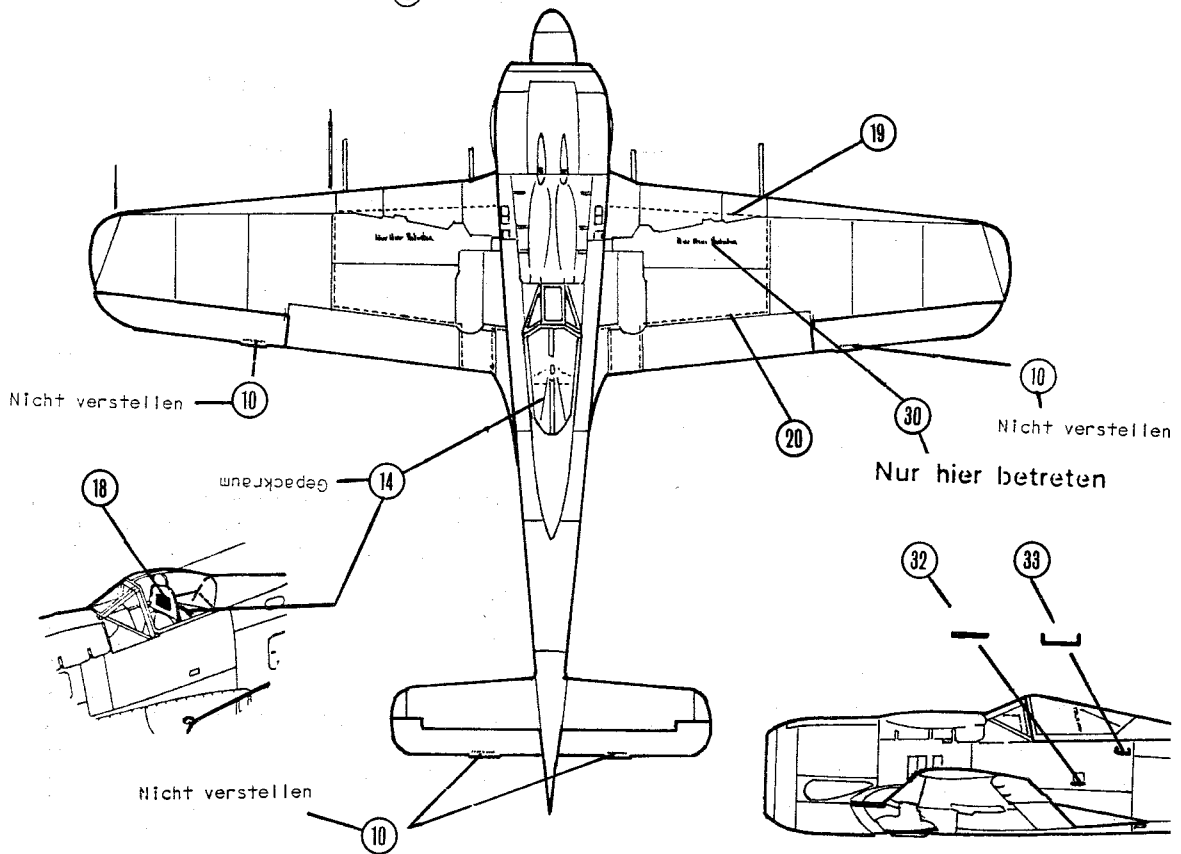
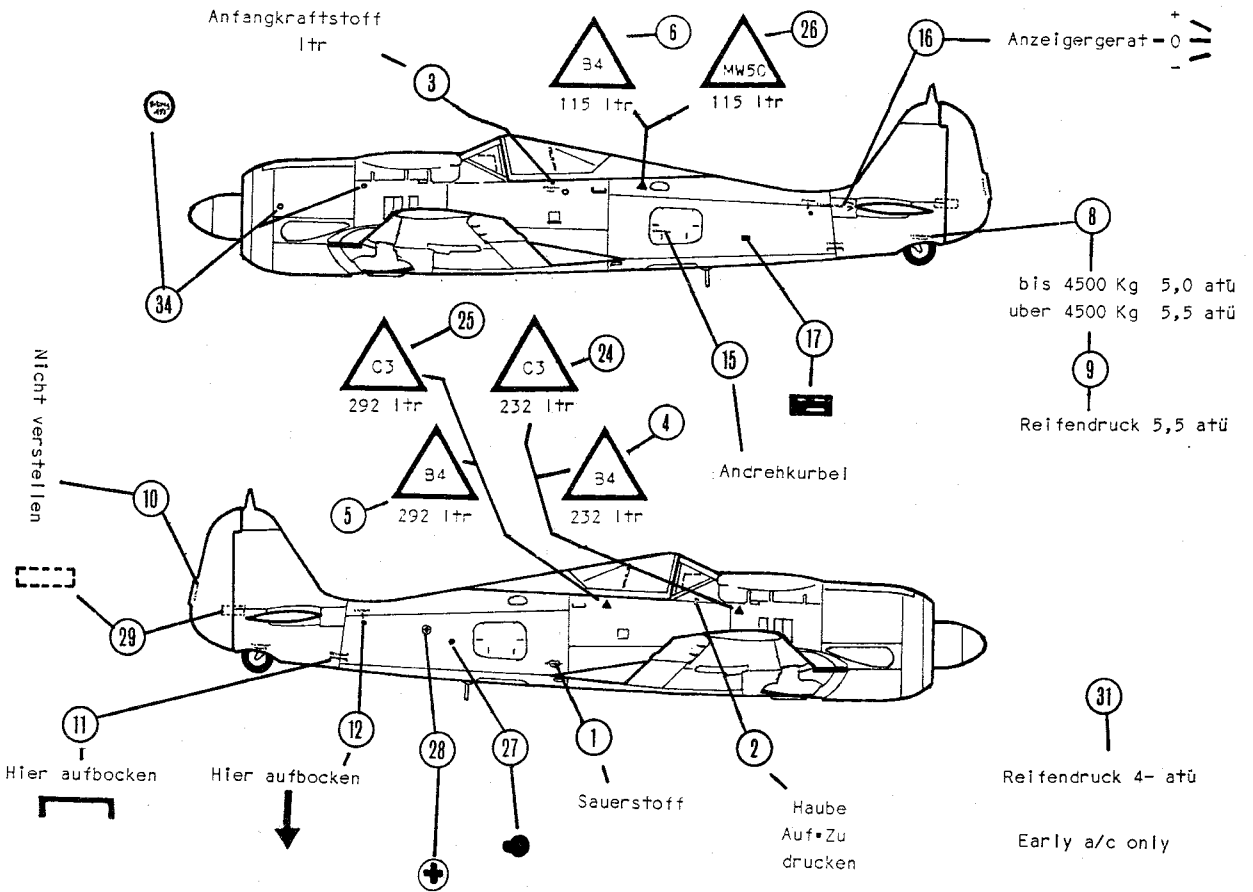


## ALMARK DECALS


Fw 190A, F, G.  
STENCIL DETAILS

E.D. MODELS., 64 STRATFORD ROAD,  
SHIRLEY, SOLIHULL B90 3LP,  
ENGLAND. Tel: 021-744-7488

Research by Les Whitehouse. ©



# International Plastic Modellers Society



**Do you build  
model kits?**

**If so, join the club!**

**Come and enjoy the  
benefits of IPMS**

**There's a branch  
near you,  
all ages are welcome**

Details:  
from the UK membership secretary.....or from your local branch secretary

Mr. Jesse Wright  
9 Pretoria Road  
GILLINGHAM  
Kent ME7 4ND