




1:48
 AIR MASTER SERIES
 AM-48-083

HAWKER TYPHOON MK IB
 LATE TYPE
 WITH COVERED BARRELS
 DZIAŁKA PÓŹNEGO TYPU (W OSŁONACH)

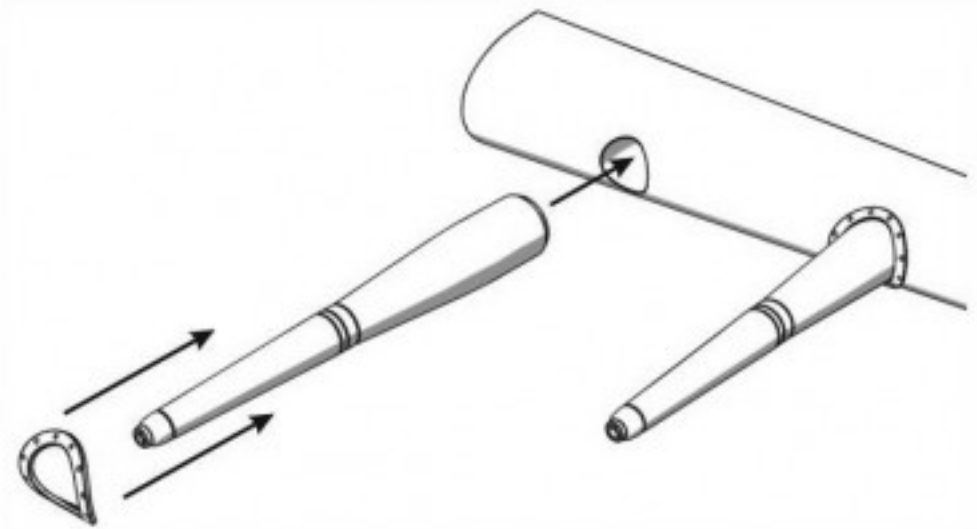
SET INCLUDES
 ZESTAW ZAWIERA



INNER FAIRINGS
 (SHORTER)

OUTER FAIRINGS
 (LONGER)

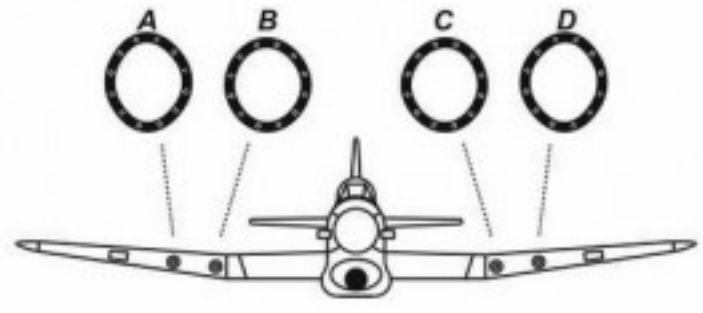
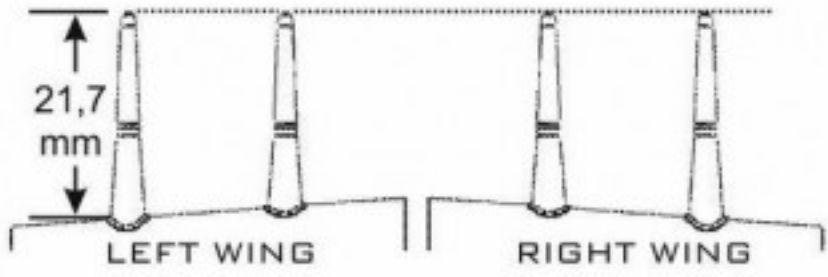
INSTRUCTION
 INSTRUKCJA



ASSEMBLY ORDER
 KOLEJNOŚĆ MONTAŻU

1. REMOVE PLASTIC CANNONS FAIRINGS
2. DRILL PROPER HOLES (3,70 MM) IN LEADING EDGE OF THE WING
3. GLUE FAIRINGS INTO PREPARED HOLES

4. GLUE PE FLANGE AROUND EACH FAIRING IN PROPER ORDER AS SCHOWN ON DIAGRAM BELOW.



CAUTION!

OUTER CANNONS HAVE LONGER FAIRINGS



WWW.MASTER-MODEL.PL
 ©COPYRIGHT 2013, MASTER - PIOTR CZERKASOW
 DESIGNED AND PRODUCED IN POLAND