



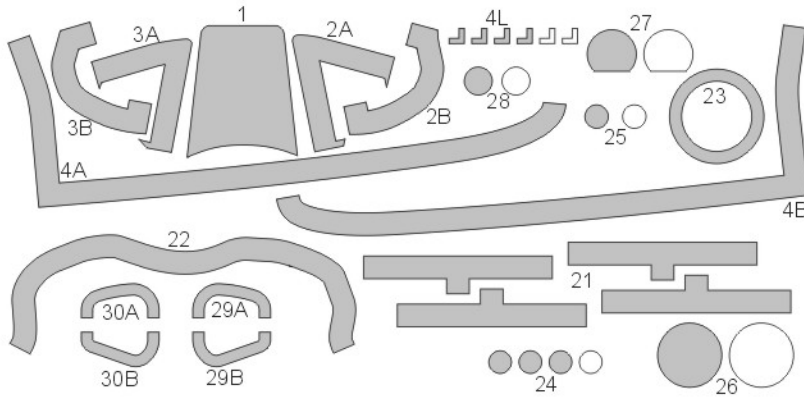
North American Mustang P-51D, K, Mk.IVA BASIC kabuki masks
for Airfix kits A14001, A14001A, 14003, A14003A, Heller kit 52906 and others
<http://mek.kosmo.cz/newware>

tom.nwkits@seznam.cz

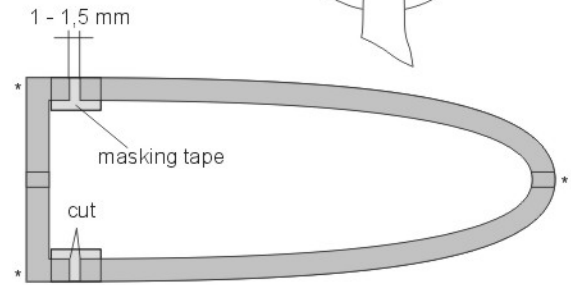
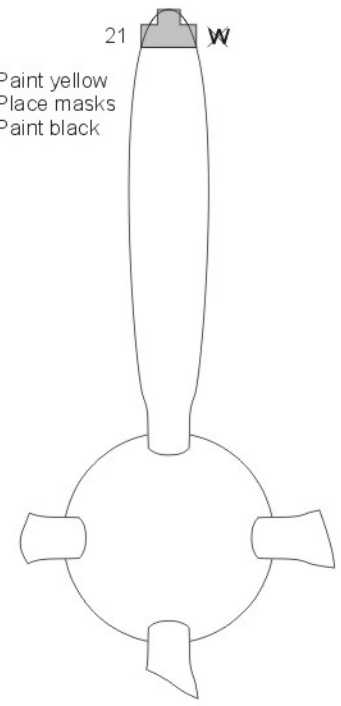
Use also New Ware resin wheels & masks

Important:

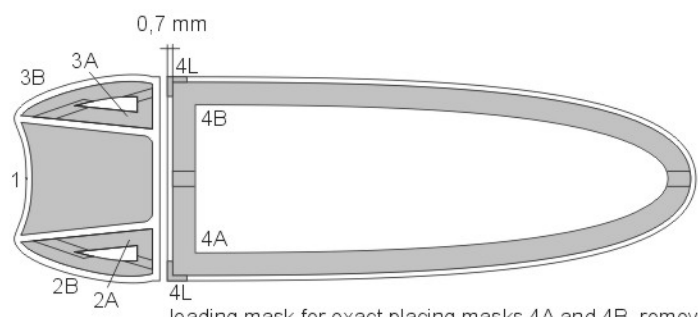
Let the sprayed color dry before applying masks. Remove masks very carefully after painting.
 Where the mask is divided into A and B parts, first apply part A, next part B.
 The set does not include masks for all areas, so mask the rest with masking tape or liquid mask.
 K kit part
 * start placing the mask from this point
 Placing wet masks on wet surface is recommended, except those marked by **W**



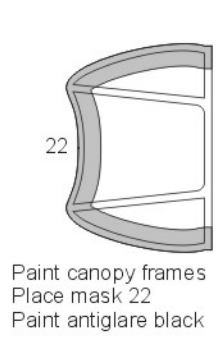
white - spare masks



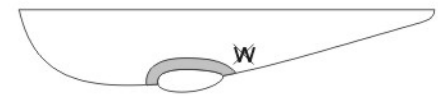
We are recommending to place masks 4A and 4B as displayed at the left picture, this will help you to hide joins of kit parts 251 and 209.
 If you want masks to exact match kit part 251, cut masks as displayed on picture above



leading mask for exact placing masks 4A and 4B, remove after



Paint canopy frames
 Place mask 22
 Paint antiglare black



Left wing position light:
 29A for K 150
 29B for K 134
 Right wing position light:
 30A for K 153
 30B for K 134