

F-22A Raptor Cockpit set for Academy 1/48

WP48050

1/48
Scale

- 1** ACE II Ejection seat
- 2** seat part
- 3** Ejection rail x2
- 4** Bathtub
- 5** Glare shield
- 6** Canopy frame
- 7** Actuator housing
- 8** Frame arm x2
- 9** Cable guard (Right)
- 10** Cable guard (Left)
- 11** Actuator part
- 12** Control stick
- 13** Actuator arm
- 14** Frame x2 (Second)
- 15** Frame x2 (First)
- 16** Frame x2 (Third)
- 17** Canopy lock


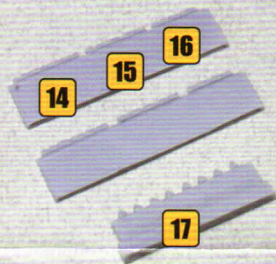




Photo by Gustav Jung




(A) ACE II Ejection seat

Please attach the resin parts.




(B) Cockpit bathtub

You install a ejection seat, maybe it's not clearly, please cut the both side molds on the ejection seat.



(C) Canopy frame

Please move the kit's grip and attach kit part on our resin canopy frame.



(D) Canopy actuator

Please attach our resin part for canopy actuator.

(E) Canopy lock

Please attach lock parts on the nose.

(F) Final Assembly


*Recommended and suggested kit

Academy 1/48 F-22A Air Dominance Fighter


Wolfpack 1/48 ACE II Ejection seat for F-22A

Wolfpack 1/48 F-22A Raptor Nozzle set

Wolfpack 1/48 F-22A Weapon Bay set



Please cut the kit's glare shield



WARNING !

1. This is not a Toy.
2. Experienced modellers only.
3. Not for age under 10.
4. Don't inhale & eat resin dust.
5. Glue and paint are not included.

www.wolfpack-d.com

References from

WWW.af.mil

WWW.Airliners.net

Special thanks to

Windmark Models,
Academy Plastic Model co. Ltd,
Sejun Min

Wolfpack-design Copyright (c) 2009
F202, 609, I-dong, Sangroku, Ansan-si,
Gyungido, Republic of Korea