



## Mouse Armour Decals

1/35 scale Decals  
MAD608  
M113A1 Saladin FSV Vietnam

Researched by John Myszka

### Background

The Australian Government sent eight M113A1 Saladin turreted fire support vehicles to Vietnam in 1971. The ARNs were 134701-704 and 134709-712. The decals allow for all eight specific vehicles to be decalated and sufficient additional army registration numbers (ARN) to make other vehicles if known. Best reference for Military Briefs No.1 - Australian Fire Support vehicles available from [www.mhe aust.com.au](http://www.mhe aust.com.au).

### Tools

Handy tools would include a sharp model knife and a set of fine nose tweezers and decal setting solution.

### Decal Application.

These decals are printed onto a single sheet of decal paper. This means that you will need to carefully cut through the decal sheet for each decal and then soak it in cold water. The decal will separate from the decal paper fairly quickly – so be watchful. The decal can then be slid on to the model. Be aware that if the model has been painted with matt paints some decal softening solution will need to be applied to avoid the trapping of air under the decal itself and thus eliminate "silvering" of the decals.

Alternatively coat the whole model in gloss varnish and after this has dried apply the decals. Finally seal with matt varnish and weather.

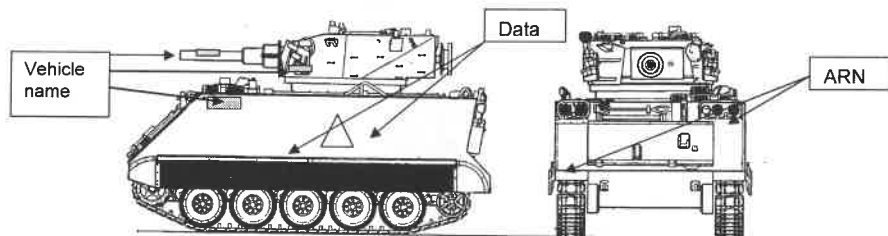
### Positioning the decals

There were some standard markings.

The army registration number appeared in one of two places – either in the glacis plate or the flat mudguard section above the track.

FSVs did not appear to carry any form of unit sign as a rule. Other M113A1s sometimes carried a scorpion symbol of the side of the hull. Callsigns were generally carried on both sides of hull.

The eight FSVs used in Vietnam had their smoke dischargers removed and what was left was a flat plate and mounting frame. This was used for markings and sometimes painted black.

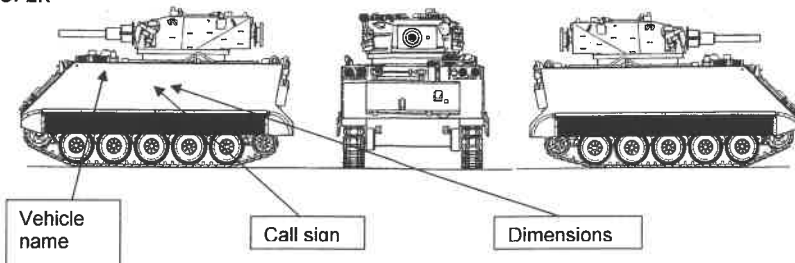


**NOTE:** Whilst the Army registration numbers (ARN) are known there is very little photographic evidence that actually shows which vehicle had which ARN.

ARN	Left hull	Right hull	Turret left	Turret right	Other
134701	THE SANDGROPER in all uppercase in white Blue triangle with white 42 inside	THE SANDGROPER in all uppercase	BEAST in white on smoke discharger plate. 6 smoke dischargers removed	BEAST in white on smoke discharger plate. 6 smoke dischargers removed	30 calibre machine gun and PRC25 radio visible on turret

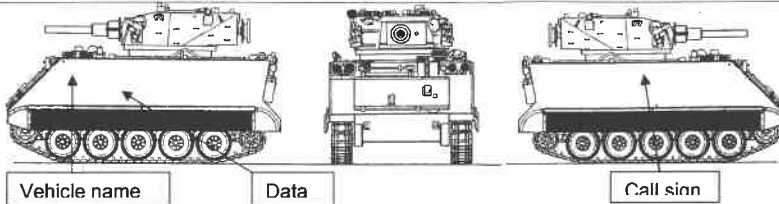
POSITION	Left hull	Right hull	Turret left	Turret right	Other
134711	BEASTBOTHERED in yellow  Blue triangle with white 41A (41ΔA)	BEASTBOTHERED in yellow  Blue triangle with white 41A (41ΔA)	BEAST in white on smoke discharger plate. 6 smoke dischargers removed	BEAST in white on smoke discharger plate. 6 smoke dischargers removed	
	BEWITCHED in yellow Blue triangle with white 41 inside the triangle	BEWITCHED in yellow Blue triangle with white 41 inside the triangle	White cone with red hemisphere on smoke discharger mounting plate. Yellow barrel band	White cone with red hemisphere on smoke discharger mounting plate. Yellow barrel band	Large spotlight above main armament
	DENISE in yellow with a blue triangle and 42A (42ΔA)	DENISE in yellow with a blue triangle and 42A (42ΔA)	FRYZBY	No markings visible	
134712	blue triangle and 41B(41ΔB)	blue triangle and 41B(41ΔB)	No markings visible	No markings visible	Callsign repeated below right light group ARN 134712 on front slope in front of driver
134702	BEAST Name painted out in black. 42B (42ΔB with blue triangle)	ALL ALUMINIUM CAN. 42B (42ΔB with blue triangle)	GRYZBY on lower forward turret CAMALCO in white on barrel	No markings visible other than CAMALCO in white on barrel	
	No markings visible	No markings visible	No markings visible	No markings visible	XXXX in white on barrel
	No markings visible	TINY TEDDY in white; 42C with blue triangle	No markings visible	No markings visible	No markings visible

## SANDGROPER



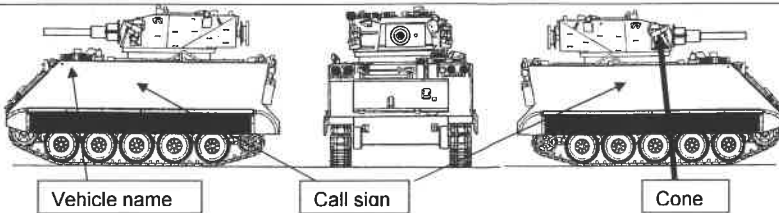
- 1The vehicle name was applied to both side about level with the headlight cluster (THE SANDGROPER)
2. The call sign was applied to the centre of the hull on both sides (42 inside a blue triangle)
3. The dimensional data (LxWxH) was seen on the left side hull aft of the call sign.
4. "BEAST in white was seen on the smoke discharger plate on both sides of the turret.
5. ARN unknown.

## BEASTBOTHERED



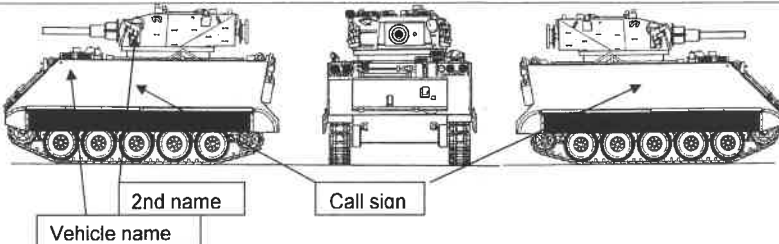
1. Vehicle name in usual place (BEASTBOTHERED) both sides
2. Call sign on centre of side hull but mounted above centre – bit higher
3. Dimensional data low on hull between 2-3 roadwheel.
4. At some time during the service BEAST in white was added to the smoke discharger plate. Some photos do not show this in place

## BEWITCHED



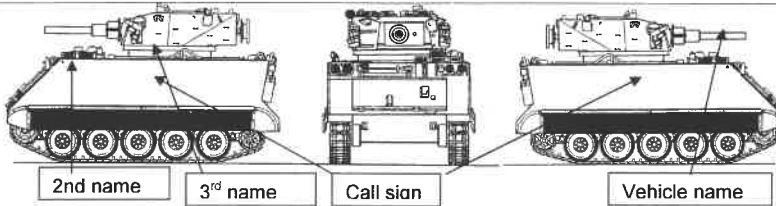
1. A yellow band about 6mm from the end of the 76mm gun barrel
2. Vehicle name both sides in the usual position – both sides
3. Call sign was applied to the centre of the hull on both sides (41 inside a blue triangle)
4. white and red "ice cream shape" on smoke discharger plate both sides– ice cream pointing forward

## DENISE



1. Vehicle name (DENISE) both sides in the usual position
2. secondary name (FRYZBY) on lower left side turret
3. call sign (42ΔA) was applied to the centre of the hull on both sides

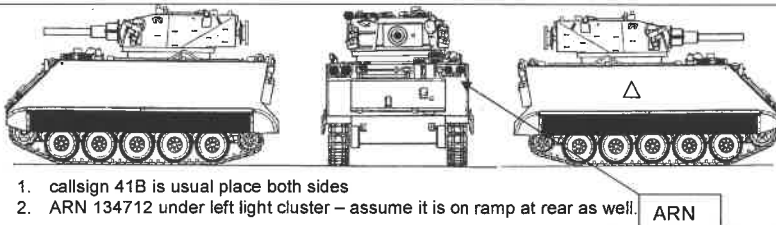
## COMALCO



1. COMALCO was on the gun barrel set back from the end
2. Secondary name the "ALL ALUMINIUM CAN" was in the usual position on the hull side. Some images show this replaced by a black rectangle just before coming back to Australia
3. 3<sup>rd</sup> name "GRYZBY" on the on lower left side turret
4. callsign (42ΔB) centre hull side both sides
5. BEAST has also been seen on the hull side

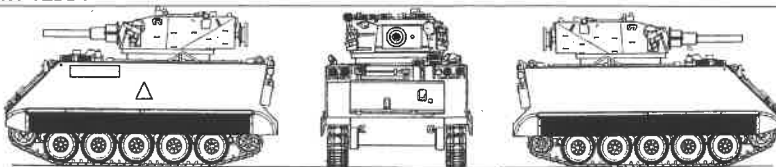
NOTE: whilst this vehicle is photographed carrying all of these names at different times - they are not all seen on the vehicle at the same time. Research continues.

## 134711



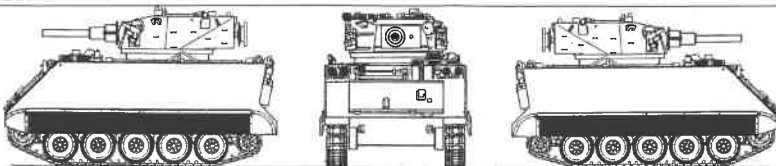
1. callsign 41B is usual place both sides
2. ARN 134712 under left light cluster – assume it is on ramp at rear as well.

## TINY TEDDY



1. TINY TEDDY on the hull side – usual spot – both sides
2. Callsign 41C in usual spot both sides

## XXXX



1. white XXX on both sides of the barrel

These markings are based on the best available information available at the time of production. If you have more definitive information about markings on these or other M113A1s in Vietnam, please contact us on [info@mheaust.com.au](mailto:info@mheaust.com.au)

### References:

Military Briefs No.1 Australia Fire Support Vehicles by John Myszka

<http://picasaweb.google.fr/zippo132> and look at the FSV folder