



HKCW CK3523 Scorpion Replacement Turret

As requested by many modellers to have a more accurate turret for the CVR(T), our master builder has built one with the use of accurate measurements. We now can share with YOU an accurately-shaped replacement turret. Because of the change of angles, the turret boxes and antenna mounts have also been reworked and the mantlet has more detail.








- | | | | |
|-------------------|----------------------------|-------------------------------------|---|
| Parts List | 1 Turret shell | 7 Gunner's hatch | 12 Commander's sight with OTIS mount |
| | 2 Turret base | 8 Hatch dampers (x2) | 13 Gunner's sight sunshield (optional replacement for kit part E3) |
| | 3 Turret box left | 9 Clansman aerial bases (x2) | |
| | 4 Turret box right | 10 Turret box rear | |
| | 5 Raised periscopes | 11 Scorpion mantlet | |
| | 6 Commander's hatch | | |
| | | | |



AFV kit part E2

Use kit part E3 if hood not used



香港

作室

This product is not a toy and is for experienced modellers only.

For bonding parts use cyanoacrylate (super-glue). Follow the safety instructions on the tube.

Use only in a well-ventilated room. Keep tools, adhesives and solvents out of reach of children and pets.

Hong Kong Creation Workshop

Unit 608, Block 5, Nan Fung Industrial City,
18 Tin Hau Road, Tuen Mun, HONG KONG
+852 2433 0533

<http://www.anc-creation.com/en/index.php>

© HKCW 2018

Master parts built by Andrew Crutchley

H.K.CREATION WORKSHOP



香港首辦創作室