

Instructions

This AirDOC decal set allows you to build thirteen A-7D aircraft of the following US Air National Guard "SLUF" units – 1. 120th TFS, 140th TFW Colorado ANG – 2. 188th TFS, 150th TFG New Mexico ANG – 3. 125th TFS, 138th TFG Oklahoma ANG – 4. 146th TFS, 112th TFG Pennsylvania ANG and 5. 162th TFS, 178th TFG Ohio ANG. We provided stencils for two aircraft, which can either be built in the SEA, the SEA-Wraparound, the European-1 or the Two-Tone Grey camouflage.

Decal application:

To apply the decals cut each subject carefully from the backing paper. Do not cut away the excess film. Dip the decal for about 20 seconds into water and wait until it slides easily on the backing paper. Do not pull or push the decals before the adhesive has completely dissolved, otherwise it might be ruined. You may use a setting solution but this is not necessary. After the decal is applied to the model's surface, wait several hours until it has set and dried properly. **Do Not Touch It Prior!!** Depending on the surface's quality, a gloss varnish should be sprayed onto the model prior to the application of the decals, thus, the clear excess film will disappear completely.

Happy Decaling!

Kit suggestions to build a correct A-7E Corsair II:

1. 1/72 scale modelers try to obtain the very good Fujimi FUJ25011 A-7D kit.
2. 1/48 scale – Hasegawa HSG09320 or HAS07013 A-7D Corsair II from the P-series.
3. 1/32 scale – the recently released huge A-7D kit no. 02245 from Trumpeter of China.

In our opinion the following update kits are a must have for the serious modeler:

Verlinden:

VE0756 LTV A-7 Corsair II upgrade set in 1/72 scale for the Fujimi kit.
VL0544 LTV A-7 Corsair II upgrade set in 1/48 scale for the Hasegawa kit.

Aires:

7141 LTV A-7D Corsair II cockpit set
4117 LTV A-7D Corsair II cockpit set
4202 LTV A-7 Corsair II wheel bays

Black Box:

CS32037 LTV A-7D Corsair II cockpit set for the Trumpeter kit.

For further reference see the following publication:

Squadron/Signal – No. 1120 LTV A-7 Corsair II in Action
Osprey Air Combat – Vought A-7 Corsair II by Robert F. Dorr
Concord Publication Company – SLUF A-7 Corsair II by David F. Brown
Colors&Markings Vol. 19 A-7 Corsair – Part 3 USAF & ANG Versions
Bunrindo – Famous Airplanes of the World No. 107 LTV A-7 Corsair II Air Force Version
Verlinden – Lock On No. 9 A-7D/K Corsair II

Our thanks goes to Richard Caruana from Malta for providing the basic drawings!

This set is for the experienced modeler only and should be kept out of reach of little children. Not suited for children under the age of 14!



Wilhelmstr. 2b - 91054 Erlangen - Germany - Phone +49-9131-401993
Fax: + 49-9131-539119 - E-mail: andreasklein@ak-airdoc.de - All major credit cards accepted!

Printed by
cartograf
in Italy

● ADM 72016
○ ADM 48016
○ ADM 32010

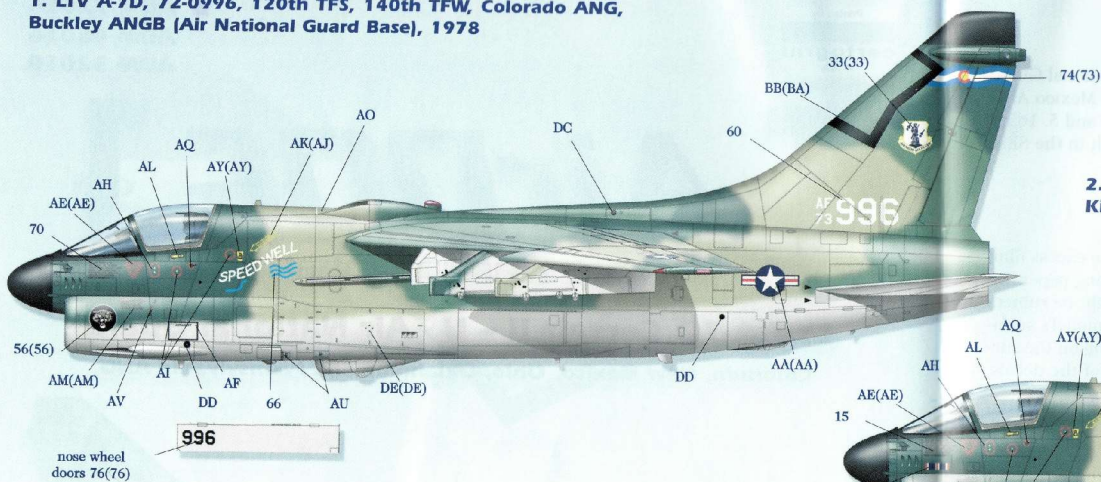
[AirDOC]

Aircraft Documentations

LTV A-7D Corsair II – US Air National Guard Colorado, New Mexico, Ohio, Oklahoma and Pennsylvania ANG




1. LTV A-7D, 72-0996, 120th TFS, 140th TFW, Colorado ANG, Buckley ANGB (Air National Guard Base), 1978



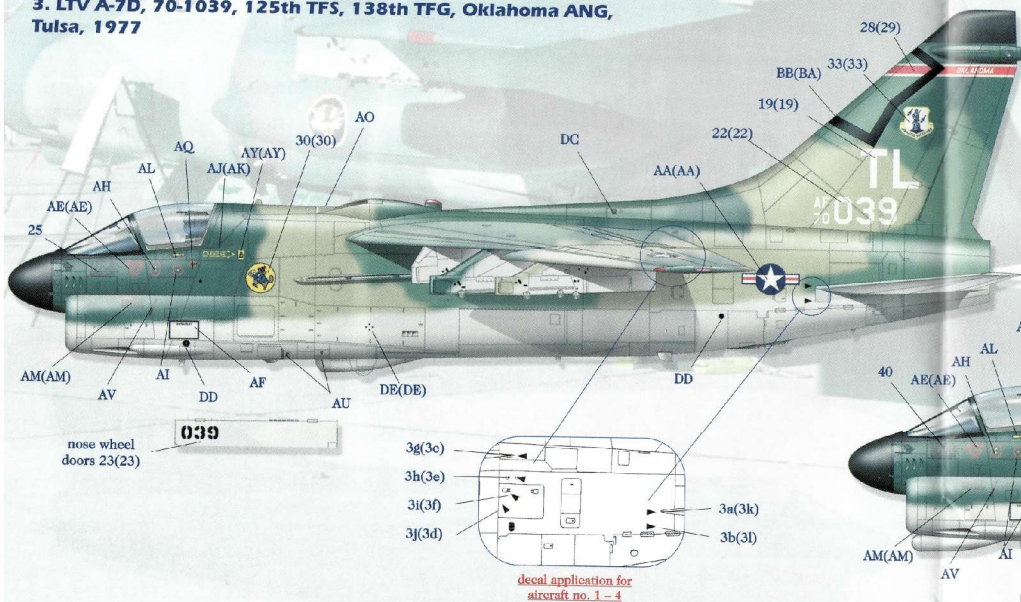
[AirDOC] ADM 72016
 Aircraft Documentations ADM 48016
 ADM 32010
 LTV A-7D Corsair II - US ANG Units (Colorado, New Mexico, Ohio, Oklahoma and Pennsylvania ANG)

2. LTV A-7D, 72-0237, 188th TFS, 150th TFG, New Mexico ANG, Kirtland AFB, 1979




The number in brackets behind the decal number e. g. 7(7) indicates the decal to be used on the other side of the aircraft.

3. LTV A-7D, 70-1039, 125th TFS, 138th TFG, Oklahoma ANG, Tulsa, 1977



decal application for aircraft no. 1 - 4

4. LTV A-7D, 74-1742, 146th TFS, 112th TFG, Pennsylvania ANG, Pittsburgh IAP (International Airport), 1983



SEA/SEA-Wraparound Scheme


11. LTV A-7D, 72-0225, 188th TFS, 150th TFG, New Mexico ANG, Cairo West, Egypt, Exercise "Bright Star" 1981




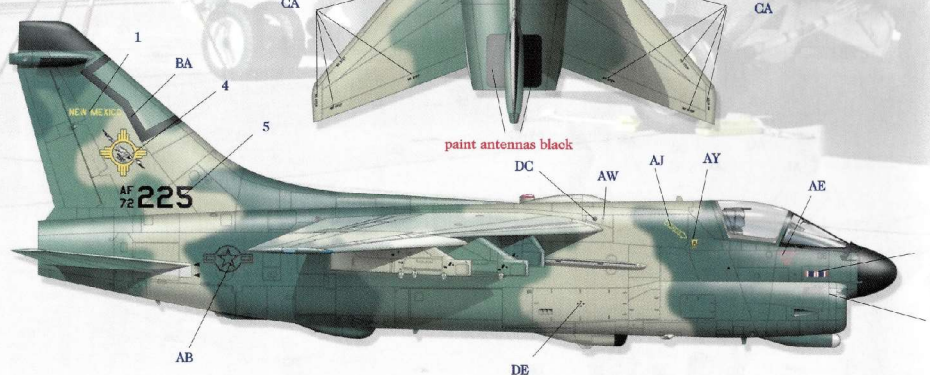
**FS 30219
Tan**



**FS 36622
Light Grey**



aircraft no.5 + no.11 AB
(aircraft no.1 - no.4 AA)



aircraft no.5 + no.11 AB
(aircraft no.1 - no.4 AA)




**FS 34102
Dark Green**




**FS 34079
Forrest Green**



5. LTV A-7D, 72-0244, 120th TFS, 140th TFW, Colorado ANG, Nellis AFB, "Gunsmoke" 1981




6. LTV A-7D, 71-0324, 188th TFS, 150th TFG, New Mexico ANG, Kirtland AFB, 1984




The number in brackets behind the decal number e. g. 7(7) indicates the decal to be used on the other side of the aircraft.

7. LTV A-7D, 70-1028, 125th TFS, 138th TFG, Oklahoma ANG, Tulsa, 1985




decal application for aircraft no. 5 - 8, 11, 12

8. LTV A-7D, 70-1049, 146th TFS, 112th TFG, Pennsylvania ANG, Pittsburgh IAP, 1983



European-1 Scheme

12. LTV A-7D, 72-0243, 120th TFS,
140th TFW, Colorado ANG, Nellis
AFB, "Gunsmoke" 1981



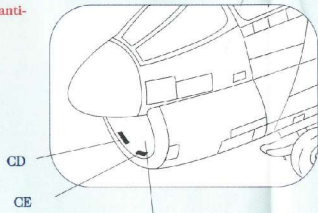
Note: The European-1 scheme had been used on many ANG A-7D aircraft. The pattern was applied in a very similar manner on every aircraft. Aircraft painted in this camo usually did only feature a few minor individual differences in the pattern which can be neglected. In case of doubt check your reference carefully.

Two-Tone Grey Scheme


13. LTV A-7D, 75-0388, 188th TFS, 150 TFG, New Mexico ANG, Nellis AFB, "Gunsmoke" 1991

Note: The two-tone grey scheme was the final camo used on ANG A-7D aircraft. Although the general pattern seemed to be similar, every aircraft featured differences within the application of the demarcation lines of the colours used. In any case check your reference carefully.

paint radome and anti-glare panel black



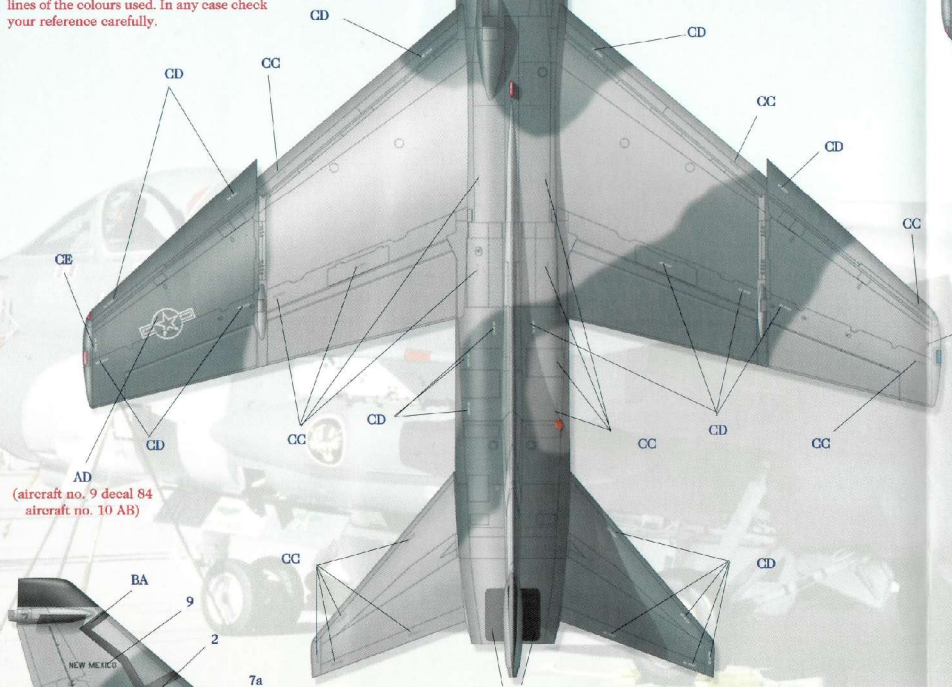
paint air intake and duct gunship grey



FS 26118
Gunship Grey


FS 26270
Medium Grey

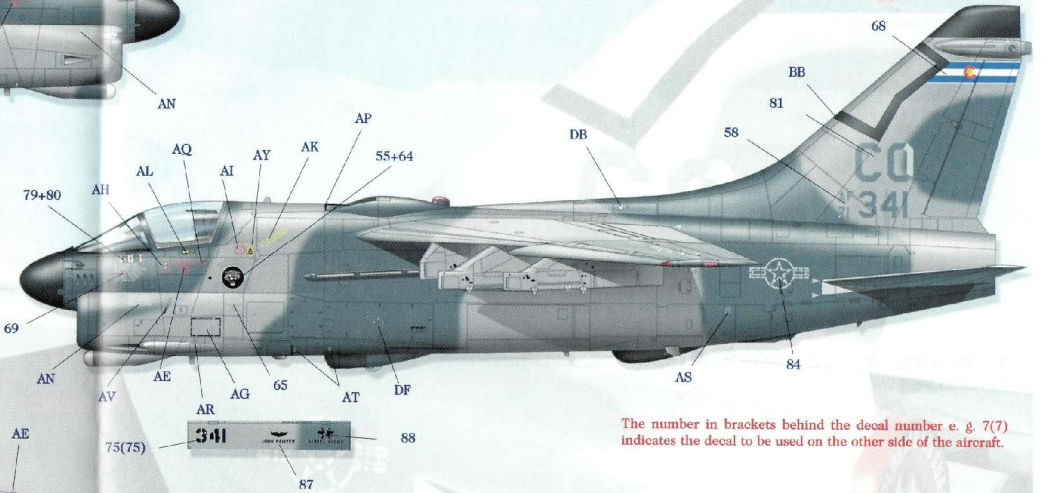

paint fin tip black



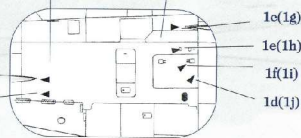

(aircraft no. 9 decal 84 aircraft no. 10 AB)

paint antennas black





The number in brackets behind the decal number e. g. 7(7) indicates the decal to be used on the other side of the aircraft.



decal application for aircraft no. 9, 10 and 13

Note: On dark surfaces use light grey triangles (1a - 1l) and on light surfaces dark grey triangles (2a - 2l).

Note: "Scrappy" did neither feature a black tail fin cap nor a black anti-glare panel/radome.

