

Caracal Models

CD48037

F-16C/D

VIPERS - THE NEXT GENERATION

Part 1



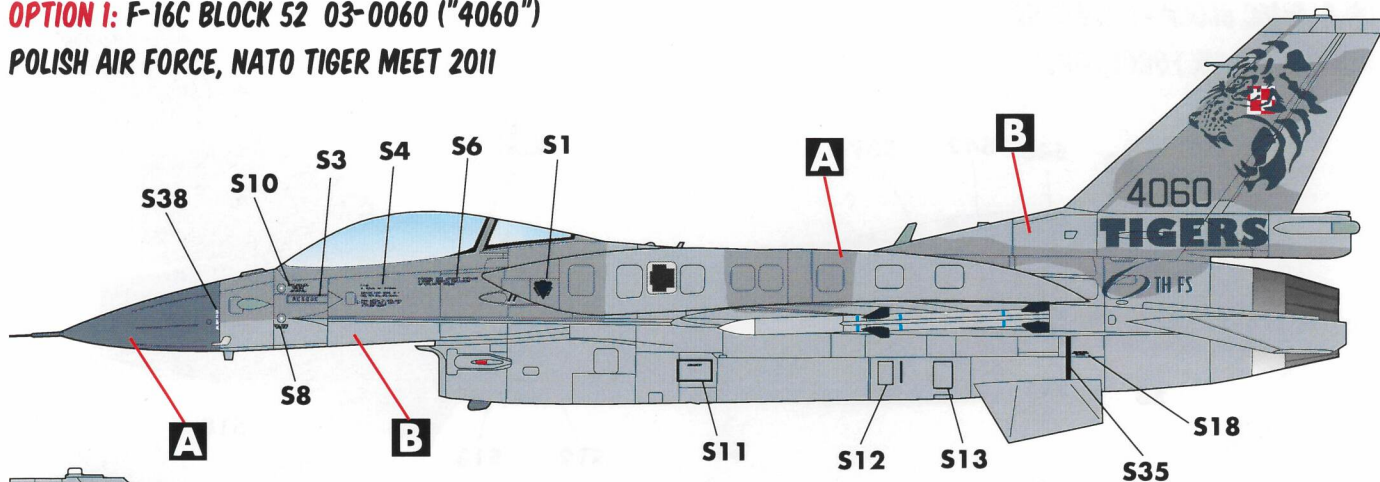
1/48 SCALE

DECALS PRINTED BY




COPYRIGHT 2013 CARACAL MODELS - ALL RIGHTS RESERVED

OPTION 1: F-16C BLOCK 52 03-0060 ("4060")
POLISH AIR FORCE, NATO TIGER MEET 2011

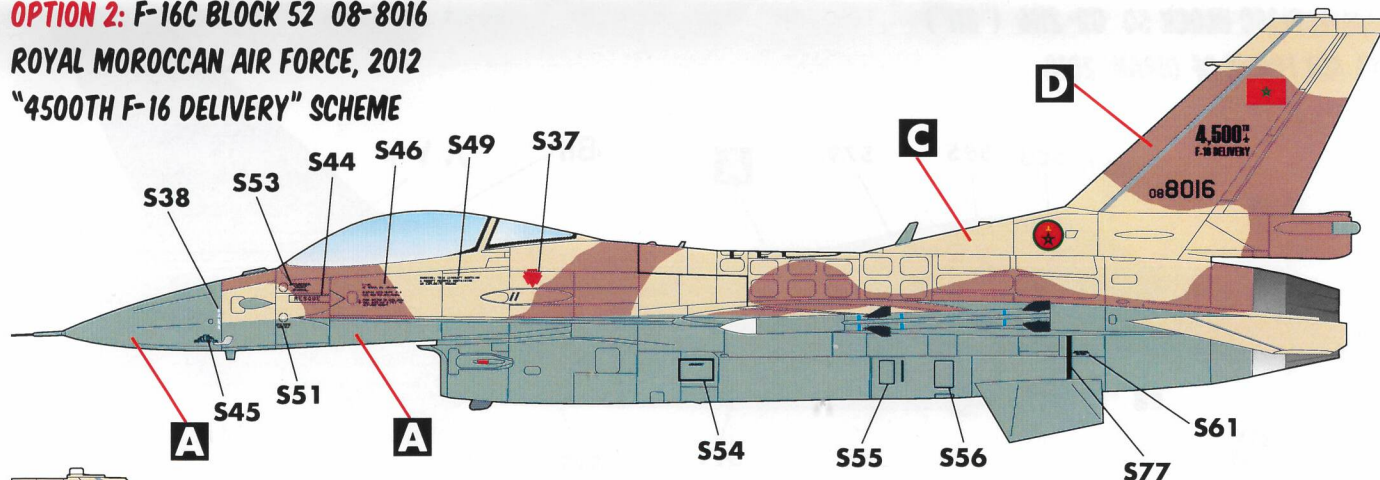


Polish F-16C/Ds are Block 52 aircraft with P&W F100 engines and "small mouth" (NSI) intakes. The aircraft that participated in Tiger Meet 2011 were equipped with conformal fuel tanks (CFT) as shown.

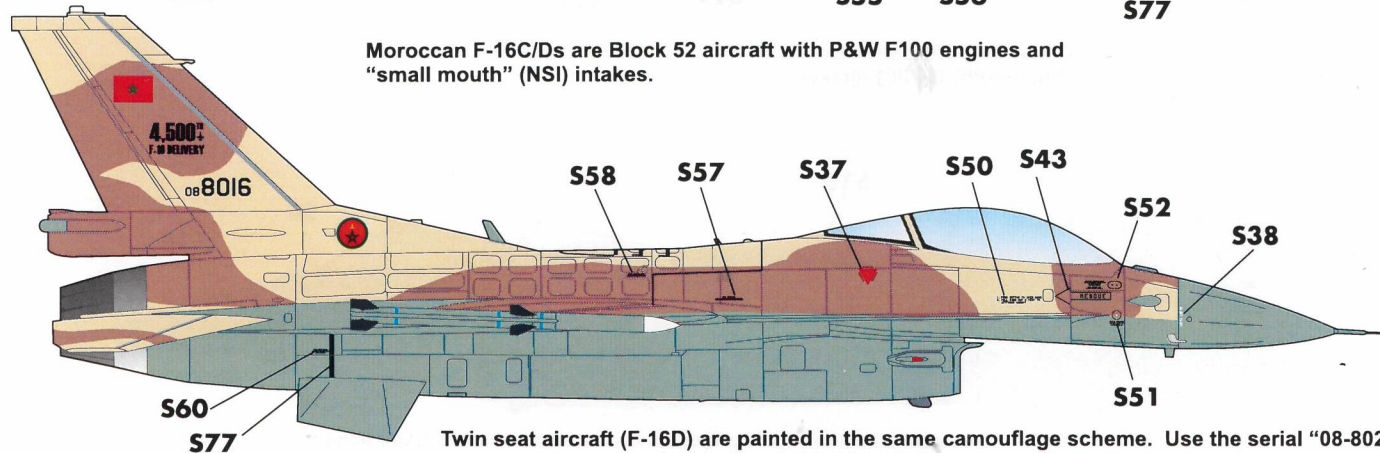


Twin seat aircraft (F-16D) are painted in the same camouflage scheme. Use the serial "4082" and data block decal S5 (instead of S4) for the Tiger Meet 2011 F-16D. You can use the extra serial number digits to build almost any Polish F-16C/D.

OPTION 2: F-16C BLOCK 52 08-8016
ROYAL MOROCCAN AIR FORCE, 2012
"4500TH F-16 DELIVERY" SCHEME




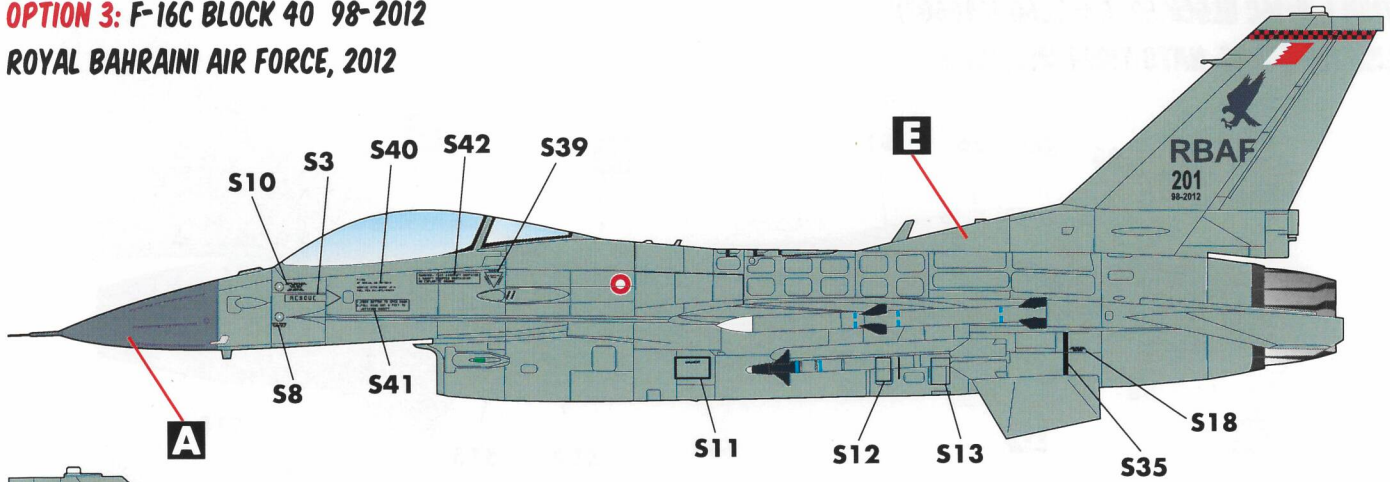
Moroccan F-16C/Ds are Block 52 aircraft with P&W F100 engines and "small mouth" (NSI) intakes.



Twin seat aircraft (F-16D) are painted in the same camouflage scheme. Use the serial "08-8024" and data block decal S47 (instead of S46) to build a Moroccan F-16D. You can use the serial "08-8003" and data block decal S48 for another F-16C without the 4500th F-16 marking. This marking was only applied to F-16C 08-8016.

OPTION 3: F-16C BLOCK 40 98-2012

ROYAL BAHRAINI AIR FORCE, 2012

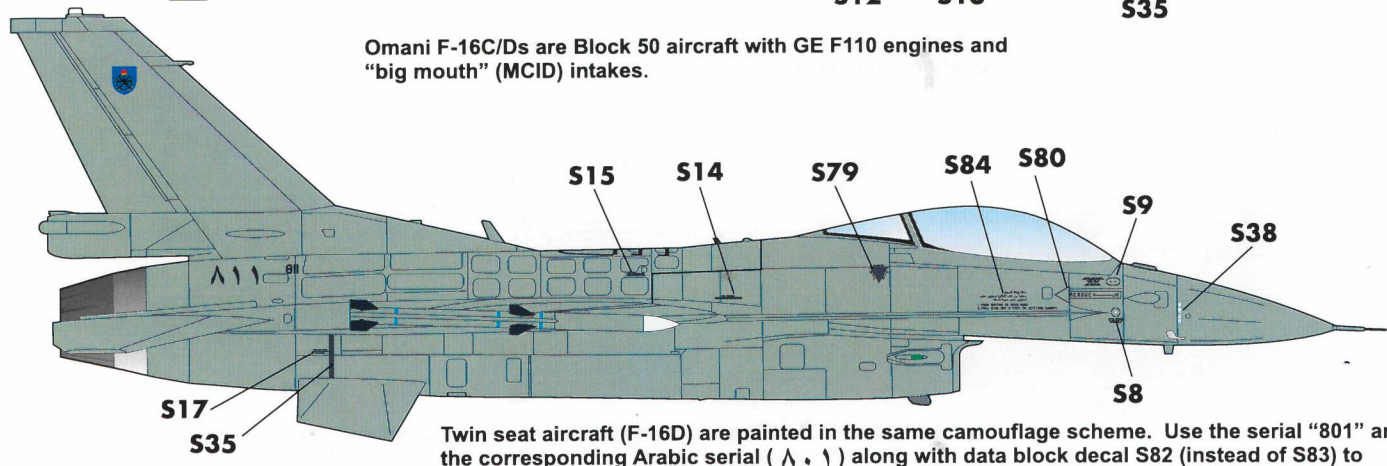
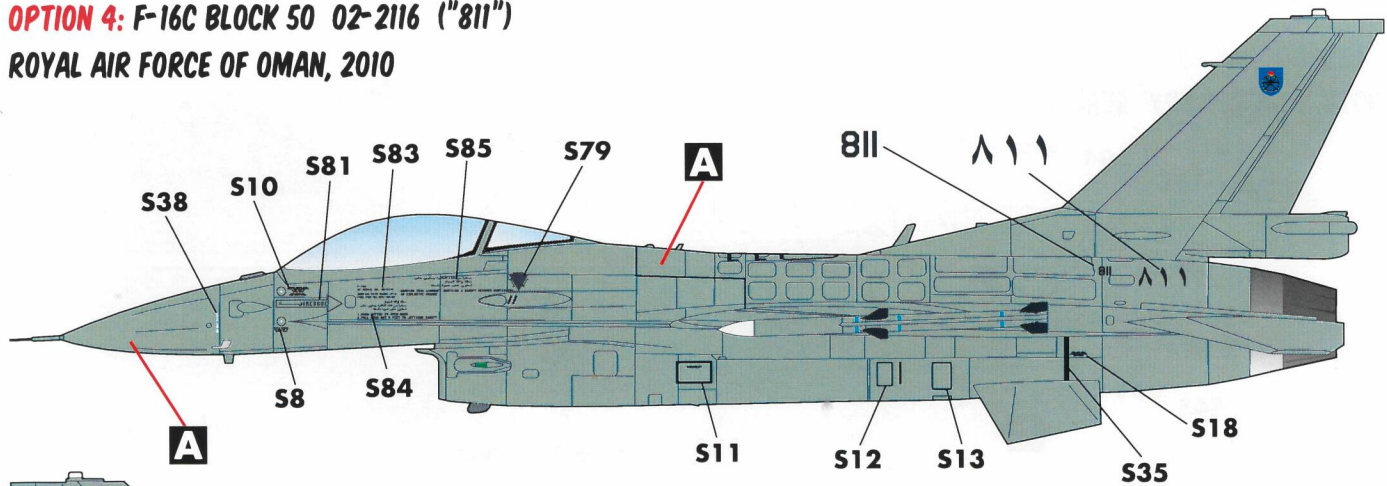


Bahraini F-16C/Ds are Block 40 aircraft with GE F110 engines and "big mouth" (MCID) intakes.

The Bahraini aircraft are painted in a unique tone of gray which is reported to be a 50-50 mixture of FS 36622 and FS 35237.

OPTION 4: F-16C BLOCK 50 02-2116 ("811")

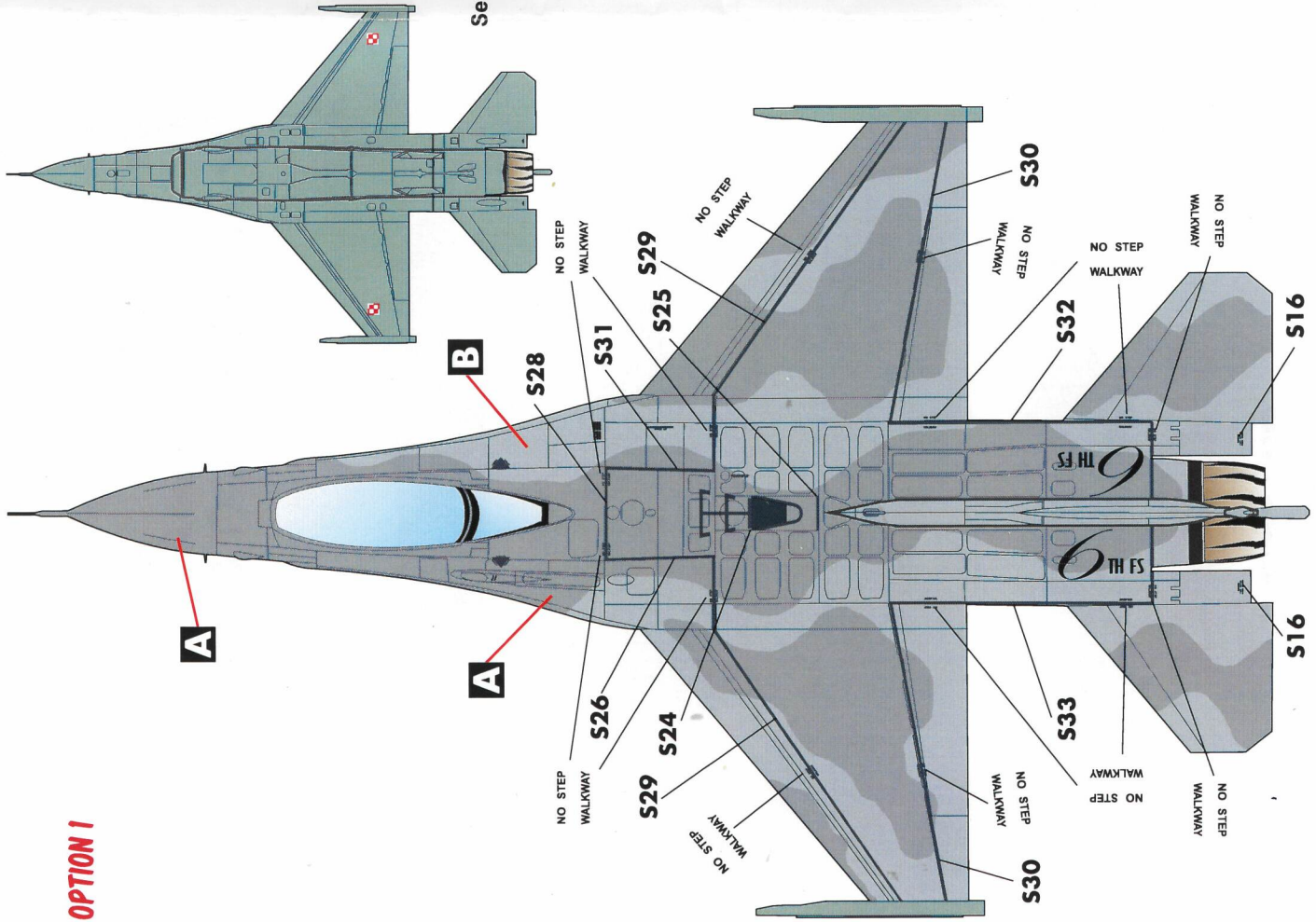
ROYAL AIR FORCE OF OMAN, 2010



Omani F-16C/Ds are Block 50 aircraft with GE F110 engines and "big mouth" (MCID) intakes.

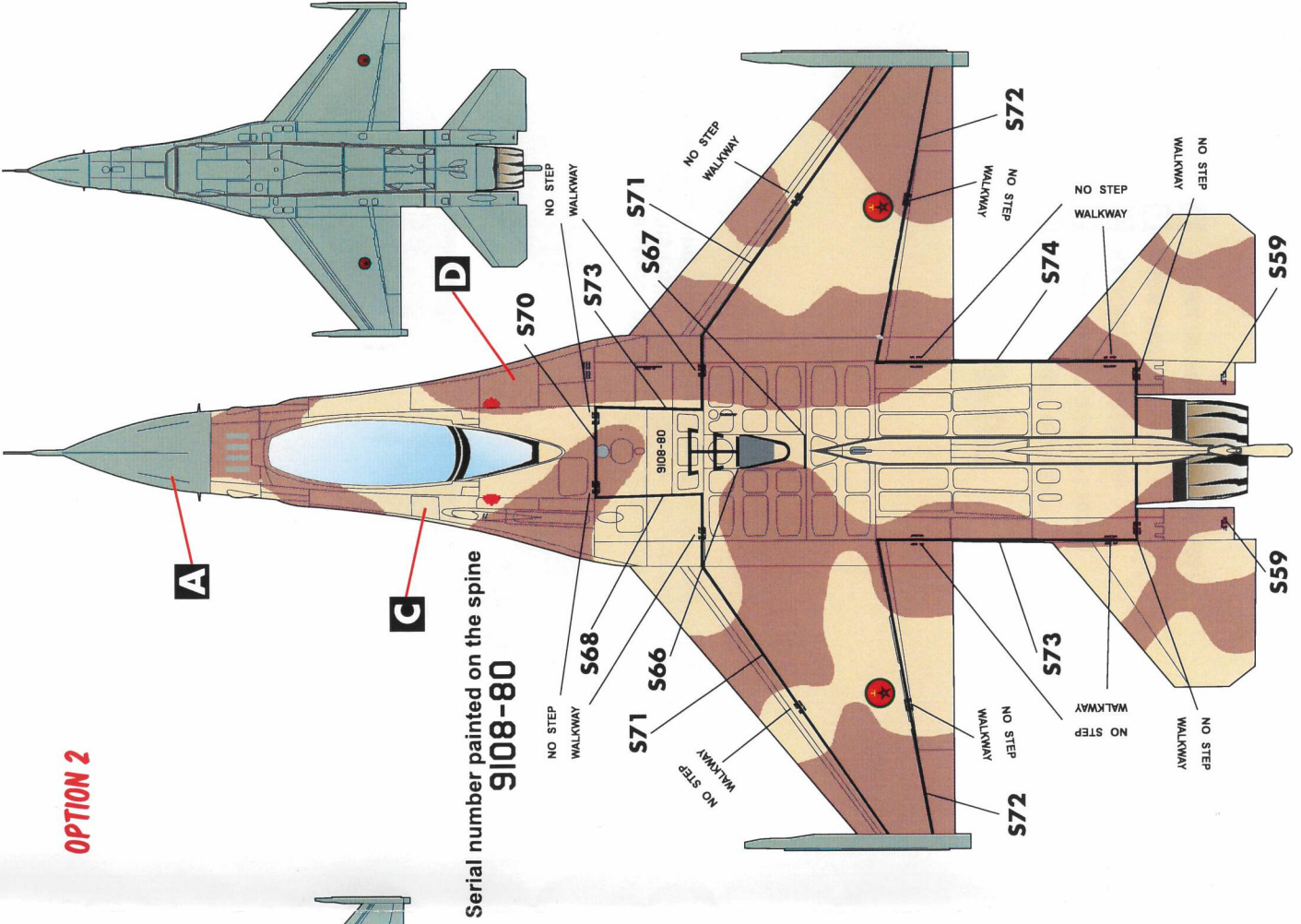
Twin seat aircraft (F-16D) are painted in the same camouflage scheme. Use the serial "801" and the corresponding Arabic serial (٨ , ١) along with data block decal S82 (instead of S83) to build a Moroccan F-16D.

OPTION 1



Use gray "NO STEP/WALKWAY" decals (S22, S23, S36)

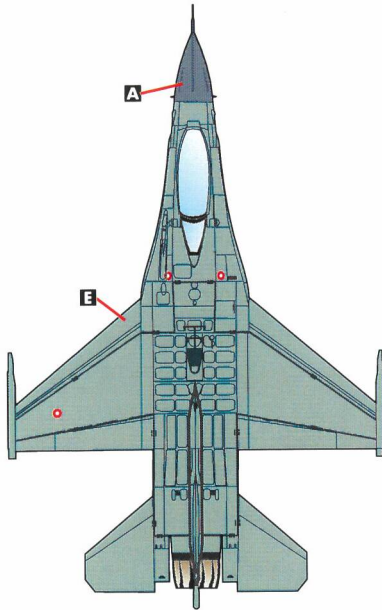
OPTION 2



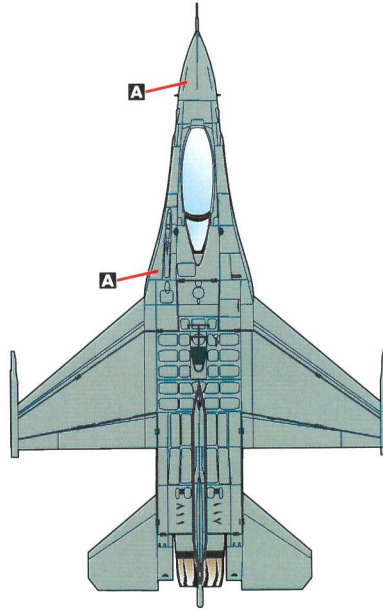
Serial number painted on the spine
9108-80

Use black "NO STEP/WALKWAY" decals (S64, S65, S78)

OPTION 3



OPTION 4



General top-side stencil placement on Omani and Bahraini aircraft are identical to the Polish aircraft (Option 1). Use the same walkway stripes and marking decals in the same position and arrangement.

COLOR LIST

- A** NEUTRAL GRAY (FS36270)
- B** LIGHT GHOST GRAY (FS36375)
- C** RADOME TAN (FS33613)
- D** DARK TAN (FS30219)
- E** 1:1 MIX OF FS36622 AND FS35237

Caracal Models
PO Box 92141
Austin, TX 78709
info@caracalmodels.com
<http://www.caracalmodels.com>

Decals printed by Cartograf in Italy