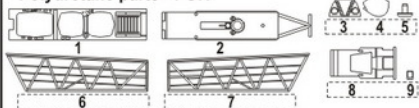


7270 **Fairey Swordfish** 1/72 Interior set for Airfix kit

Polyuretane parts - PUR



Color Photo etched parts - PP



Díly ohnuté popř. pokrčené vlivem teplotních změn a stárnutí materiálu, mohou být narovnané do požadovaného tvaru pomocí proudu teplé vody nebo vzduchu (fén na vlasy). Různé drátky a tyčinky nejsou přiloženy.
K lepení použijte kyanoakrátové lepidlo.
Kontaktní plochy doporučujeme před lepením odmastit.

Parts slightly distorted and bended owing to temperature changes or due to material ageing can be straightened to requested shape by hot water or hot air jet. (hair dryer). Wires and holes not included.
This process can be repeated till result is entirely satisfactory.
For best results gluing use cyanoacrylate glue. Contact areas ungrease is recommended before gluing

Visit an official website and e-shop at

www.cmkkits.com

NEW ITEMS SETS 1/72

7236 B-24 Liberator - Undercarriage set for Hasegawa kit
7237 WW II RAF HC bomb Mk.I "Cookies" 4000lb (4pcs)
7238 Spitfire Mk. XIX - Control surfaces for Airfix kit
7239 Spitfire Mk. XIX - Interior set for Airfix kit
7240 Spitfire Mk. XIX - Engine set for Airfix kit
7241 Mitsubishi A6M2/3/5 - Exterior set for Hasegawa kit

BARVY / COLORS

Ⓐ Černá / Black

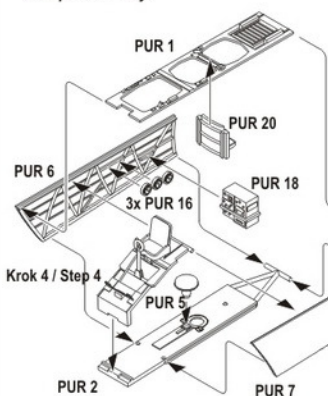
Ⓑ Ocelově šedá / Steel Grey

HUMBROL

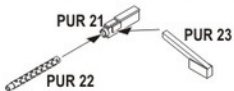
33

56+87

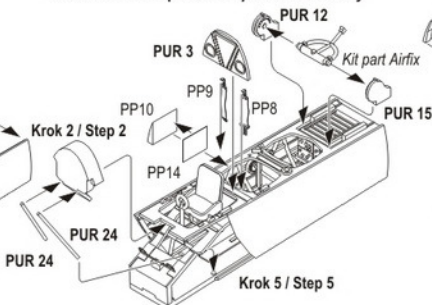
5. Sestavení kokpitu Cockpit assembly



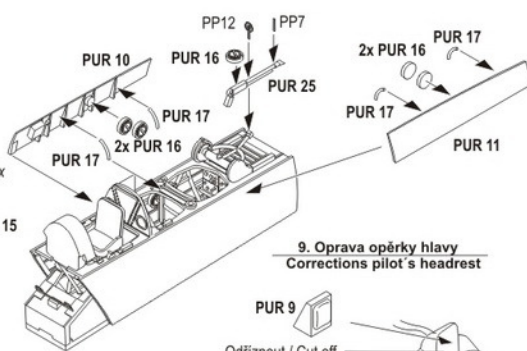
6. Sestavení kulometu / Machinegun assembly



7. Dokončení kokpitu / Cockpit final assembly



8. Montáž kulometu / Machinegun attachment



9. Oprava opěrky hlavy Corrections pilot's headrest



Kit part Airfix