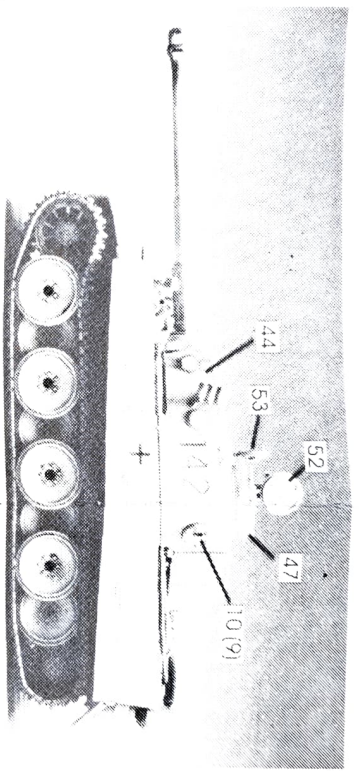






28514 EARLY TIGER I CONVERSION



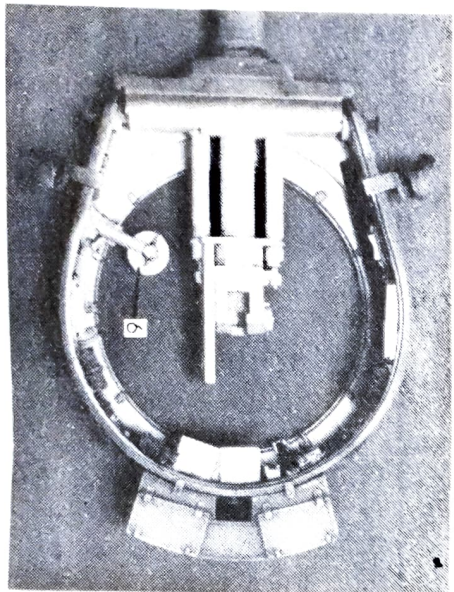
Use Modelkasten tracks and roadwheels for the early Tiger. All other parts are from the Tamiya Tiger (as per instructions. Use breech from Tamiya's Tiger




Glue 7 to inside of 10 and place through opening on turret. (8) & (9) on opposite side.




Glue the two wedge shaped resin parts to the front of the hull in order to fill the cut-out area of the Tamiya tow eye bracket as shown



1 for opposite side



Cut and remove front fenders for Tamiya Tiger. Do not replace fenders for Russia



Cut req of engine deck cut at 1 and glue with part 42

Cut req of engine deck cut at 1 and glue with part 42

- 1
- 2
- 3
- 4
- 5
- 6
- 7
- 8
- 9
- 10
- 11



- 12
- 13
- 14

- 15
- 16
- 17
- 18
- 19
- 20
- 21

- 22

- 23

- 24

- 25



- 26

- 27

- 28

- 29

- 38
- 39
- 40
- 41

- 30

- 31

- 32
- 33
- 34


- 35
- 36
- 37

- 42

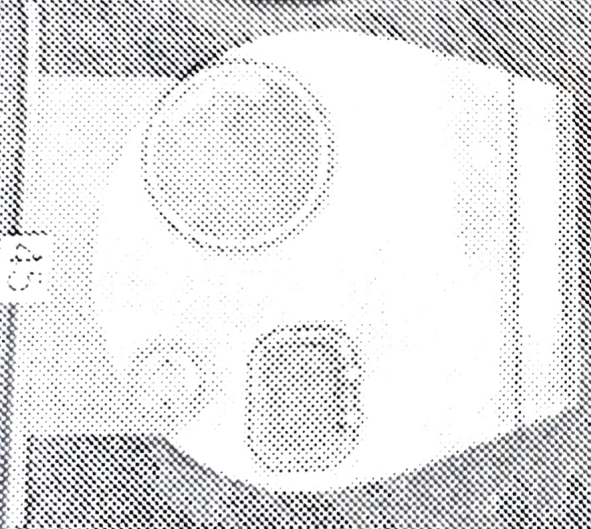
- 43

- 44

- 45




- 44



- 45



- 46



- 47

- 48
- 49
- 50
- 51



- 52

- 53