


# ADS

## ADS 007-48

### Aircraft of JV44 Part 3

## 1/48



Fw 190D-11  
Fw 190D-11  
Me 262A-1a  
Me 262A-1a  
Me 262A-2a

W.Nr 170933  
W.Nr 220009  
W.Nr ???????  
W.Nr ???????  
W.Nr 111685

'Red 4'/'White Chevron 58'  
'White Double Chevron'  
'White 1/S'  
'White 4'  
'9K+FH'

**ADS**  
PO Box 1768  
Bristol BS17 5FS

PHONE: 01454 850119  
FAX: 01454 850119

## JV 44

JV 44 was a unit set up by Adolf Galland to prove the Me262A after he was relieved of his post as General der JagdFlieger by Goering in January 1945. This unit attracted many Luftwaffe Experten, many of whom had been grounded for various reasons, and became unofficially known as the "Squadron of Experts". For further information on the subject we recommend Classic Publications "JV44 : The Galland Circus" by Robert Forsyth.

## Application of Decals

For the best results we suggest the decals are applied to a gloss finish as follows

- 1/ Cut required decal from sheet.
- 2/ Dip in warm water until the decal just begins to slide from the backing sheet (approx. 10-30 seconds)
- 3/ Position backing sheet near to where required and slide decal off the backing sheet into position with a soft brush or similar.
- 4/ Press gently with a lint-free cloth until fixed and leave for at least 12 hours before continuing.
- 5/ When all decals have been applied and left to dry, spray model with an appropriate varnish to seal.

If you wish to use any decal system solvents, please test first on one of the small stencils or a piece of walkway. We have not heard of any problems using decal systems - please let us know

## Stenciling

We have included at least one complete set of stencils for each aircraft type. Where our many references give alternative marking (e.g. Gust Lock Positions), we have included all and leave the modeller to make his/her own decision. Similarly, not all the stencils were applied to every machine and again we leave the modeller to check his/her own references and/or make their own 'guesstimate'.

## Luftwaffe Camouflage

Late war Luftwaffe camouflage is a very inexact science and usually ends up as a personal interpretation of 50 year old black and white photographs. We have based our interpretation on the information supplied in Classic Publications "JV44 : The Galland Circus". Where we differ, we have stated our reasons and included both options in the decal sheet. Similarly, Me262's had their individual number/letter repeated on the nosewheel door. Where it has not been possible to determine whether this applied to a particular aircraft, we have included the decal. We leave the modeller to make up his/her own mind.

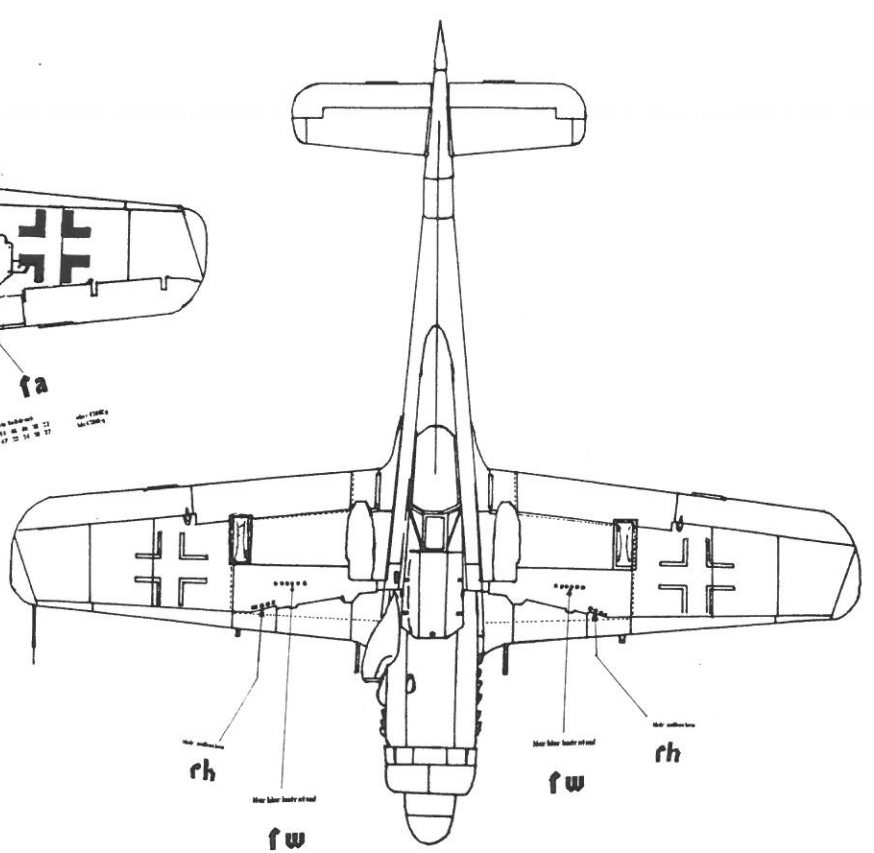
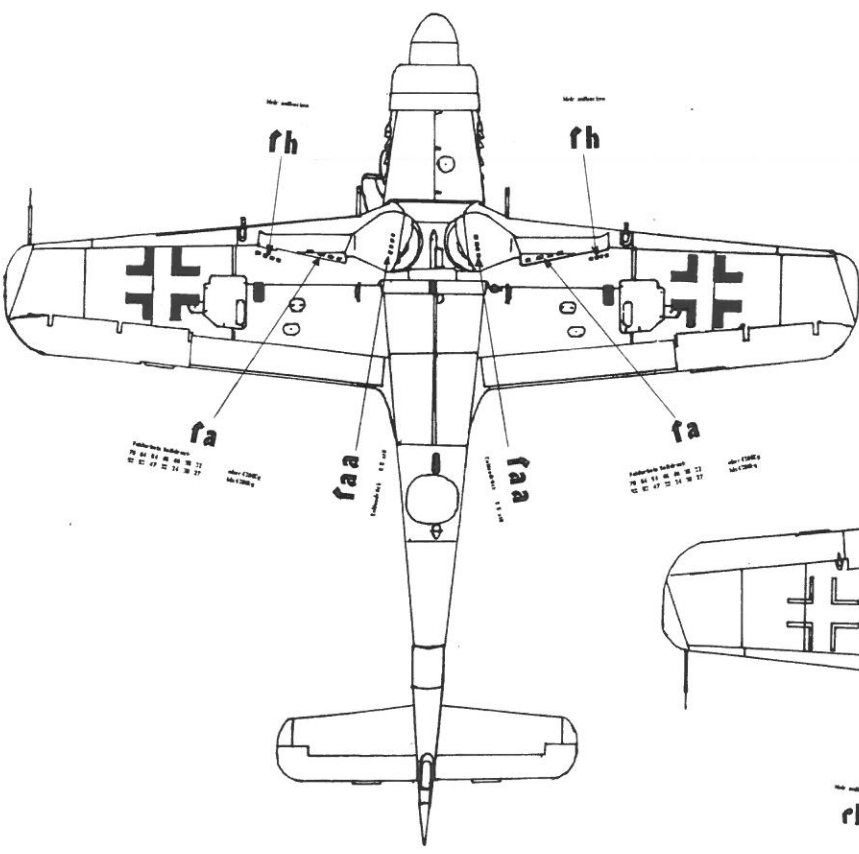
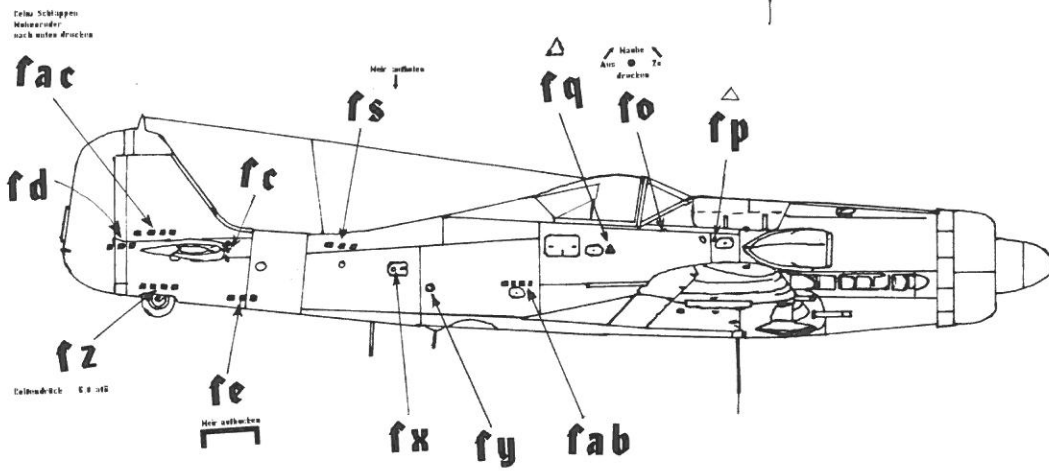
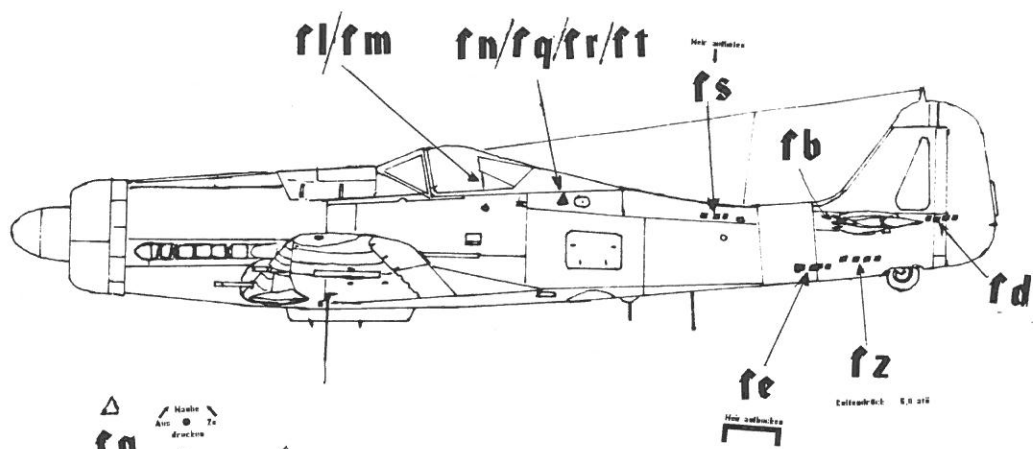
## Acknowledgments

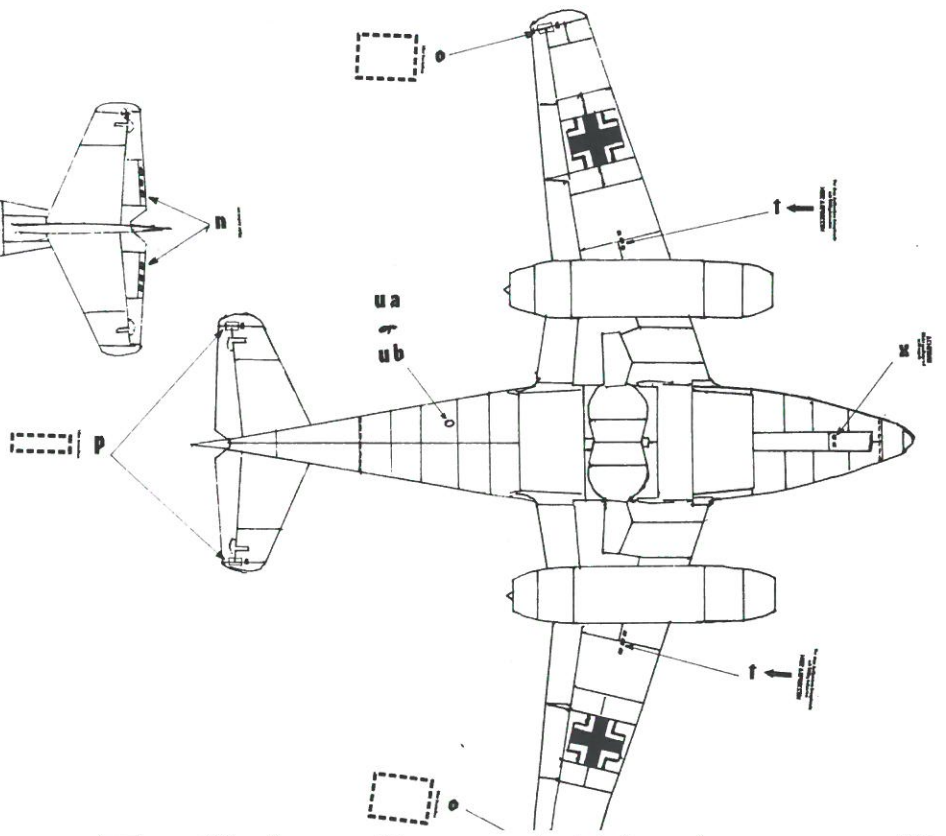
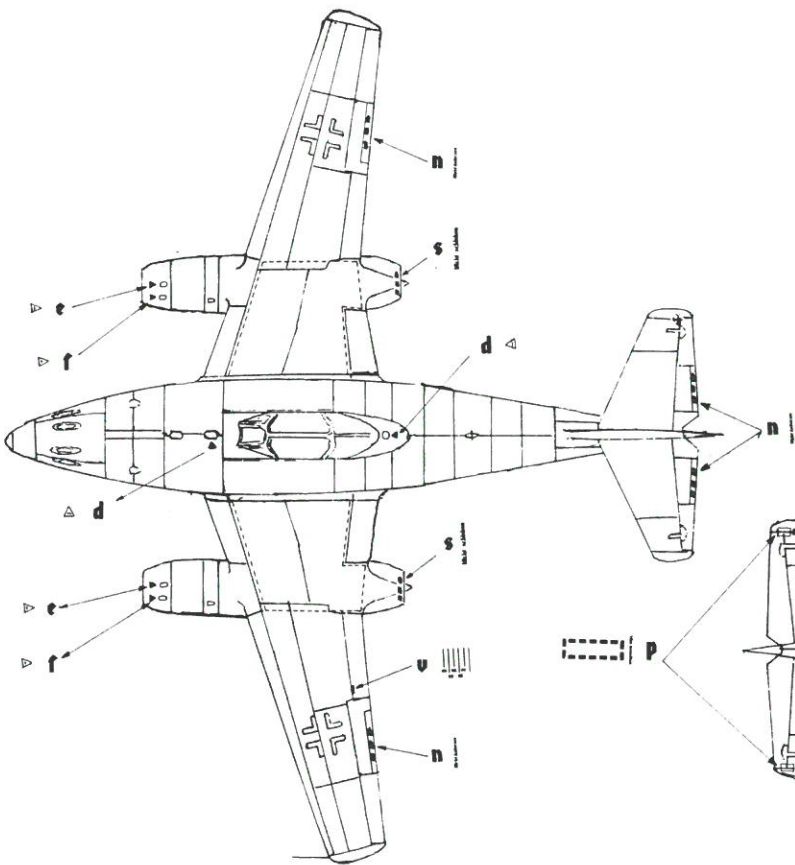
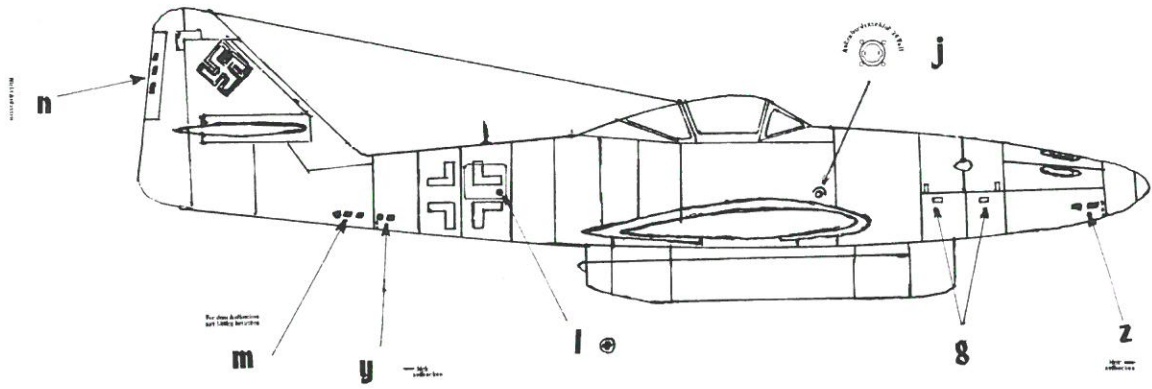
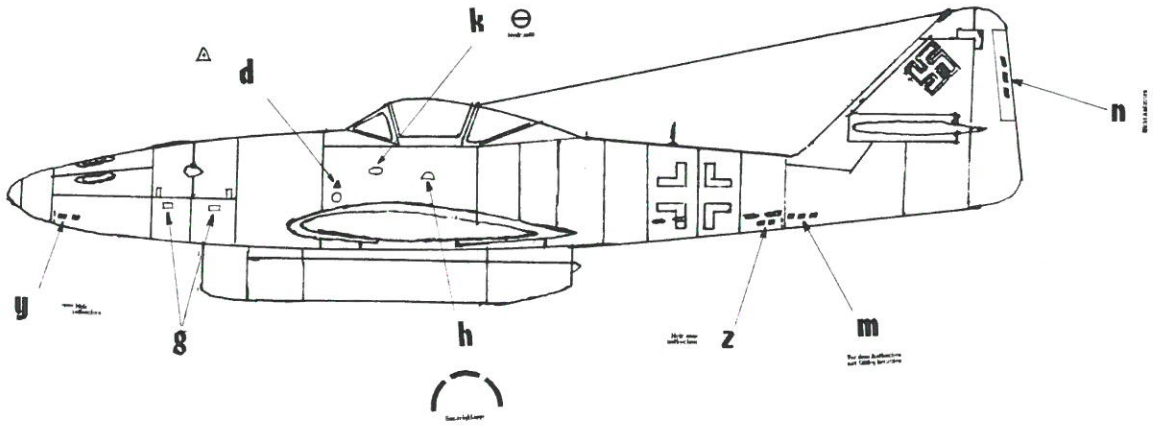
We would like to thank Classic Publications for their help in producing these decals.

If you have any comments or ideas for future decal sheets please write or Fax us at ADS at the address shown.



Andy  
Dave  
Phil





# Aircraft of JV44 Part 3



RLM 75 Grau




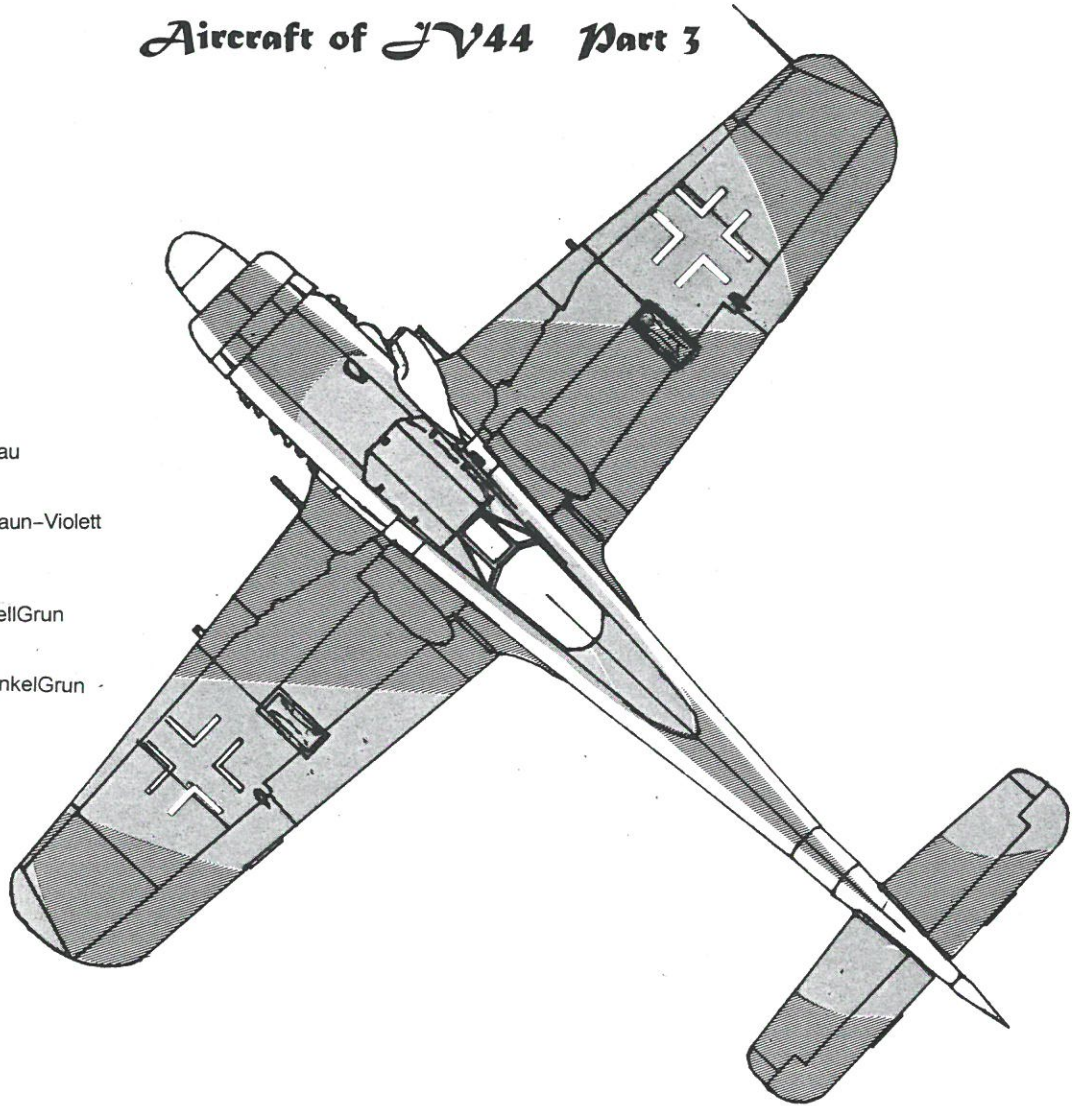
RLM 81 Braun-Violett



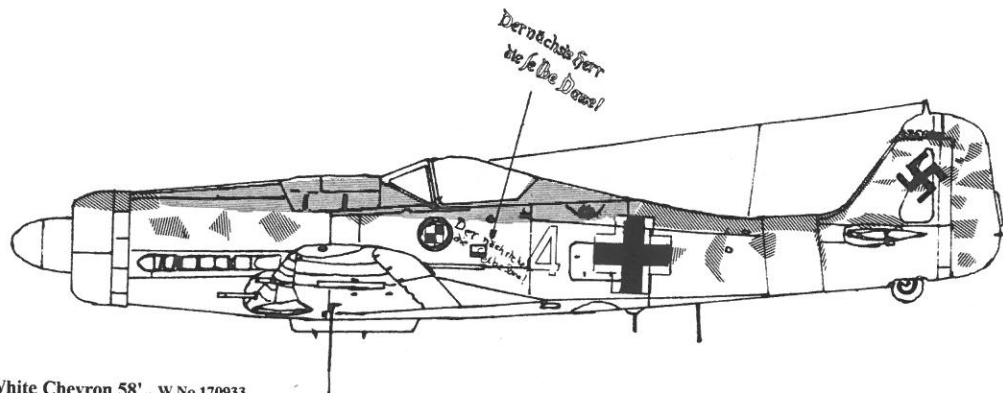
RLM 82 HellGrün



RLM 83 DunkelGrün



# Aircraft of JV44 Part 3

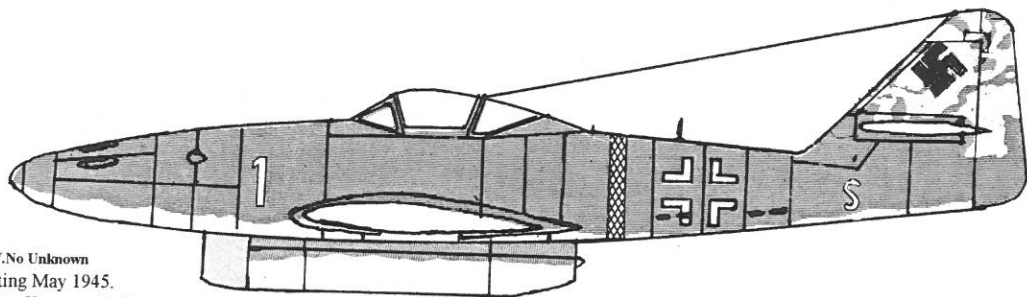


**Fw 190D-11(V58) 'Red 4 /ex White Chevron 58'**, W.No 170933

Aircraft found at Munchen-Riem May 1945.

This aircraft originally belonged to Stab General der Jagdflieger.

Undersurface is **Red 23** with white stripes. The white stripes were approx. 10cms (4 ins) wide, field applied regular neither in width nor spacing. Propellor Blades and rear of Spinner are **Green 70**, the front of the Spinner is **Yellow 04**. During its service with the 'Wurger Staffel' the aircraft was 'Red 4', the white Chevron 58 had been overpainted and was not visible at the time - Photos taken in 1947 show the Chevron and 58 starting to appear through the overpainting (Both have been included in the decal sheet). Uppersurface is **Grey 75** and **Green 83**. The Fuselage sides and Fin/Rudder are **Grey 76** with a light mottle of **Grey 75** and **Green 83**, there are also darker patches of mottle on the rear Fuselage and Fin/Rudder which could be **Brown 81**. The immediate area around the exhaust stubs could possibly be painted Black. The W.Nr is unusual as it is applied in black to the port side of the fin and white to the starboard. The legend beneath the cockpit translates as 'The next man, the same woman'. Use *Balkenkreuze* 2 for the top wing surface, 16 for the lower wing surface, 5 for the fuselage sides and *Hakenkreuze* 10 for the tail.



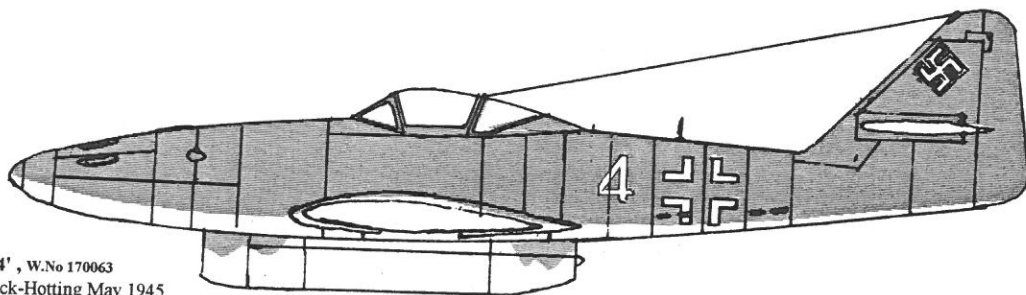
**Me 262A-1a 'White 1/S'**, W.No Unknown

Aircraft found at Innsbruck-Hotting May 1945.

This aircraft originally belonged to Kommando Nowotny.

Uppersurface is **Brown 81** and **Green 82**. Undersurface, Fuselage and Nacelle sides and Fin/Rudder are **Grey 76**. It is possibly that the Fin/Rudder is in a lighter shade of **Grey 76** or possibly **Grey 77**. The Fin/Rudder had a hard edged mottle in **Green 82**. Photographs of this aircraft in its service with Kommando Nowotny seem to show the **Brown 81/Green 82** uppersurface colours were carried down the fuselage sides. In its service with JV44 there appears to be a crude overspray between the Gun Hatches and the Yellow Fuselage band - possibly **Green 82**.

Use *Balkenkreuze* 15 for the top wing surface, 13 for the lower wing surface, 12 for the fuselage sides and *Hakenkreuze* 8 for the tail.



**Me 262A-1a 'White 4'**, W.No 170063

Aircraft found at Innsbruck-Hotting May 1945.

This aircraft originally belonged to Erprobungskommando 262.

The Uppersurface is overall **Green 83**. Undersurfaces are **Grey 76**.

Use *Balkenkreuze* 15 for the top wing surface, 13 for the lower wing surface, 12 for the fuselage sides and *Hakenkreuze* 17 for the tail.



RLM 75 Grau



RLM 81 Braun-Violett



RLM 83 DunkelGrun



RLM 76 WeissBlau

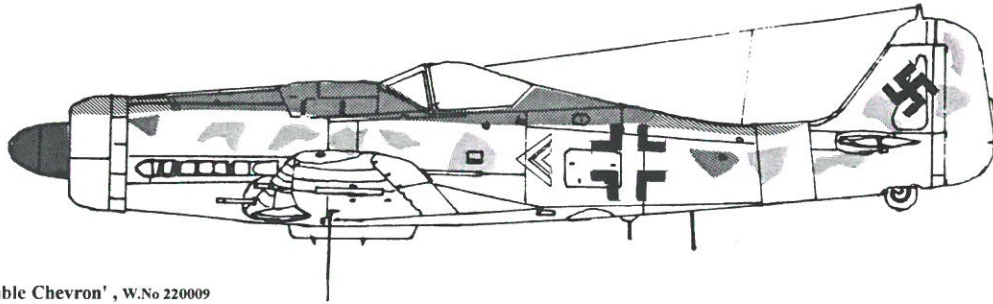


RLM 82 HellGrun



RLM 04 Gelb

## Aircraft of JV44 Part 3



### Fw 190D-11 'White Double Chevron', W.No 220009

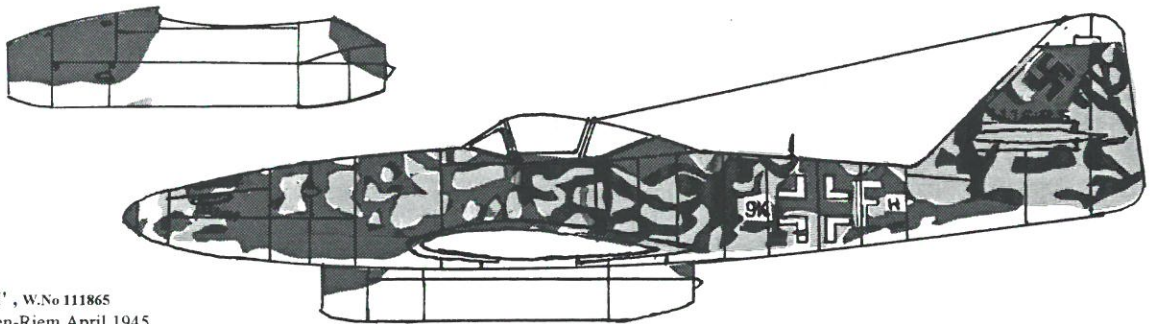
Aircraft found at Bad Wortshofen May-August 1945.

This aircraft originally belonged to Stab General der Jagdflieger and was possibly handed over to the Wurger Staffel.

Uppersurface is **Grey 75** and **Green 83**. Undersurface, Fuselage sides and Fin/Rudder are **Grey 76**. Light mottle of the Uppersurface colours on the Fuselage sides and Fin/Rudder, with darker patches of mottle on the rear Fuselage and Fin/Rudder of possibly **Brown 81**. Propellor Blades and complete Spinner appear to be **Green 70**. The majority of Fw 190D-9s and D-11s had the extra section in front of the tailplane in a lighter colour to the rest of the **Grey 76** on the airframe. This could still be **Grey 76** but of a lighter shade. The W.Nr is applied in black to the port side of the fin. The starboard side could also be black or white like 'Chevron 58' - both have been included in the decal sheet.

Use *Balkenkreuze* 2 for the top wing surface, 5 for the lower wing surface, 3 for the fuselage sides and *Hakenkreuze* 10 for the tail.

( For 1/48 use Tamiya kit decals for *Balkenkreuze* 1 and 2 and *Hakenkreuze* 10 and 17 )



### Me 262A-2a '9K+FH', W.No 111865

Aircraft found at Munchen-Riem April 1945.

This aircraft originally belonged to 1/KG 51.

Reference 1 states that the **Brown 81** was sprayed in lines over the **Green 82** base coat. We think that the aircraft started life in the standard **Brown 81**, **Green 82** and **Grey 76** scheme but with 'blotches' of a lighter colour sprayed over it, possibly **Grey 02** or even the Undersurface **Grey 76**. The Rudder seems to be a replacement unit from another machine, possibly **Grey 76** with a **Brown 81** and **Green 82** scribble pattern. The '9K+FH' codes are painted over patches of a different colour, possibly **Grey 02** or simply fresher paint? Note that the 'H' of the Code is tilted. **White 21** Fin/Rudder top.

Use *Balkenkreuze* 15 for the top wing surface, 13 for the lower wing surface, 12 for the fuselage sides and *Hakenkreuze* 7 for the tail.

( For 1/72 use Hasegawa or SMER kit decals for *Balkenkreuze* 12, 13 and 15 )




RLM 75 Grau



RLM 81 Braun-Violett



RLM 83 DunkelGrun

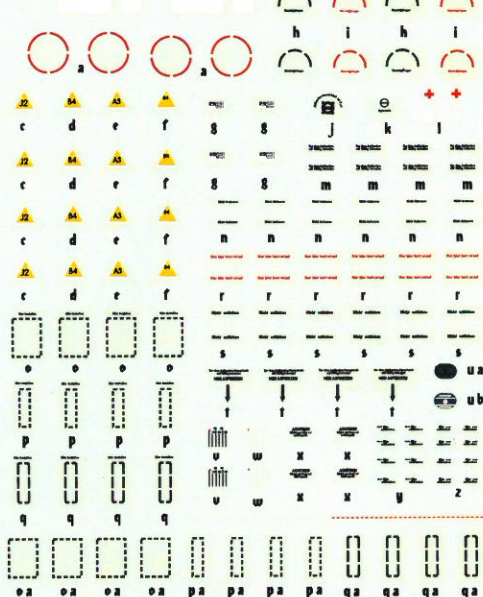




RLM 76 WeissBlau



RLM 82 HellGrun

# ADS 007-48 Aircraft of JU44 part 3, 1:48 scale



4 4 4

58

Das Reich  
The Yellow Devils

170933

220009

9K

H

111685

111685

9K

H

220009