

AeroMaster™

48-076 Island Hopping Corsairs (tri-color)



AeroMaster Decals™

3615 NW 20th Avenue
Miami, Florida 33142 USA
(305) 635-3134 • Fax (305) 638-4197


AeroMaster Decals™

3615 NW 20th Ave • Miami, Florida 33142 • USA
 Tel. (305) 635-3134 • Fax (305) 635-2106

Island Hopping Corsairs 48-076

Note: Standard Blue bordered U.S. national insignia can be obtained from AeroMaster decal sheet 48-054.

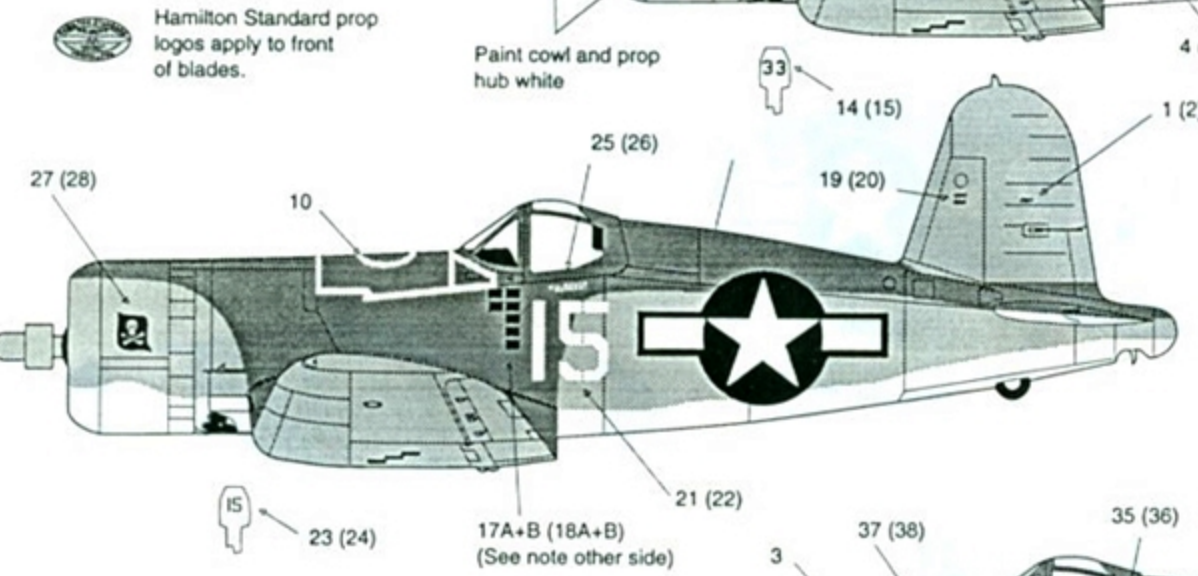
F4U-1A (BuNo. 50033) "Ring-Dang-Doo" from VMF-217 during battle for Peleliu, 1944. Sea Blue/ Intermediate Blue/ White camouflage.



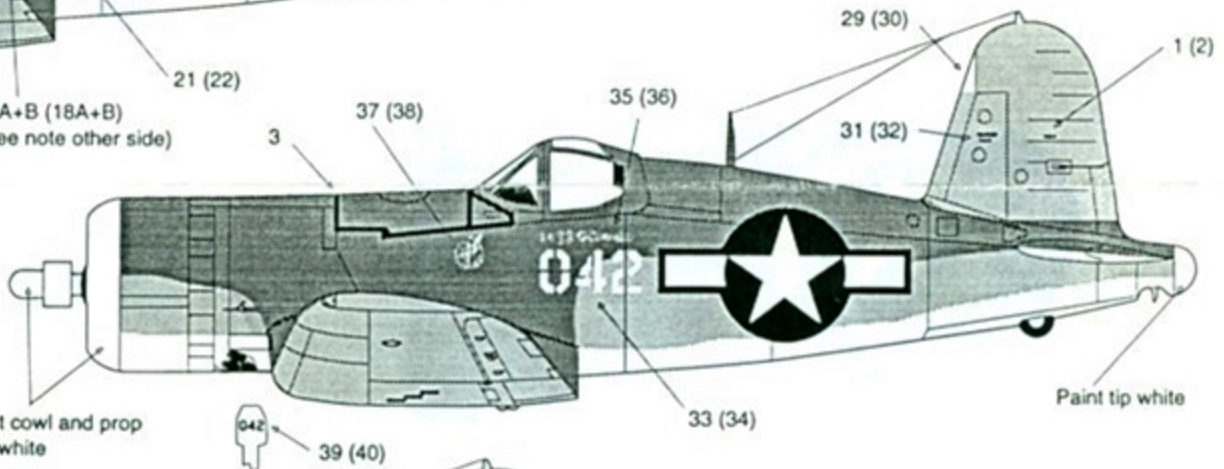
Hamilton Standard prop logos apply to front of blades.

Paint cowl and prop hub white

Paint tip white



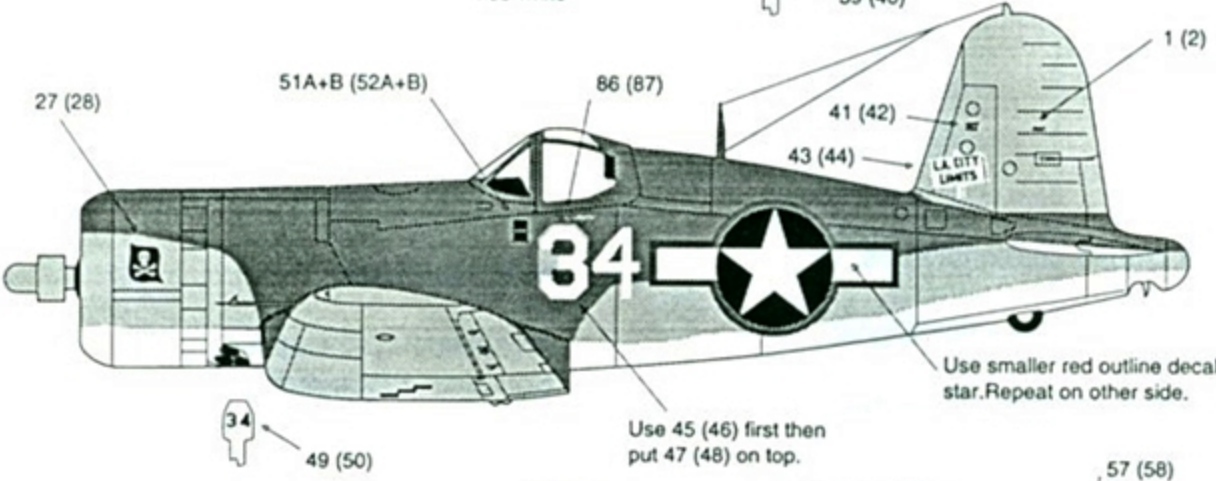
F4U-1A, #15, from VF-17 and flown by Lt.Jg. Daniel G. Cunningham at Bougainville, 1944. Camouflage is Sea Blue/ Intermediate Blue/ White.



F4U-1A (BuNo. 50042), #042 from VMF-321 "Hell's Angels" aboard USS Kwajalein during raids on Rota and Pagan Islands, 1943. Pilot was Lt. J.J. O'Connell, and camouflage is Sea Blue/ Intermediate Blue/ White.

Paint cowl and prop hub white

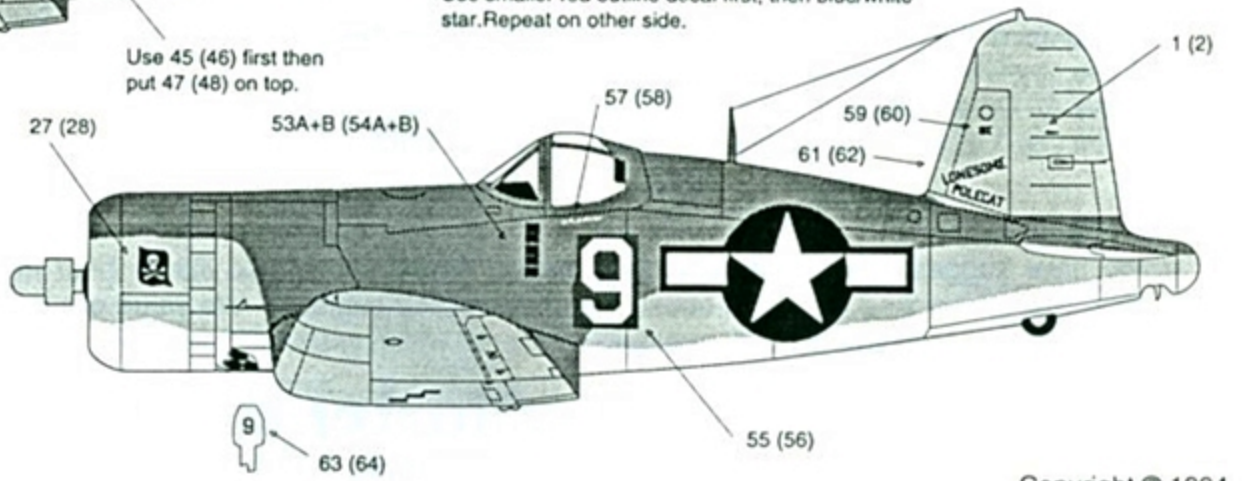
Paint tip white



F4U-1A, #34 "L.A. CITY LIMITS" from VF-17 and flown by Lt.Jg. Doris "Chico" Freeman at Ondonga 1943. Camouflage is Sea Blue/ Intermediate Blue/ White.

Use smaller red outline decal first, then blue/white star. Repeat on other side.

Use 45 (46) first then put 47 (48) on top.

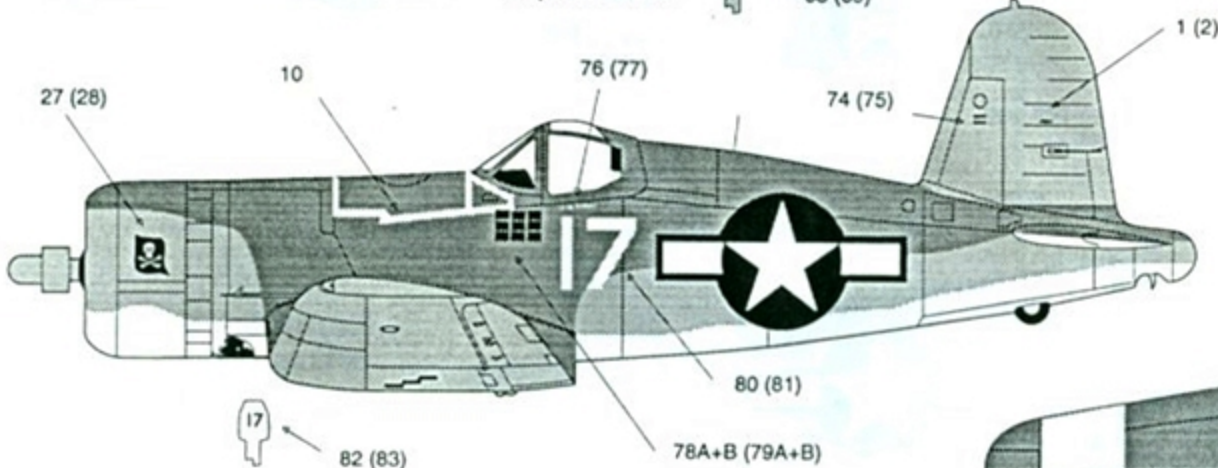
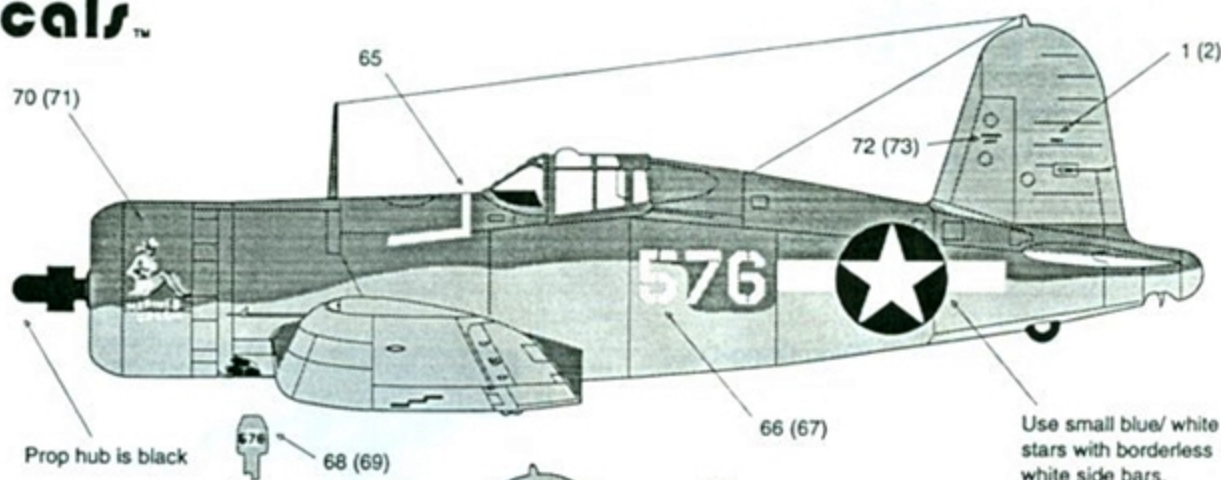


F4U-1A, #9 "LONESOME POLECAT" from VF-17 and flown by Lt.Jg. Merl W. Davenport at Bougainville, 1944. Camouflage is Sea Blue/ Intermediate Blue/ White.


AeroMaster Decals™

F4U-1 (BuNo. 02576) from VMF-222 on Bougainville, 1943. Camouflage is Blue Gray/ Light Gray.

Note: apply white backgrounds (#A) for Japanese kill markings before applying red flag overlay (#B).



F4U-1A, #17, from VF-17 and flown by ace Lt.Jg. Roger R. Hedrick on Bougainville, 1944. Camouflage is Sea Blue/ Intermediate Blue/ White. Note: modify item 10 to match drawing.



Use large (45") U.S. National Insignia from AeroMaster Sheet #48-054. On "L.A. CITY LIMITS" use large red outline version (provided). On "MARINES DREAM" use large blue/white star with white borderless side bars (provided).

We recommend **AeroMaster Warbird Colors** to compliment your high quality **AMD** decals

Colors required to complete the aircraft depicted on this decal sheet.

9001 Black	9005 Red
9002 White	9012 Flat clear
9003 Yellow	9044 U.S. Sea Blue ANA 607
9004 Blue	9046 U.S. Intermediate Blue ANA 608
9010 Tire Black	

References:

1. F4U Corsair in Action, Aircraft #29, Squadron/Signal Pubs, by Jim Sullivan, 1977.
2. F4U-Corsair in Color, Flying Colors Series, Squadron/Signal Pubs., by Jim Sullivan, 1981.
3. Markings of the Aces-US Navy, Book 2, Kookaburra Technical Pubs., by Charles Graham & Richard Hill, 1972.
4. Navy Air Colors Volume 1- 1911-1945, Squadron/Signal Pubs., by T.E. Doll, B. R. Jackson, and W. A. Riley, 1983.

Suggested Kits:

Arii/Otaki F4U-1 Corsair
Squadron Products Birdcage canopy

If you have suggestions for future subject matter, AeroMaster would like to hear from you. Our goal is to provide high quality, well researched decals of unusual and interesting subjects. We value our customers' input, so if you have specific suggestions or photographs of unusual subject matter which you would be willing to share, please contact:

AeroMaster Decals™

3615 NW 20th Ave • Miami, Florida 33142 • USA