



# XTRADECAL

# X48148

## Bristol Beaufighter Mk.X, TF.Mk.X, Mk.21 & TT.Mk.21



For the best results these decals should be applied to a gloss surface such as provided by either Xtracolor or Xtracrylix paints. Cut out the decal required and soak in warm water until the decal is released from the backing paper. Wet the area to be decaled with MICRO SET which will help to eliminate air trapped under the decal and position the decal.

After 5 or 10 minutes wet the decal with MICRO SOL which will soften the decal and ensure that it settles down over any surface detail. Allow the decal to dry for at least 12 hours. During this time some wrinkling of the decal may occur, this is normal. Do not touch the decal at this time.

Carefully check for small air bubbles and if there are any prick with a needle and apply a drop of MICRO SOL. After all air bubbles have been eliminated and the decals are dry wash the entire model with water to remove any excess decal adhesive.

When completely dry the whole model should be sprayed with a coat of Xtracolor or Xtracrylix Flat, Satin or Gloss varnish depending on the finish required.

Store in a cool dry place, avoid sunlight, dampness or extremes of temperature and/or humidity.

# HANNANTS

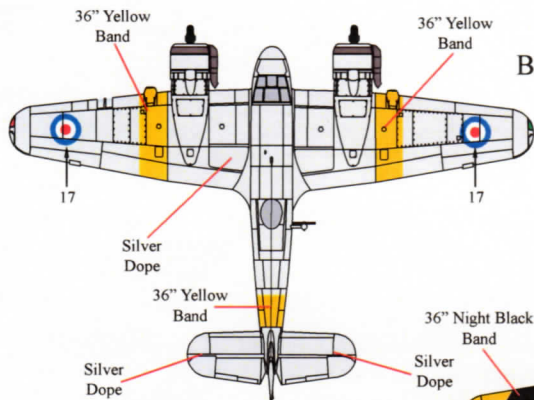
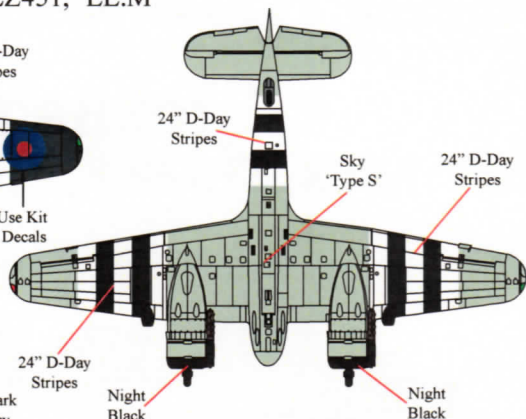
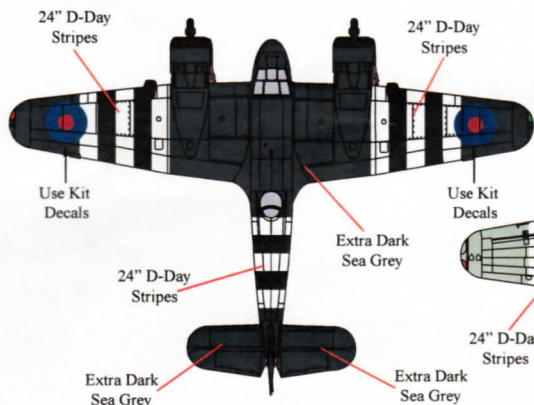
[www.hannants.co.uk](http://www.hannants.co.uk)

Harbour Road, Oulton Broad, Lowestoft, Suffolk, NR32 3LZ

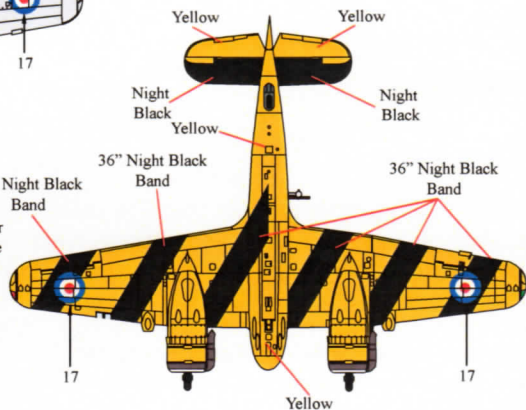
Phone +44 1502 517444

Fax +44 1502 500521

Bristol Beaufighter TF.Mk.X,  
 LZ451, 'EE.M'



Bristol Beaufighter TT.Mk.21,  
 A8-357



**MModelers Note:**

Quite a number of Coastal Command Beaufighters had Red Oxide Sealant applied around the wing root join, most likely to keep salt water from weakening these important areas.

**Paints:**

The colours used on these aircraft can be found in the Xtracolor (prefix number with X) and Xtracrylix (prefix number with XA1) range of paints.

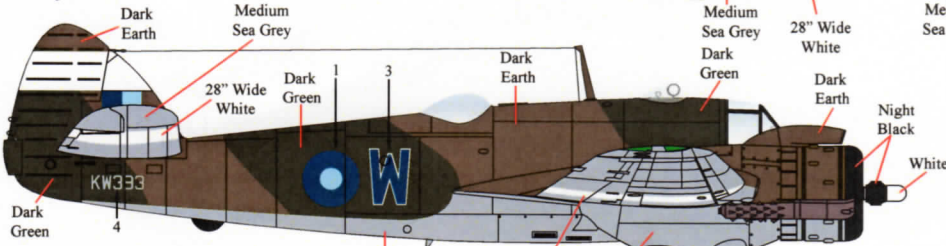
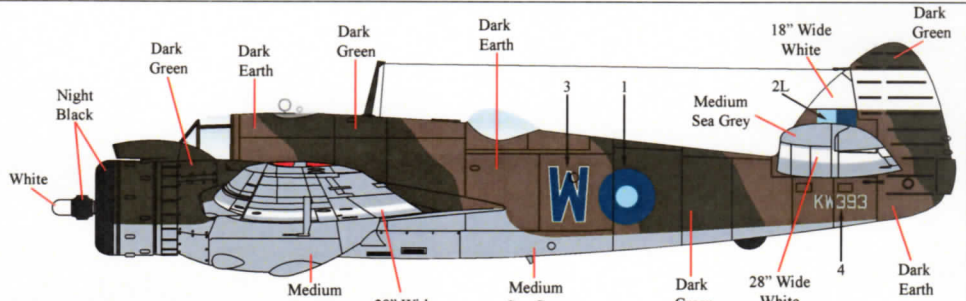
**Xtracolor Paints**

- X001 Dark Green
- X002 Dark Earth
- X003 Medium Sea Grey
- X005 Extra Dark Sea Grey
- X007 Sky 'Type S'
- X011 Trainer Yellow
- X012 Night Black
- X025 Dark Slate Grey
- X405 Matt White
- X504 Exhaust

**Xtracrylix Paints**

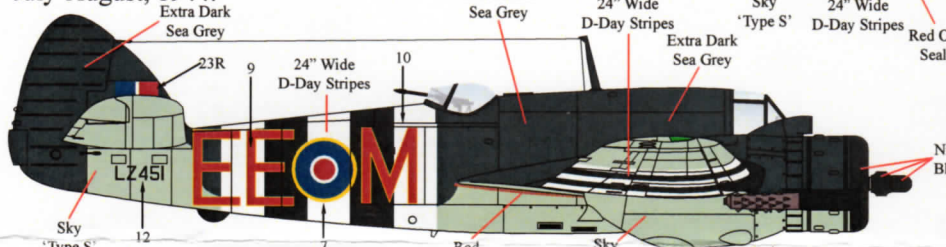
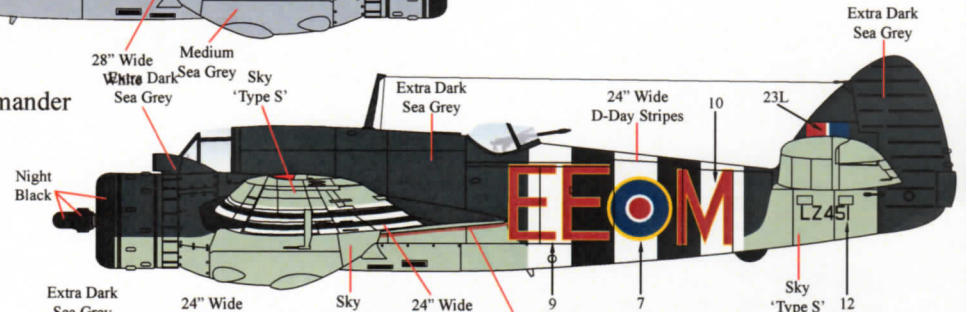
- XA1001 Dark Green
- XA1002 Dark Earth
- XA1003 Medium Sea Grey
- XA1005 Extra Dark Sea Grey
- XA1007 Sky 'Type S'
- XA1011 Trainer Yellow
- XA1012 Night Black
- XA1025 Dark Slate Grey
- XA1141 Matt White

Bristol Beaufighter Mk.X,  
 KW393, 'W'  
 of 27 Squadron,  
 RAF, based in Burma,  
 early, 1945.



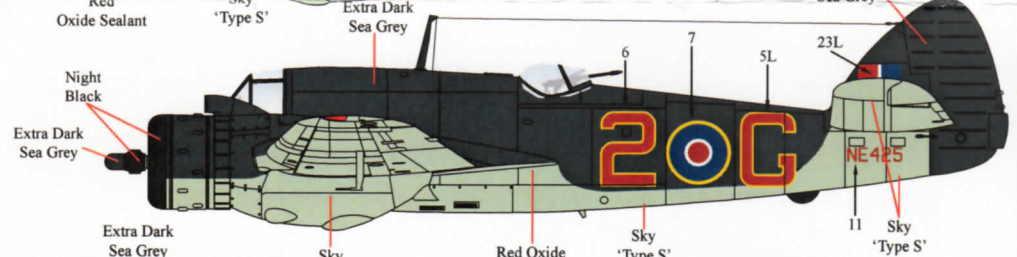
**Modellers Note:**  
 This option had the larger engine intake scoops fitted.

Bristol Beaufighter TF.Mk.X,  
 LZ451, 'EE.M' flown by Wing Commander  
 Alfred Kitchener Gatward DSO  
 of 404 Squadron, RCAF,  
 RAF Coastal Command  
 based at RAF Strubby,  
 Lincolnshire, UK,  
 July-August, 1944.



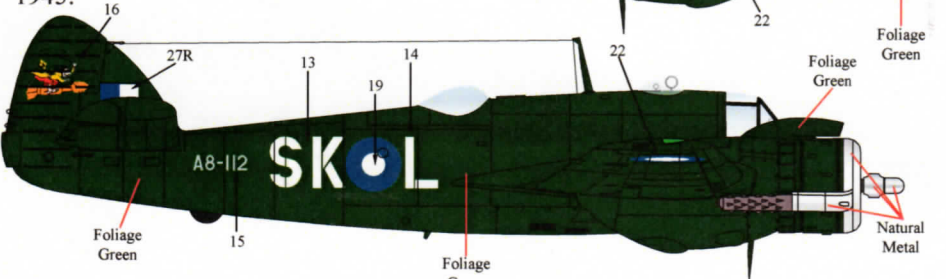
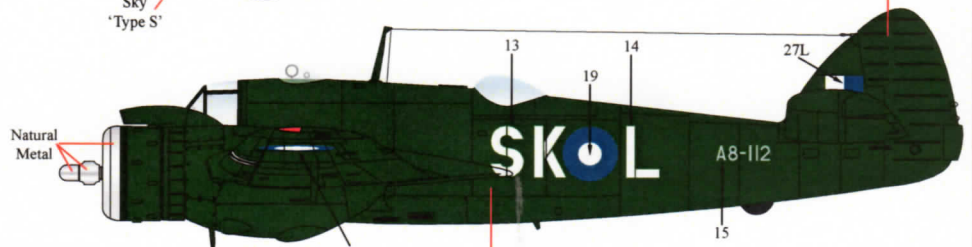
**Modellers Note:**  
 This option had the shorter engine intake scoops and a nose mounted strike camera fitted. The Coastal Command aircraft were heavily weathered in their appearance.

Bristol Beaufighter TF.Mk.X,  
 NE425, '2.G'  
 of 404 Squadron, RCAF,  
 RAF Coastal Command  
 based at RAF Davidstow Moor,  
 North Cornwall,  
 UK, 1945.



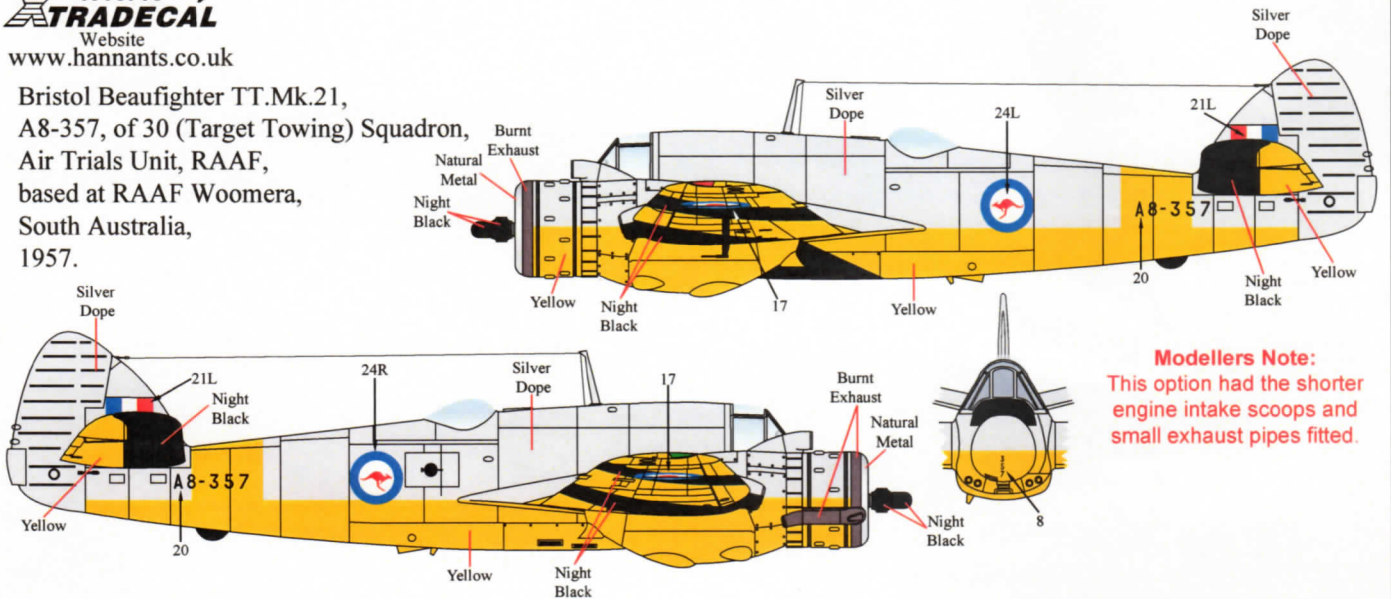
**Modellers Note:**  
 This option had the shorter engine intake scoops and a nose mounted strike camera fitted. The Coastal Command aircraft were heavily weathered in their appearance.

Bristol Beaufighter Mk.21,  
 A8-112, 'SK.L' flown by  
 Flight Lieutenant Carter and  
 Flight Sergeant Noaks  
 of 93 Squadron, RAAF,  
 based at Morotai Island,  
 north of Borneo,  
 1945.

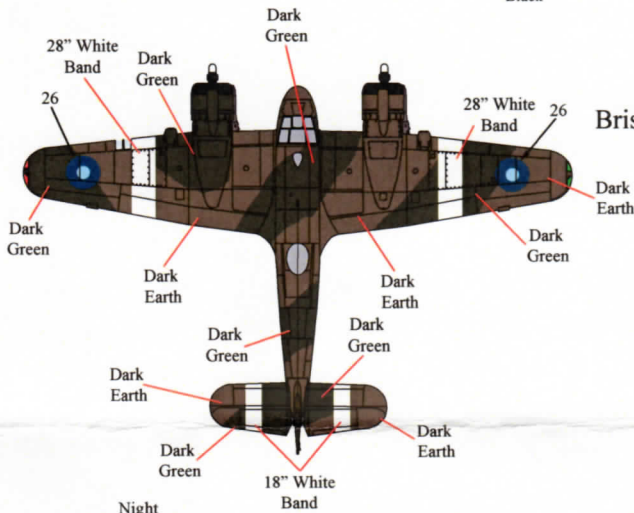


**Modellers Note:**  
 This option had the larger engine intake scoops fitted.

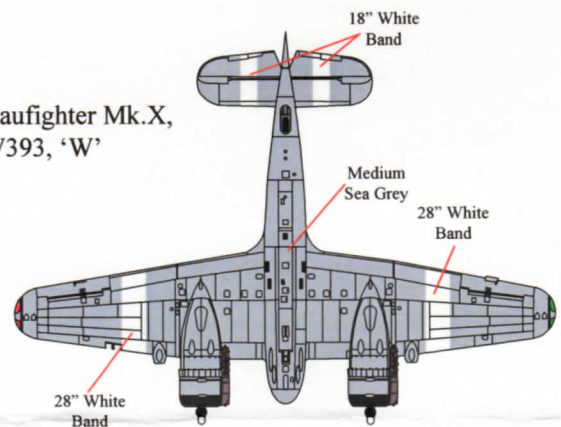
Bristol Beaufighter TT.Mk.21,  
A8-357, of 30 (Target Towing) Squadron,  
Air Trials Unit, RAAF,  
based at RAAF Woomera,  
South Australia,  
1957.



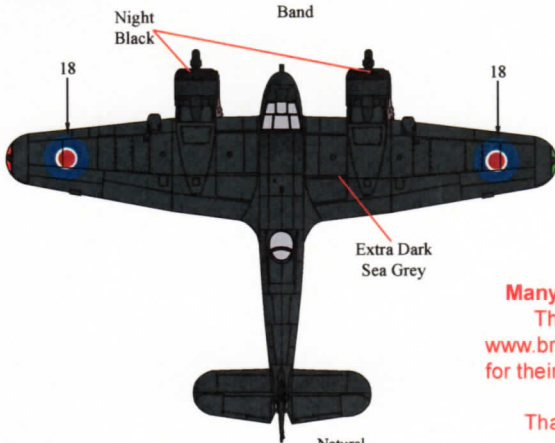
**Modellers Note:**  
This option had the shorter  
engine intake scoops and  
small exhaust pipes fitted.



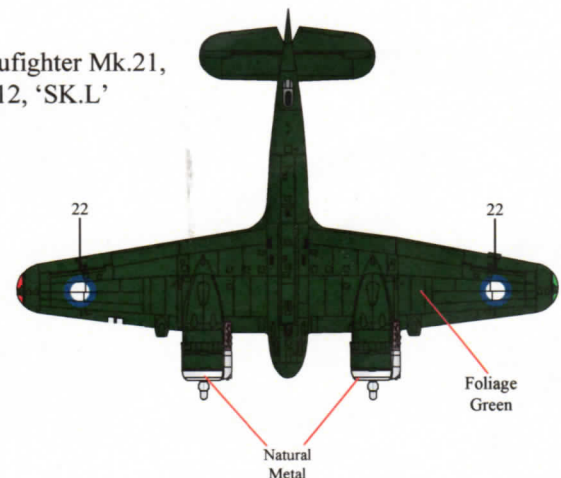
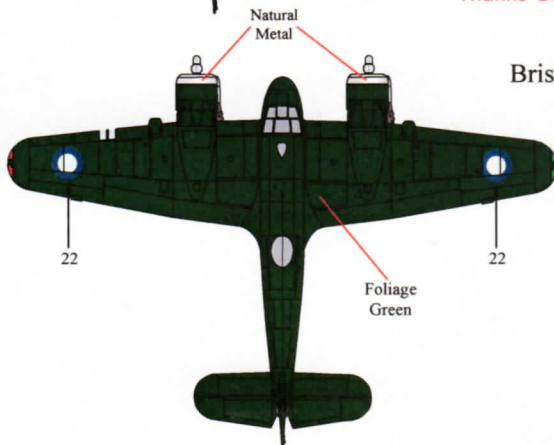
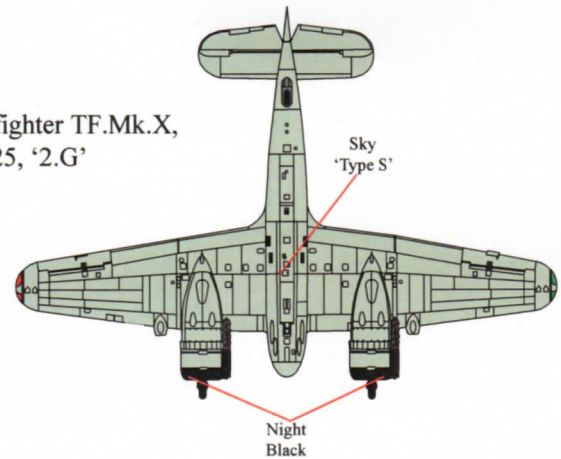
Bristol Beaufighter Mk.X,  
KW393, 'W'



Bristol Beaufighter TF.Mk.X,  
NE425, '2.G'



Bristol Beaufighter Mk.21,  
A8-112, 'SK.L'



**Many Thanks to:**  
The guys at  
[www.britmodeller.com](http://www.britmodeller.com)  
for their input with this  
sheet.  
Thanks Guys!