


AC48021C – Blackburn Roc or Skua Wingfold Set


1. This set has been designed to be used with the relevant Special Hobby kits.
2. This is a six part resin set consisting of a new lower wing (that replace the relevant kit part), lower wing insert panel (to be used with the **Roc only**, i.e. the roc does not have the hollow section in the lower wing) replacement wheel well parts and two inserts for the outer wingfold. No cuts are required to fit this set, however the outer wing sections will require the plastic to be thinned to allow the inserts to be fitted.
3. As can be seen in **Picture 1** we recommend that the modeller drills a small hole to accept a metal pin (not supplied with this set) to strengthen the joint. Note there are very small index points in the resin, for positioning of the metal pin. We suggest that the pin is fitted to outer wing joint first (as shown) and then the wing can be positioned as shown in **Pictures 2 and 3**.
4. Please wash all parts in warm soapy water. Any parts that would benefit from slight straightening or small adjustments to the shape, can be placed in HOT running tap water and with care the modeller can reshape the part.
5. Resin parts only glue with super glues and a mask should be worn when sanding resin parts.
6. To fill resin use "Super Glue" or "Milliput", as these are better fillers to use with resin products.
7. Avoid using styrene fillers, such as "Green Stuff".
8. Should you have any problems with the product or instructions, please feel free to contact me at the address below.

Thank you for supporting us by purchasing this product. We reserve the right to improve the quality of our products. If you have any comments or suggestions we would appreciate hearing from you.


This kit is intended for modellers with some modelling experience and is not suitable for children. There are sufficient parts to complete one model.



Picture 1



Picture 2



Picture 3



Contents

Masters by: Colin Pickett