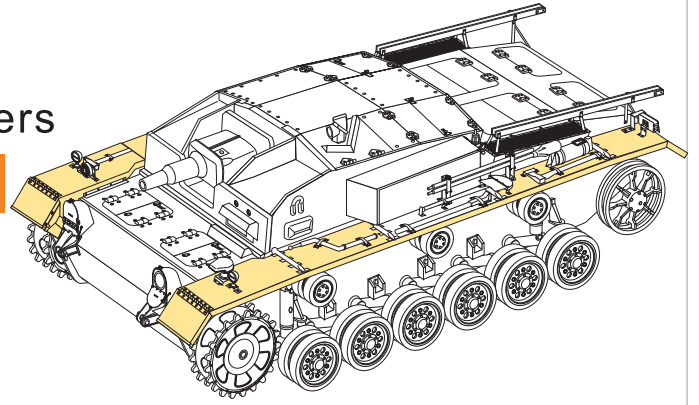


1/35 MILITARY MINIATURE VEHICLE UPGRADE SERIES PE35837


WWII German StuG.III Ausf.E fenders

二战德军III号突击炮E型全结构翼子板改造件

[For DRAGON 6688]



推荐使用工具 RECOMMENDED TOOLS



快干胶 Super glue 尖嘴钳 Needle nose pliers 镊子 Tweezers 美工刀 Craft knife 笔钻 pin vice

↑ 安装 install

↙ 折叠 bend

A1
改造件零件编号
PE/resin part number

B12
原零件编号
kit part number

C22
被替换的原零件编号
replaced kit part number

◀▶ 另一侧相同制作
repeat on opposite side

✂ 切除 remove

▨ 打磨 grind off

↻ 弧度卷曲
radial bending

x2
制作若干组
multiple assembly

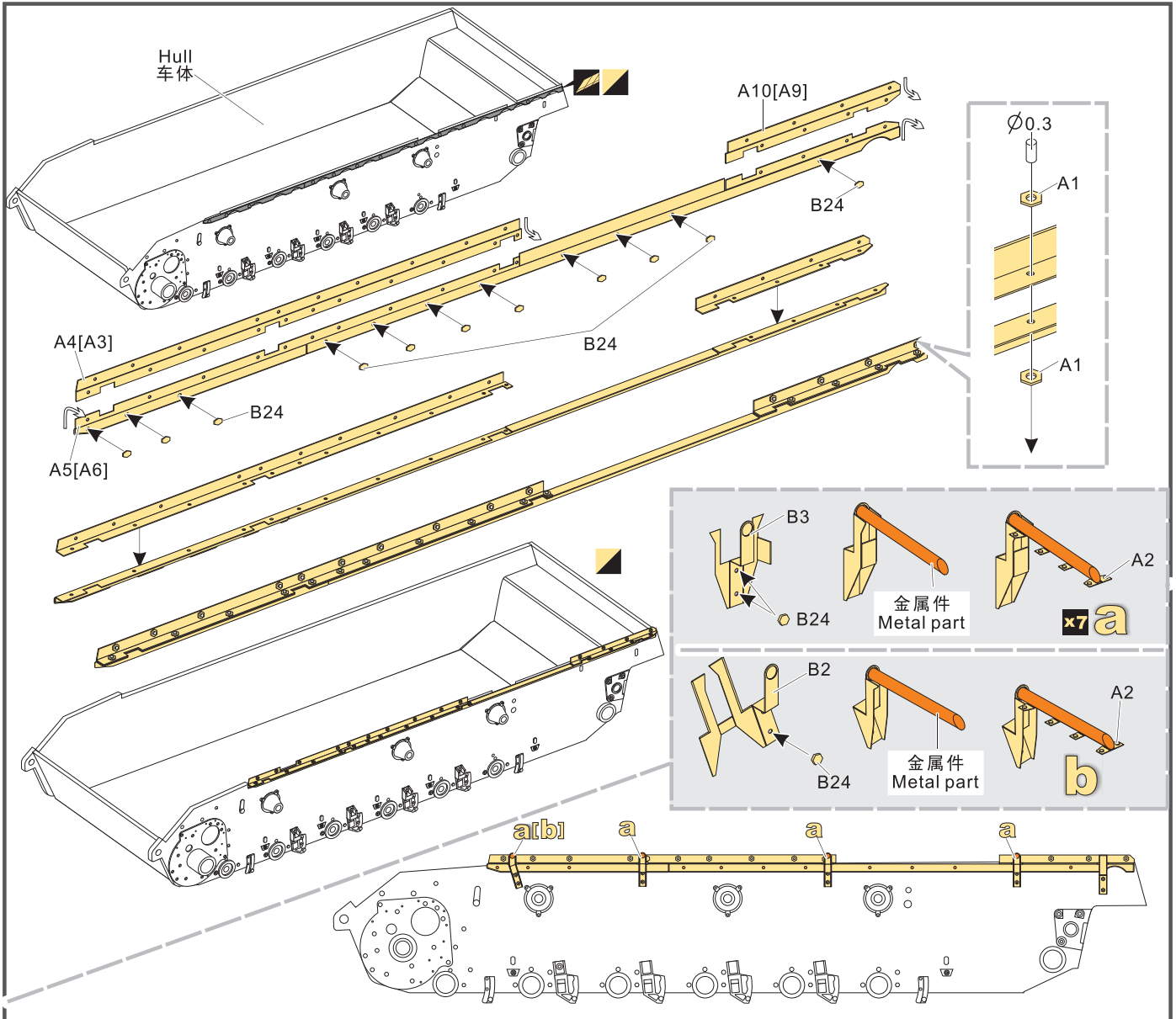
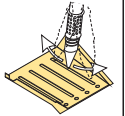
⇄ 选择安装
alternative

📏 用铜管制作
make from brass tube

↓
用尖端在凹槽处冲压
use penpoint to press on the dent

▭ 蚀刻片零件内朝面向上
Put the part upside down

用笔尖在凹槽处刺
Use penpoint to press on the dent



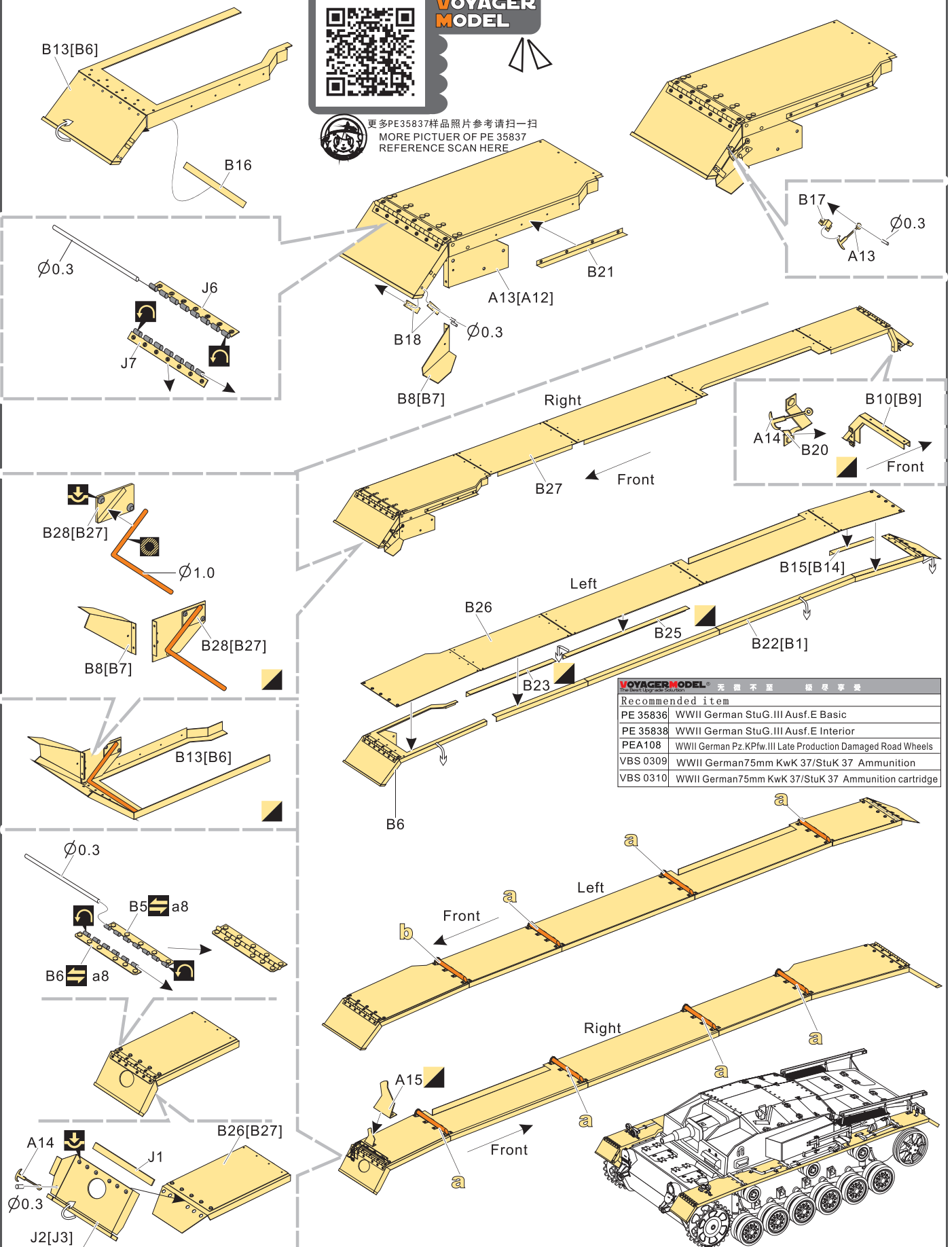
1/35 MILITARY MINIATURE VEHICLE UPGRADE SERIES PE35837



**VOYAGER
MODEL**



更多PE35837样品照片参考请扫一扫
MORE PICTUR OF PE 35837
REFERENCE SCAN HERE



VOYAGERMODEL [®] 无微不至 极尽享受	
Recommended item	
PE 35836	WWII German StuG.III Ausf.E Basic
PE 35838	WWII German StuG.III Ausf.E Interior
PEA108	WWII German Pz.KPfw.III Late Production Damaged Road Wheels
VBS 0309	WWII German 75mm KwK 37/StuK 37 Ammunition
VBS 0310	WWII German 75mm KwK 37/StuK 37 Ammunition cartridge