



RAAF BOEING WASHINGTON B.1 1952 - 1956



In Mid 1952 the RAF transferred two Boeing Washington B.1 Bombers in to the RAAF Inventory of aircraft. The aircraft were WW353 and WW354, these aircraft were sent to ARDU at Woomera in South Australia. There they would be used for Weapons and Boombing trials. During there time in Australian service, the two washingtons recorded a total of 174 flying hours before being stored and scrapped in 1956.



REFERENCE:
Military Aircraft of Australia
By Stewart Wilson

Australian Military Aircraft
By Ross Gillett

INSTRUCTIONS:

Preparing the surface

1. For the best results with the colour decals we recommend that you apply the white decals or paint the area white where the decals will be placed.
2. Once these are dry you can proceed with the remaining decal application.

Applying decals

1. When you are ready to start applying the decals we recommend that you cut as close to the item as possible to achieve the best results.
2. When soaking in water, you only need to soak them for a maximum of 11 seconds and then slide the item off the paper and straight on to the model.
3. Once on the model and in the right position, lightly press down on it with a dry tissue to soak up the excess water.
4. Once the decal has set and is dry you may then start to trim any excess if required.

Finishing touches

1. Once the decals have dried and you have cut off any excess. You may need to touch up the model with some paint.
2. When you have finished the touch up you will then need to spray a clear gloss lacquer over the decal area.

Notes:

These decals are still raw and do not have a clear varnish finish on them. This is to prevent them from cracking and turning yellow in storage. However, there is a thin film of oil on them so before you apply any clear lacquer to the applied film, we recommend that you give them a light wipe over with a damp soapy cloth. Then you can apply lacquer to your model.

Warning: Be very gentle with the decal film when applying to model. As the decal film is very thin and may tear if mistreated.

We hope you enjoy these decals!

PETER MAHONEY

Owner / Manager


Hawkeye Models Australia

www.hawkeyemodels.com.au

peter@hawkeyemodels.com.au

 WW353 3 WW353
WW353

 WW354 4 WW354
WW354



 WW353 3 WW353
WW353

 WW354 4 WW354
WW354

