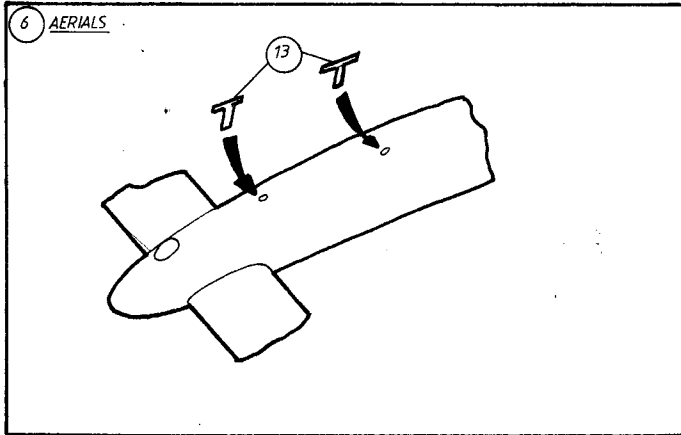
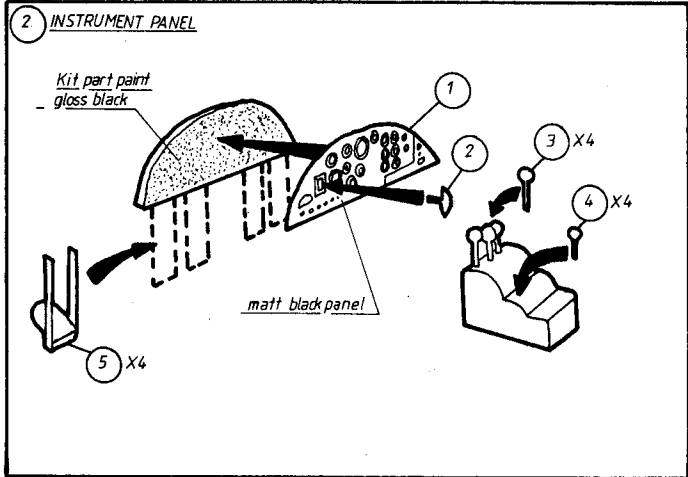
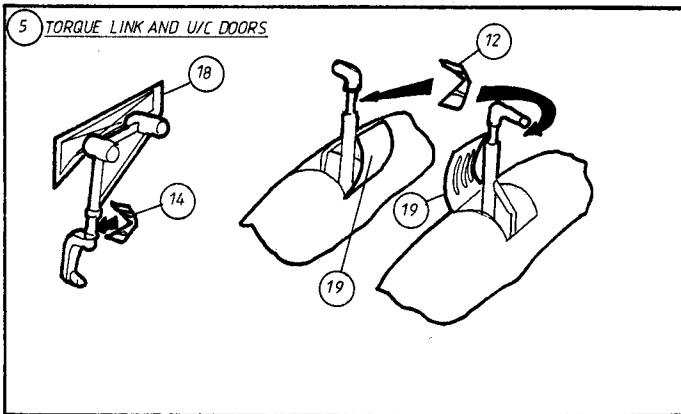
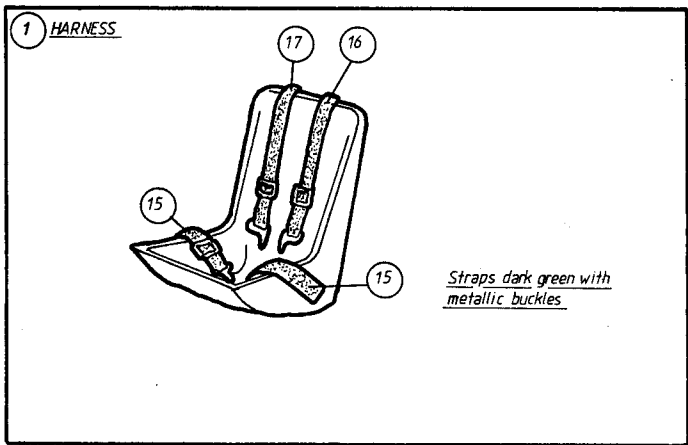
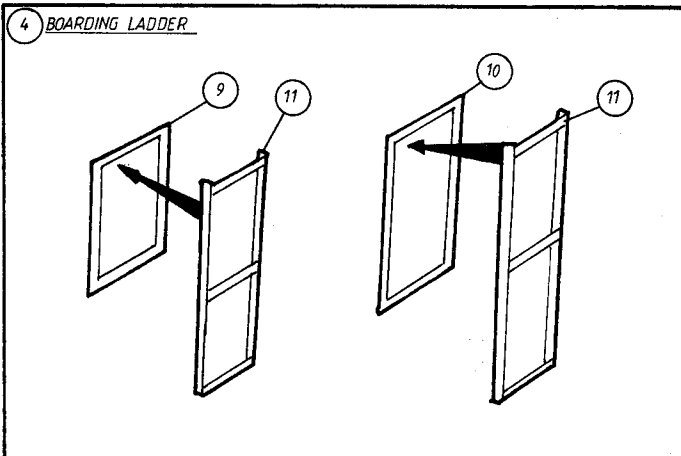


AIRWAVES FOR COLLECTOR MODELLERS
 NOT FOR CHILDREN
B-25 MITCHELL COCKPIT

This detail set is manufactured from photo etched brass sheet and is for use on the Italeri model kit.
 Prior to using fret wash in liquid detergent and rinse in clean water to deflux and clean parts.
 To separate parts support fret on a firm surface such as a ceramic tile and cut as near to the part as possible using a new sharp blade. Tag scars can be cleaned by holding part in pliers and using a fine file. To fold part, support evenly up to line of fold and fold in one go using a blade for leverage.
 For assembly of parts use superglue or five minute epoxy. Prior to painting, prime parts using matt enamel or self etching primer. Position of parts in diagrams is for guidance only for final position and coloring consult reference material details of which are elsewhere on this sheet.
 Airwaves are manufactured and distributed by E.D. Models, 64 Stratford Road, Shirley, Solihull, West Midlands B90 3LP, England. Telephone: 021-744-7488 Fax: 021-733-2591.

Note that only the best materials are used in the manufacture of Airwaves sets and that any waste is safely disposed of protecting the environment.

For further helpful hints to using etched brass and for full details of the extensive Airwaves range including tools and templates get a copy of the latest Airwaves illustrated catalogue.



Recommended Reference Material
 Pilot's manual for B-25 Mitchell — Aviation Publications
 B-25 Mitchell — Motorbooks International

