
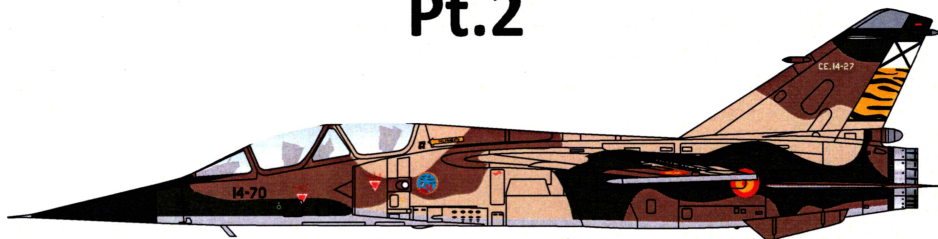


# XTRADECAL

# X72254

## Dassault Mirage F.1 Pt.2



For the best results these decals should be applied to a gloss surface such as provided by either Xtracolor or Xtracrylix paints. Cut out the decal required and soak in warm water until the decal is released from the backing paper. Wet the area to be decaled with MICRO SET which will help to eliminate air trapped under the decal and position the decal.

After 5 or 10 minutes wet the decal with MICRO SOL which will soften the decal and ensure that it settles down over any surface detail. Allow the decal to dry for at least 12 hours. During this time some wrinkling of the decal may occur, this is normal. Do not touch the decal at this time.

Carefully check for small air bubbles and if there are any prick with a needle and apply a drop of MICRO SOL. After all air bubbles have been eliminated and the decals are dry wash the entire model with water to remove any excess decal adhesive.

When completely dry the whole model should be sprayed with a coat of Xtracolor or Xtracrylix Flat, Satin or Gloss varnish depending on the finish required.

Store in a cool dry place, avoid sunlight, dampness or extremes of temperature and/or humidity.

# HANNANTS

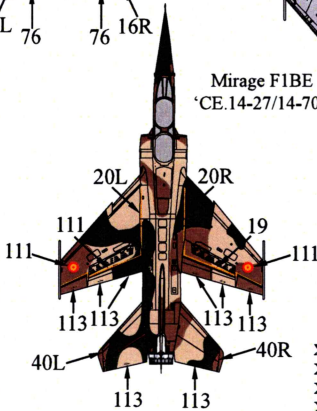
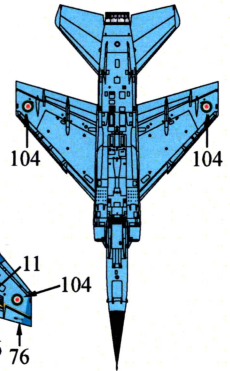
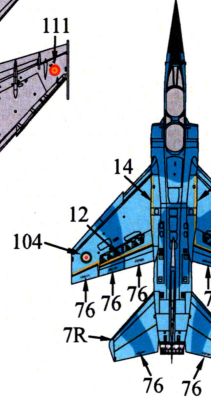
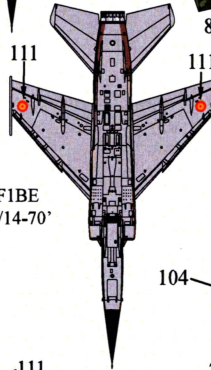
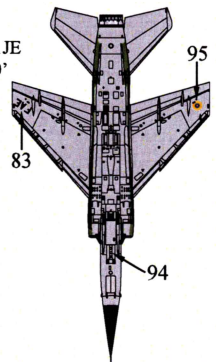
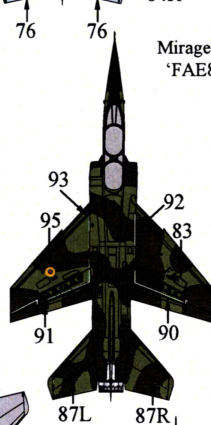
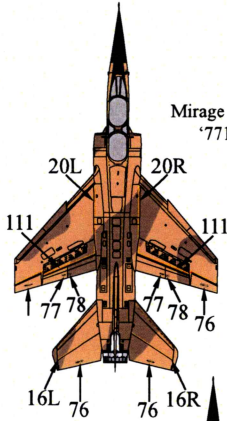

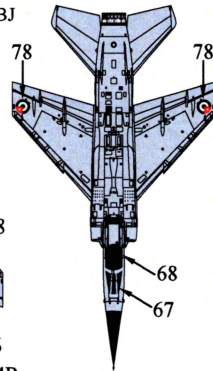

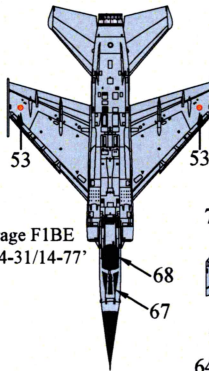
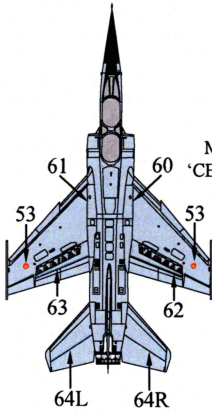
[www.hannants.co.uk](http://www.hannants.co.uk)

Harbour Road, Oulton Broad, Lowestoft, Suffolk, NR32 3LZ

Phone +44 1502 517444

Fax +44 1502 500521

E-Mail [sales@hannants.co.uk](mailto:sales@hannants.co.uk)



Mirage F1BQ  
 '3-6406/10'

**Xtracolor Paints**

- X110 FS34079 Forest Green
- X118 FS34159 SAC Blue/Green
- X126 FS35237 Dark Blue/Grey
- X135 FS36320 Dark Compass Grey
- X138 FS 16473 ADC Grey
- X140 FS36622 Light Grey
- X377 Bleu de Mirage
- X501 Silver

**Xtracrylix Paints**

- XA1110 FS34079 Forest Green
- XA1118 FS34159 SAC Blue/Green
- XA1126 FS35237 Dark Blue/Grey
- XA1135 FS36320 Dark Compass Grey
- XA1138 FS 16473 ADC Grey
- XA1140 FS36622 Light Grey

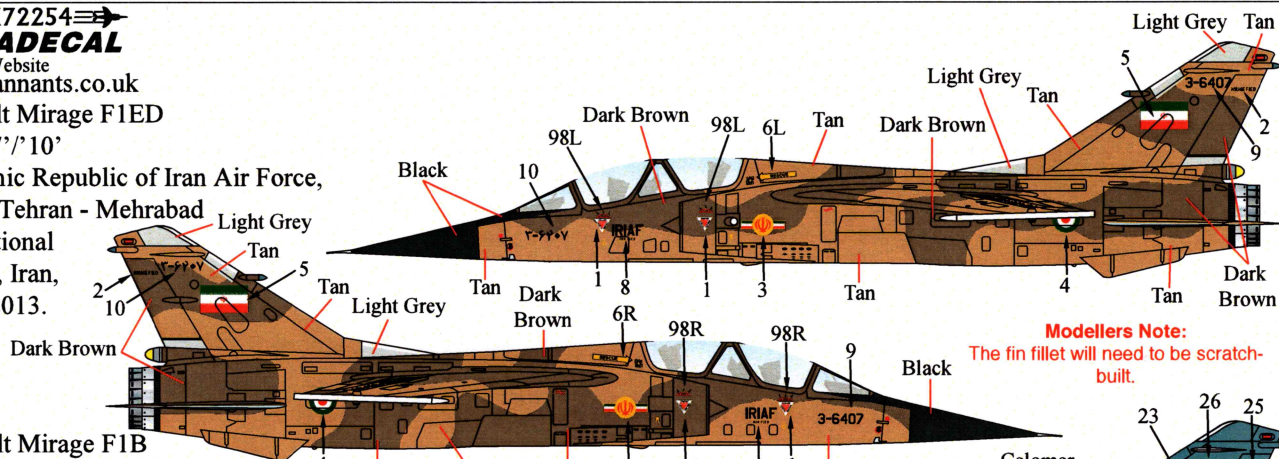
**Paints:**

The colours used on these aircraft can be found in the Xtracolor (prefix number with X) and Xtracrylix (prefix number with XA1) range of paints.

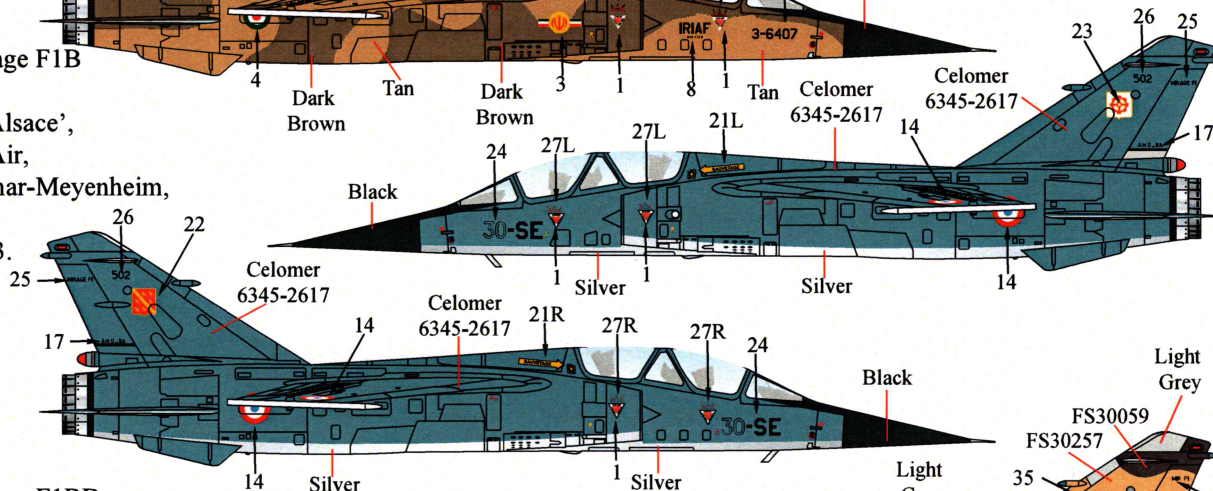


Website  
www.hannants.co.uk  
Dassault Mirage F1ED  
'3-6407'/'10'

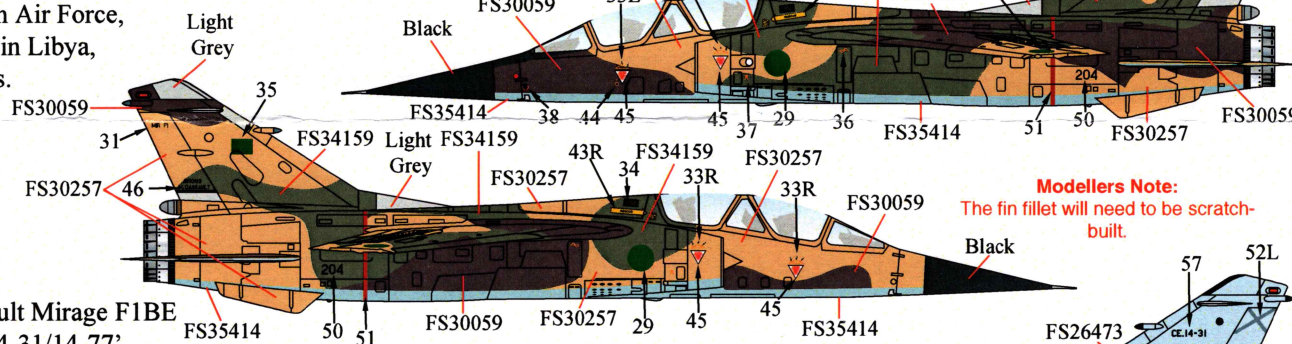
of Islamic Republic of Iran Air Force,  
seen at Tehran - Mehrabad  
International  
Airport, Iran,  
April, 2013.



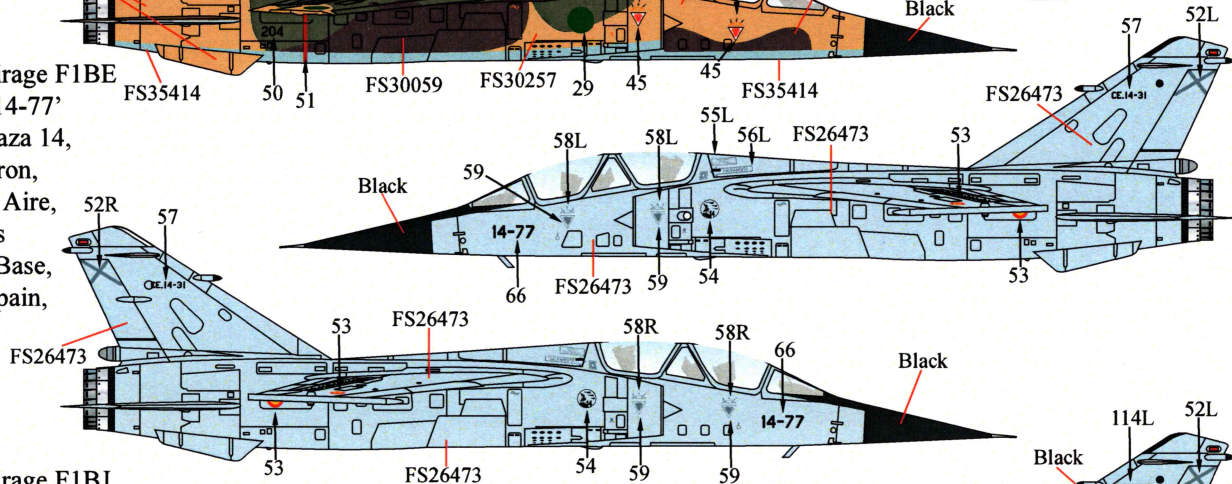
Dassault Mirage F1B  
'502/30-SE'  
of EC 1/30 'Alsace',  
Armee de l' Air,  
based at Colmar-Meyenheim,  
France,  
October, 1993.



Dassault Mirage F1BD  
'204'  
Libyan Air Force,  
based in Libya,  
1990's.



Dassault Mirage F1BE  
'CE.14-31/14-77'  
of Ala de Caza 14,  
142 Escuadron,  
Ejército del Aire,  
based at Los  
Llanos Air Base,  
Albacete, Spain,  
2003.



Dassault Mirage F1BJ  
'711'  
of Royal Jordanian Air Force,  
based in Jordan,  
1990s.

