


EagleCals
EC#48

- 1/72
- 1/48 1/32


Messerschmitt Bf 109 G-4

JG 27, JG 52, JG 53


eagle
EDITIONS LTD.



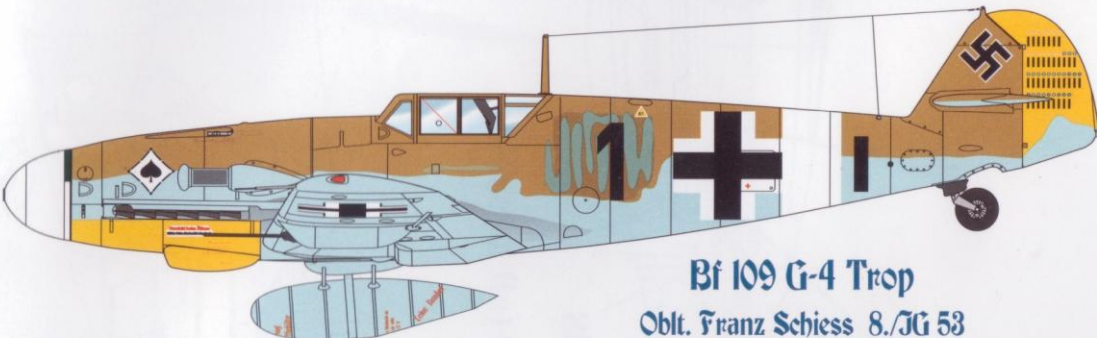
Bf 109 G-4
I./JG 27



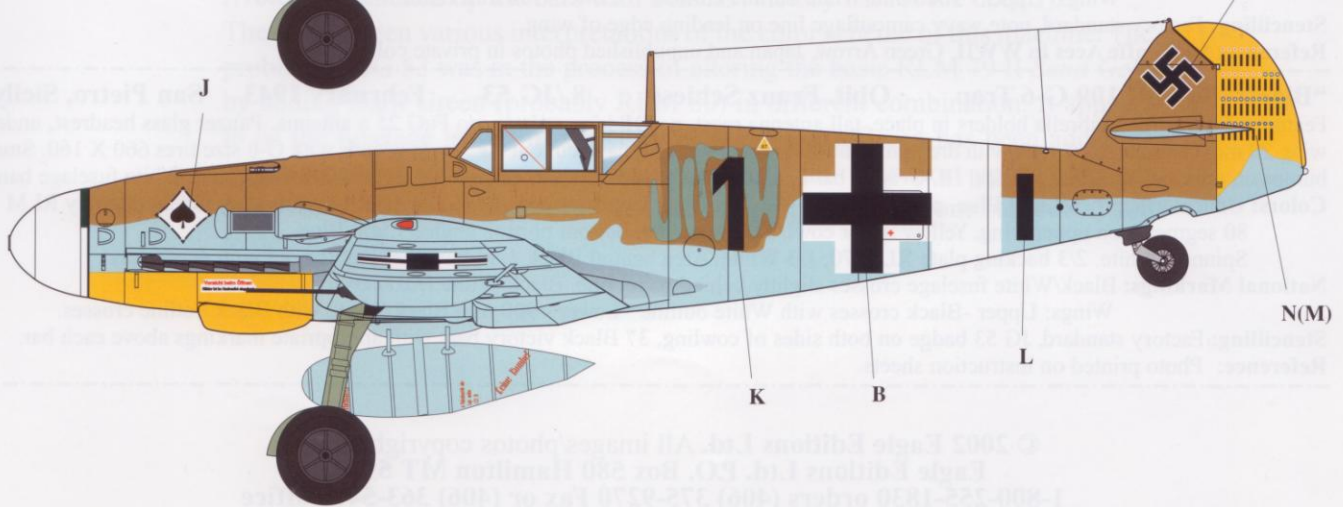
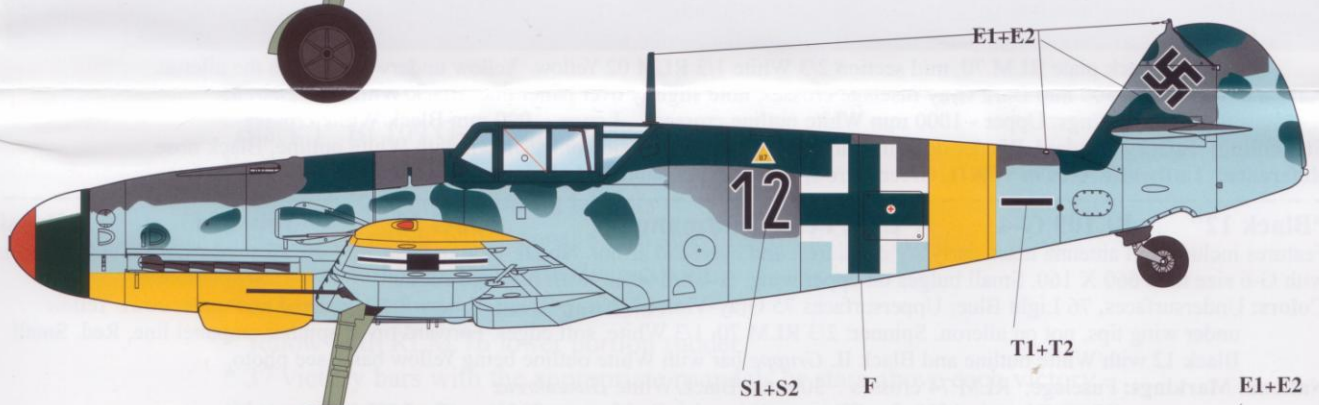


Bf 109 G-4
Fw. Hans Waldmann 6./JG 52



Bf 109 G-4
Uffz. Peter Düttmann 5./JG 52



Bf 109 G-4 Trop
Oblt. Franz Schiess 8./JG 53



RLM 02	RLM 04	RLM 23	RLM 24	RLM 74	RLM 75	RLM 76	RLM 79 II

EagleCals #48

Messerschmitt Bf 109 G-4s JG 27, JG 52 and JG 53

From the modeler's perspective, the G-4 version of the Bf 109 series is a kind of transition aircraft between the G-2 and the G-6 types. The first G-4s were delivered to fighter units in late 1942. Like other variants, there was some cross over into the new types earlier manufactured aircraft. Here are the G-4 characteristics:

* Antenna lead-in wire moved to rear fuselage.

* 660mm X 160mm size tires mounted on the spiked main wheel requiring the tear drop shape bumps on the upper wing to accommodate the larger wheels. Some early G-4s still had the small 650 mm X 150 mm main wheels.

* 350 mm X 135 mm tail wheels same as G-6s.

* The axle of the main wheel was changed so the wheel would now be at a more vertical angle.

For accurate color reference we recommend the Luftwaffe Color Chart published by Eagle Editions Ltd. featuring paint chips prepared by Warnecke and Böhm available from your local hobby shop or Eagle Editions Ltd.

Resin EagleParts for the Bf 109:

EP#20-32 Corrected spinner for the Hasegawa "G" series

EP#21-32 Corrected drop tank for the Hasegawa "G" series

EP#22-32 Battery Box for G-6 and G-14

EP#23-32 Corrected ETC rack for drop tanks

"White 25" Bf 109 G-4 1./JG 27 Early 1944 Fels, Northern Austria

Features include: tall antenna mast, early style headrest and overhead armor. FuG 25 a antenna, 20 mm underwing cannons, small bulges on top of wings for tires. G-6 size and style of tail wheel with fuselage cut out. No DF loop or base.

Colors: Undersurfaces, 76 Light Blue; Uppersurfaces 75 Gray-Violet/74 Gray-Green. 04 Yellow undercowling and rudder.

Black wing root area. White 25 with thin Black outline. Spinner: 2/3 RLM 70 with 1/3 White front portion.

National Markings: 900 mm Black/White fuselage crosses. Black/White *Hakenkreuz*

Wings: Upper - 1000 mm Black with White outline crosses Lower - 900 mm Black/White crosses provisional

Stencilling: Factory standard. I. *Gruppe* emblem on both sides of cowl.

Reference: Prien, Jochen; Rodeike, Peter: **Messerschmitt Bf 109 F,G,K.**

"Yellow 3" Bf 109 G-4 Fw. Hans Waldmann 6./JG 52 June 1943 Russia

Features include tall antenna mast, no FuG 25 a antenna or DF loop and bar. Early style headrest and over head armor. "F" style spoke wheels with G-6 size tires 660 X 160. G-6 size tail wheel with fuselage cut out. Small wing bulges for tires.

Colors: Undersurfaces, 76 Light Blue; Uppersurfaces 75 Gray-Violet/74 Gray-Green. Yellow fuselage band and undercowl, small Yellow 3 over patches of Dark Green. Short Yellow II. *Gruppe* bar behind band.

Spinner; back plate RLM 70, mid section 2/3 White 1/3 RLM 02 Yellow. Yellow underwing tips on the aileron.

National Markings: 900 mm Dark Gray fuselage crosses, note slightly over panel line. Black/White *Hakenkreuz*

Wings: Upper - 1000 mm White outline crosses Lower - 900 mm Black/White crosses

Stencilling: Factory standard, Wiener dog emblem under cockpit, port side only. Brown with White outline, Black nose.

Reference: **Luftwaffe Aces in WWII**, Green Arrow, Japan and unpublished photos in private collection.

"Black 12" Bf 109 G-4 Uffz. Peter Düttmann 5./JG 52 July 1943 Russia

Features include Tall antenna mast, early style headrest and overhead armor. No DF loop or base, no FuG 25 a antenna. "F" style wheels with G-6 size tires 660 X 160. Small bulges on upper wing, G-6 tail wheel with fuselage cut out.

Colors: Undersurfaces, 76 Light Blue; Uppersurfaces 75 Gray-Violet/74 Gray-Green. Yellow fuselage band and under cowl. Yellow under wing tips, not on aileron. Spinner: 2/3 RLM 70, 1/3 White, soft edges. Forward tip of spinner on panel line, Red. Small Black 12 with White outline and Black II. *Gruppe* bar with White outline being Yellow band, see photo.

National Markings: Fuselage; RLM 74 crosses . 300 mm Black/White *Hakenkreuz*

Wings: Upper - 1000 mm White outline crosses Lower -900 mm Black/White crosses

Stencilling: Factory standard, note wavy camouflage line on leading edge of wing.

Reference: **Luftwaffe Aces in WWII**, Green Arrow, Japan and unpublished photos in private collection.

"Black 1" Bf 109 G-6 Trop Oblt. Franz Schiess 8./JG 53 February 1943 San Pietro, Sicily

Features: Trop filter, umbrella holders in place, tall antenna mast, no DF loop or base, no FuG 25 a antenna. Panzer glass headrest, underwing 20 mm cannons, ETC rack with drop tank and G-6 wheel with fuselage cut out. "F" style wheels with G-6 size tires 660 X 160. Small bumps on upper wing. Black vertical III. *Gruppe* bar behind fuselage band. Heavy exhaust stains on side of fuselage, White fuselage band.

Colors: Undersurfaces, 76 Light Blue, possibly RLM 78 Light Blue; Uppersurfaces 79 II. Sand Yellow with Dark Green possibly RLM 80 segments on upper wing. Yellow under cowl, Yellow rudder, bottom portion angled Light Blue.

Spinner: White. 2/3 backing plate RLM 70, 1/3 White. Area behind Black 1, old number painted out with over-spray.

National Markings: Black/White fuselage crosses slightly behind panel line. Black/White *Hakenkreuz*

Wings: Upper -Black crosses with White outline Lower - 900 mm Black/White with Black outline crosses.

Stencilling: Factory standard, JG 53 badge on both sides of cowling, 37 Black victory bars with appropriate markings above each bar.

Reference: Photo printed on instruction sheets.

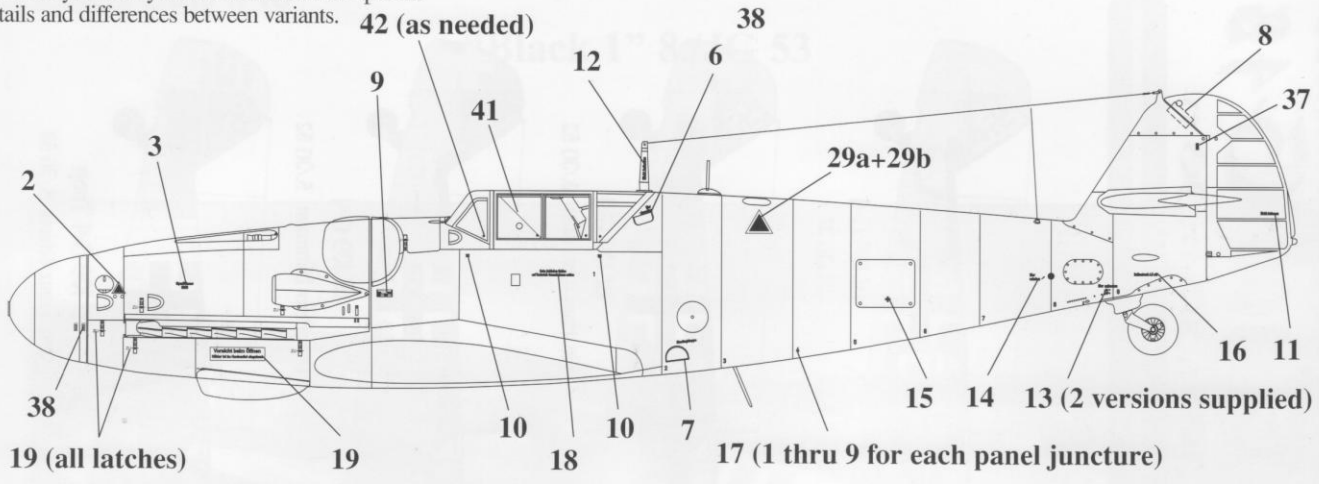
© 2002 Eagle Editions Ltd. All images/photos copyrighted by
Eagle Editions Ltd. P.O. Box 580 Hamilton MT 59840

1-800-255-1830 orders (406) 375-9270 Fax or (406) 363-5415 office

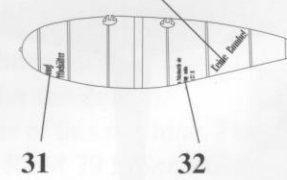
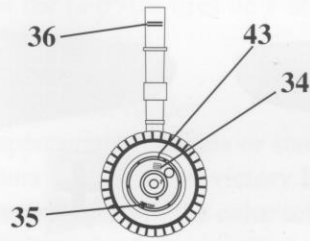
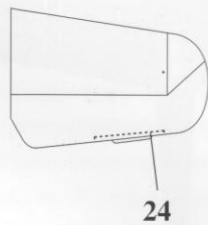
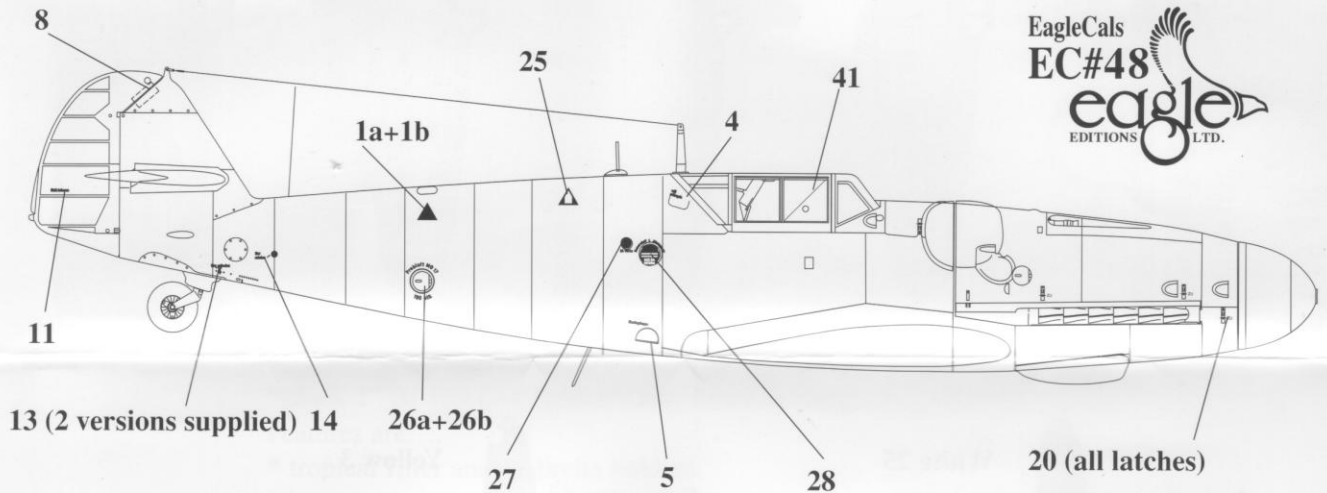
No copies may be reproduced without written consent from publisher Eagle Editions Ltd., and Jerry Crandall

Color schemes depicted are artist's interpretations of the available photographic references only, final decision resides with the modeler.

NOTE: Stencil diagram drawings are representational only. Check your references for the specific details and differences between variants.

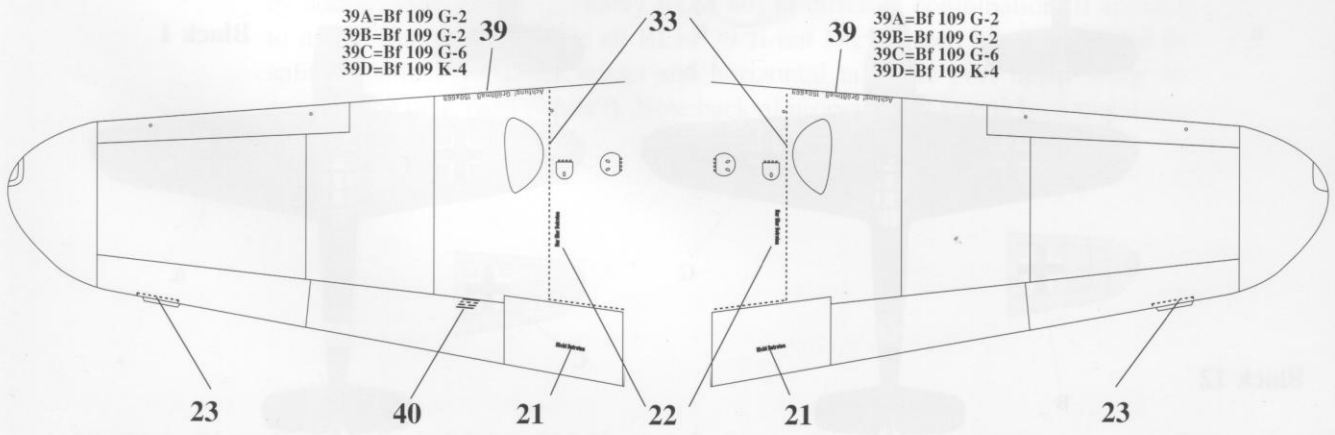


EagleCals EC32-48, EC48-48 & EC72-48 © 2002 Eagle Editions Ltd.



39A=Bf 109 G-2
39B=Bf 109 G-2
39C=Bf 109 G-6
39D=Bf 109 K-4

39A=Bf 109 G-2
39B=Bf 109 G-2
39C=Bf 109 G-6
39D=Bf 109 K-4



“Yellow 3” 6./JG 52



“Yellow 3” Bf 109 G-4 of Fw. Hans Waldmann. Note the small ‘Yellow 3’ typical of II. Gruppe JG 52. The two previous numbers overpainted possibly with Dark Green. The wheel bumps are evident in the upper wing, necessary to accommodate the G-6 size tires, 660 mm X 160 mm on F style wheels, note spokes. Waldmann’s personal dog emblem on port fuselage is also clear. Note position of the fuselage cross on panel line.

Photo courtesy the late *General* Dieter Hrabak

“Black 1” 8./JG 53



“Black 1” Bf 109 G-4 Trop of Oblt. Franz Schiess.


Features are:

- * tropical filter and umbrella holders
- * bumps on upper wings for the G-6 size tires on F style wheels
- * G-6 size tail wheel with fuselage cutout
- * underwing 20 mm cannon gondolas
- * Yellow with RLM 76 lower portion rudder
- * 37 victory bars with the appropriate roundels or stars above each victory.

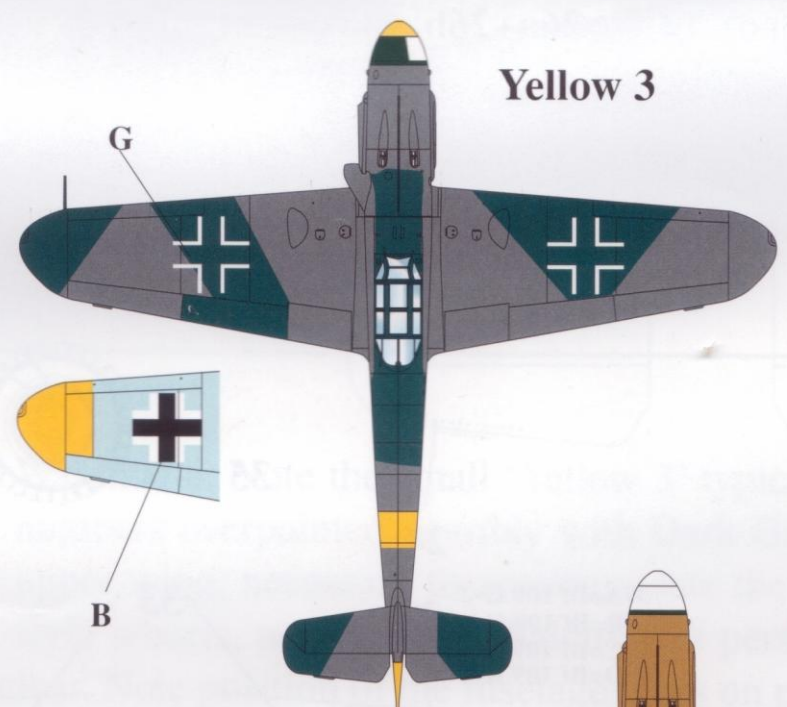
(Note: we matched up the bars with Schiess' victory list for the decals).

There have been various interpretations of the color scheme of this machine. The problem is, JG 53 was in the process of altering the basic RLM 79 II *Sand Gelb* by adding Dark Green (probably RLM 80) in different combination. It appears to us the fuselage is still in all RLM 79 II but Dark Green has been added as splinter pattern on upper wings and horizontal tail. The port upper wing tip seems to be new, light (white?). Note back of propeller blade-one bare metal due to desert sand.

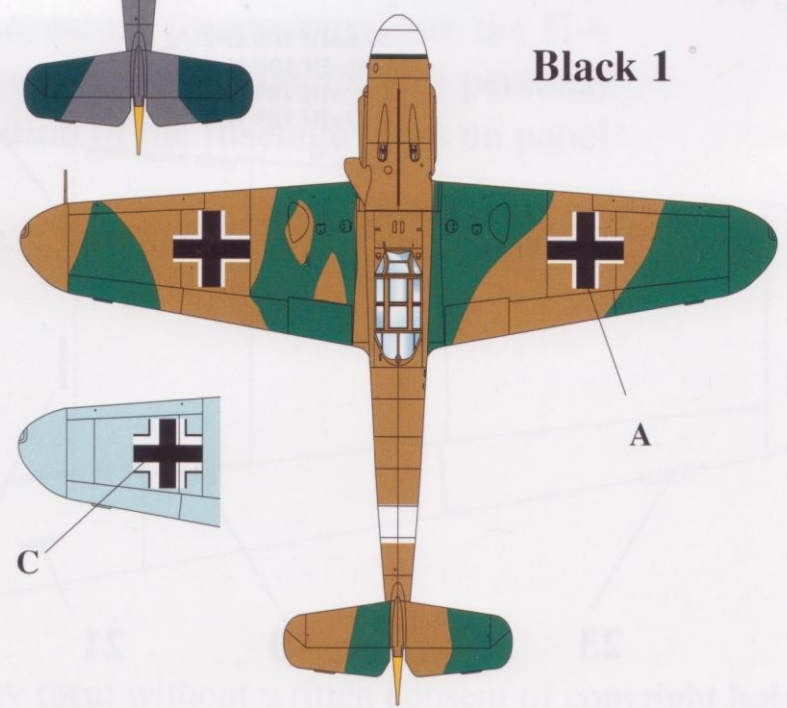
White 25



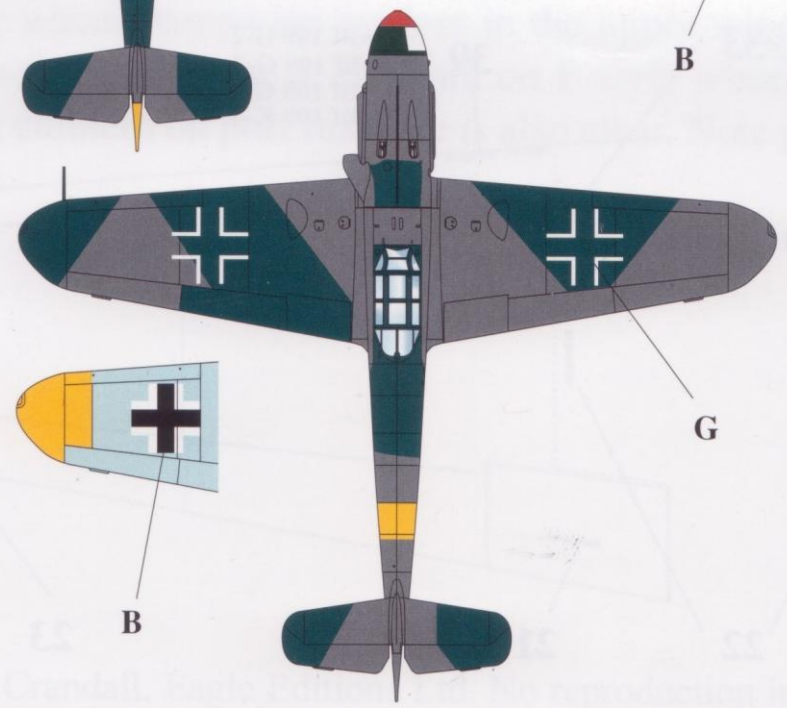
Yellow 3





Black 1



Black 12



Black 12



Achtung!
Kraftstoffbehälter

31

Achtung!
Kraftstoffbehälter

Siehe bei nächsten Polizeibehörde oder
Fliegerhorst Lager, weitere
Erklärung: EC 11

Keine Bombe!

32

Keine Bombe!

