

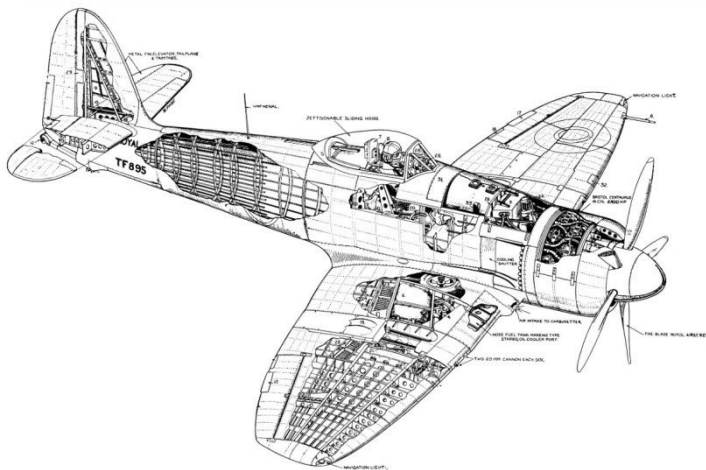
Hawker Sea Fury Burma (Myanmar)

Various scales possible for these decals (1/48 , 1/72, 1/144 and even 1/32)

HISTORY

The British Hawker company had developed some excellent aircraft at the end of the Second World War and using experiences with the Hawker Tempest, a carrier based aircraft called the Fury was developed. After the war, jets were being developed, but still a reliable propeller aircraft was required by the Fleet Air Arm. So a version of the Fury was developed called the Sea Fury and eventually selected for use by both the FAA from 1947 but bought as well for naval air arms of Australia, Netherlands, Canada. For land based use also Pakistan, Germany, Burma and even Cuba and Iraq used Sea Furies. In the Korean war the Sea Fury was used.

The FB11 is the single seat fighter bomber and naval aircraft were usually fitted with an arrestor hook. The T20 was a two seat trainer. Engine was a Bristol Centaurus 18 cylinder 2,480 hp engine driving a 5 bladed propeller. Armament usually four 20mm Hispano V cannons and 16 unguided rockets or dumb bombs for ground attack.



Burma Air Force

Burma or Myanmar as the country is known from 1989, became independent in 1948. The air force was set up earlier in 1947 with British assistance. Aircraft were types like Oxfords, Tiger Moths and Spitfires. In the mid 1950s Vampire jets arrived and 3 bases were established. In 1962 there was military coup. Other types over the years were the Provost, Otter, Sea Fury and various helicopters including the Kaman Huskie.

Burma received refurbished British Fleet Air Arm "naval" Sea Furies between December 1957 and May 1958. These Sea Furies were 18 FB11 (UBAF codes UB-454 to UB-471) and three trainer T20 (codes UB-451 to UB-453). The tail hook was removed from all Burmese aircraft. The Sea Furies were used frequently for counter insurgency operations and probably flown until 1968.



DECAL APPLICATION

The decal sheet has ONE continuous print film, so each decal needs to be cut out with fine scissors. No other prior decal preparation is needed.

Each cut out decal can be applied as usual after soaking it a short while in water. Decals are EXTREMELY THIN, so slide off from the wet backing sheet on a horizontally held GLOSSY model surface. Do not use tweezers! They will fold doubled!

Note that a decal that contains a white section is often split in two sections. To apply the full decal marking, first set the white decal section at correct position and on top of that the coloured section. On the decals sheet you will often see an "arrow" to indicate this way of application (on white surfaces, the white section is optional).

After all decals have been applied, finish the model with your preferred final gloss, matt or semi-matt varnish coats. This will also protect all the decals.

MODEL KITS SEA FURY

In 1/72 scale Special Hobby, Trumpeter, PM Model and very old FROG. T20 trainer from Matchbox and PM Model.

In 1/144 scale Mark Models and Miniwing.

In 1/48 scale from Airfix, Trumpeter and Hobbycraft. T20 trainer from AMG.

In 1/32 scale Hobbycraft and rare Fisher resin kit.

COLOUR SCHEME

The Burmese Sea Furies were painted silver dope (so were not metal!). Some aircraft had a red spinner and coloured bands. Propeller blades black with yellow tips.

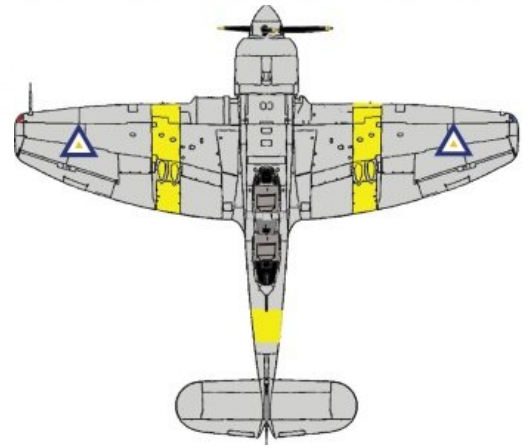

The lower wing usually has 2 large registrations. The orientation at the lower starboard wing is probably facing forward and facing aft on lower port wing. Note: it appears on some Burmese Sea Furies the lower wing has no registration and no national "triangles".

On the two seat trainer a trainer yellow band is at the rear fuselage and it needs to be painted. It is probably that symmetrical yellow bands run on the upper wing and lower wing at both sides situated; at the port wing it is outboard of the air intake.

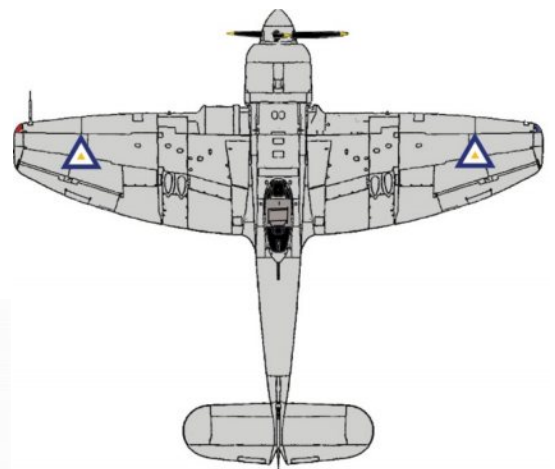

REFERENCES:

On internet it is very easy to find photos by searching...

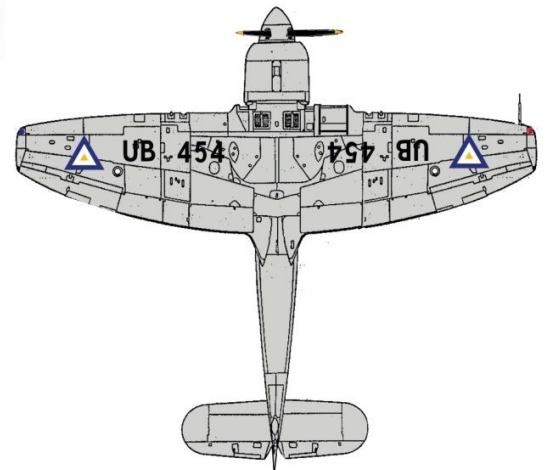
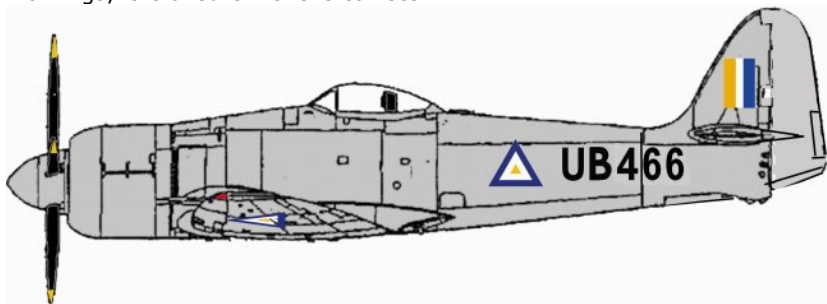
Hawker Sea Fury + Burma



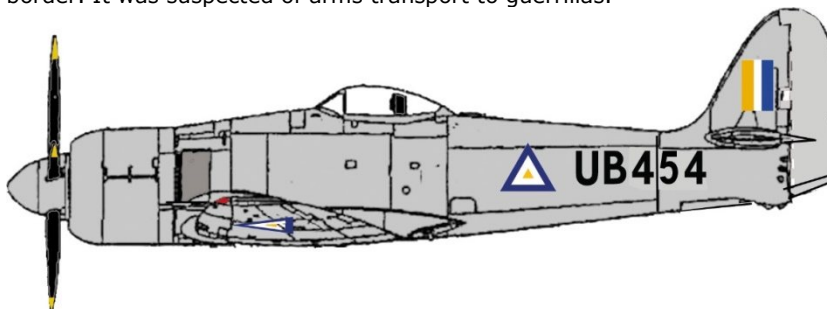
[1] Sea Fury T20 trainer, coded UB-451. Silver dope with trainer yellow bands on lower and upper wing and rear fuselage. Note the "periscope" for the instructor.



[2] Sea Fury FB11, coded UB-471. This aircraft is on display at the Defence museum Yangon, Myanmar. Silver dope with white rudder with red checkers. Paint the rudder white before setting the rudder decals. Red propeller spinner. The museum aircraft has on the lower wing no codes nor national markings; it is unsure if this is correct.



[3] Sea Fury FB11, coded UB-466. Silver dope. This aircraft shot down a Taiwanese PB4Y-2 Privateer mid February 1961 near the Burma/ Thai border. It was suspected of arms transport to guerrillas.



[4] Sea Fury FB11, coded UB-454. Silver dope.

NOTES: by combining numbers, others Burmese Sea Furies (serials UB-454 to UB-471) can also be made. The orientation of lower wing serial codes is uncertain. Add smaller stencils from kit decals.

Please visit website: www.aircraftinplastic.com



© copyright 2025

www.aircraftinplastic.com

