

CAC AVON SABRE

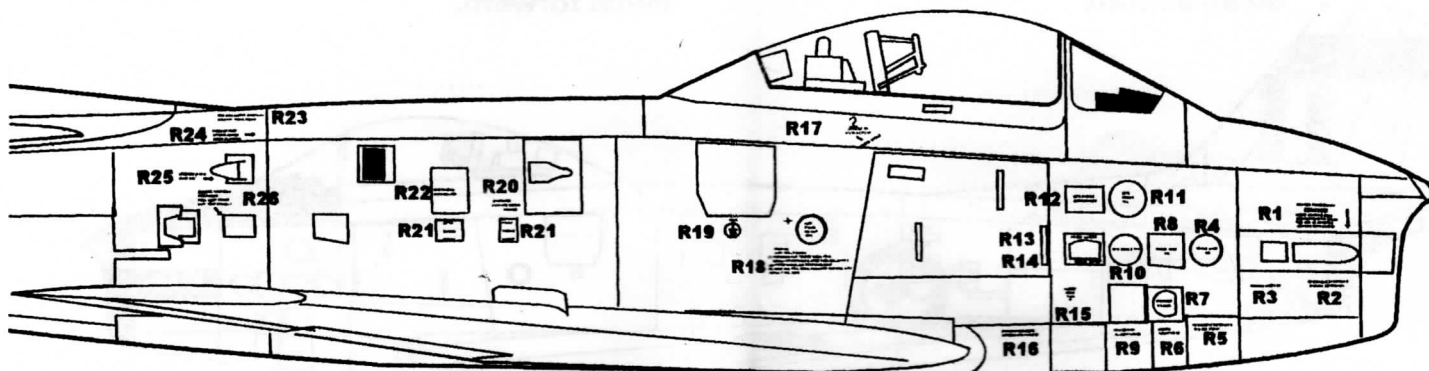
Kit No 72045

Conversion kit for use with wings and details from either the Fujimi or Hobbycraft F-86F-30 kits. You need the so called 6-3 wing option with the shorter span, that is with the ailerons finishing at the tips

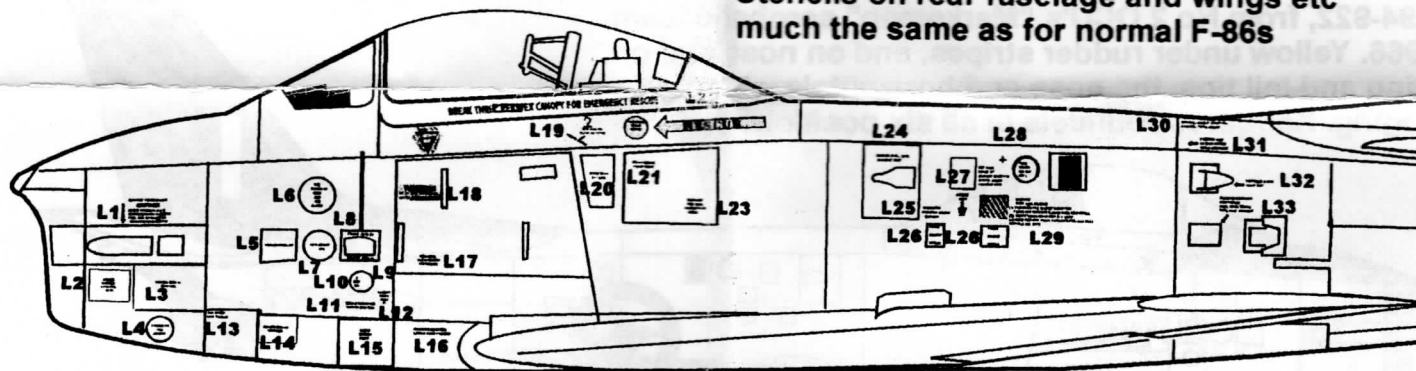


Refer to the kit instructions for assembly notes. The main point with this kit is to assemble the cockpit parts and lightly tack it into place before gluing the two fuselage halves. Assemble the intake lip to the intake trunk and then glue this into the fuselage. Finally attach the cockpit tub firmly into position above the trunk. After the wings are attached it will need a bit of filler on the undersides to fair it in as per the original aircraft.

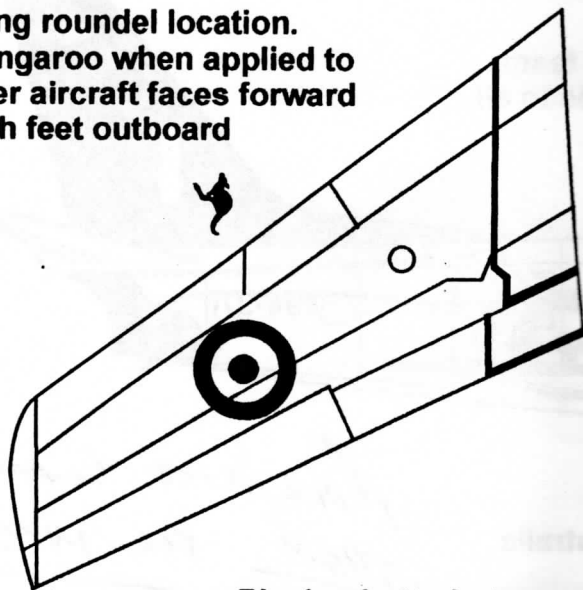
STENCIL PLACEMENT ON ALL AIRCRAFT



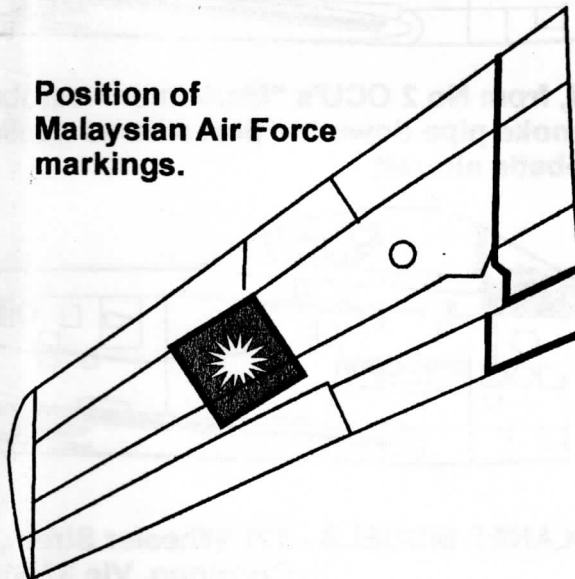
Stencils on rear fuselage and wings etc much the same as for normal F-86s



Wing roundel location.
Kangaroo when applied to later aircraft faces forward with feet outboard

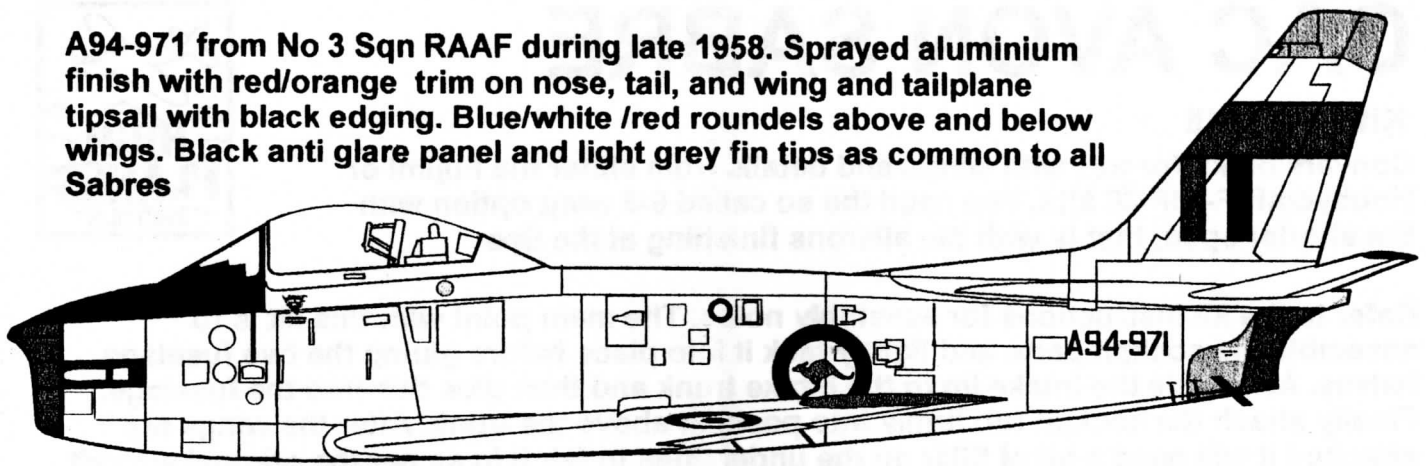


Position of Malaysian Air Force markings.



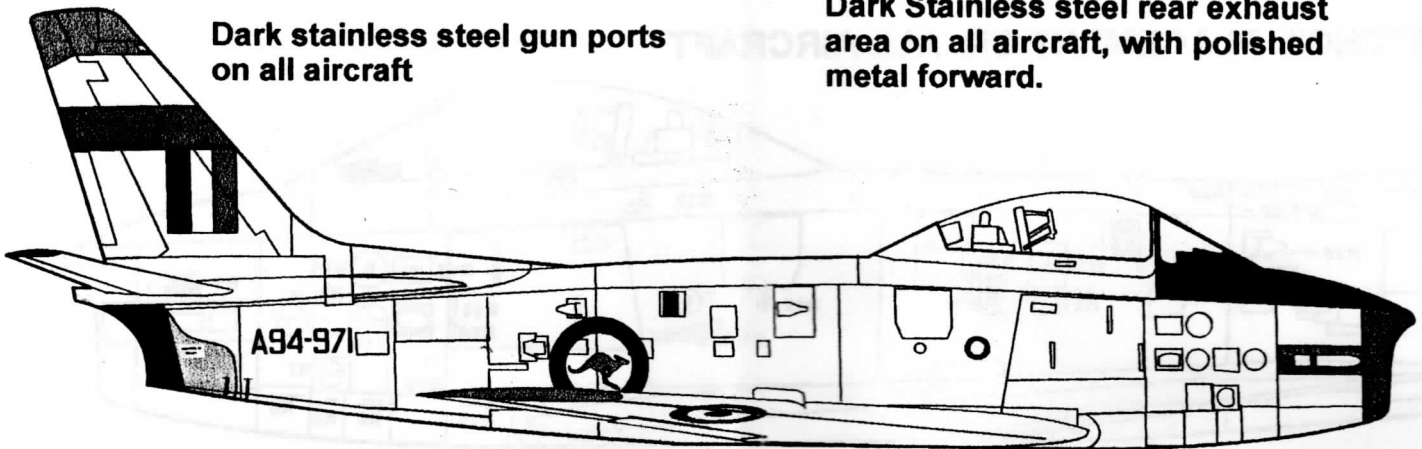
Playing Lotto but never winning? Go with OZPOWER.
www.tsc2000.com/?GM0073TRACEY

A94-971 from No 3 Sqn RAAF during late 1958. Sprayed aluminium finish with red/orange trim on nose, tail, and wing and tailplane tips all with black edging. Blue/white/red roundels above and below wings. Black anti glare panel and light grey fin tips as common to all Sabres

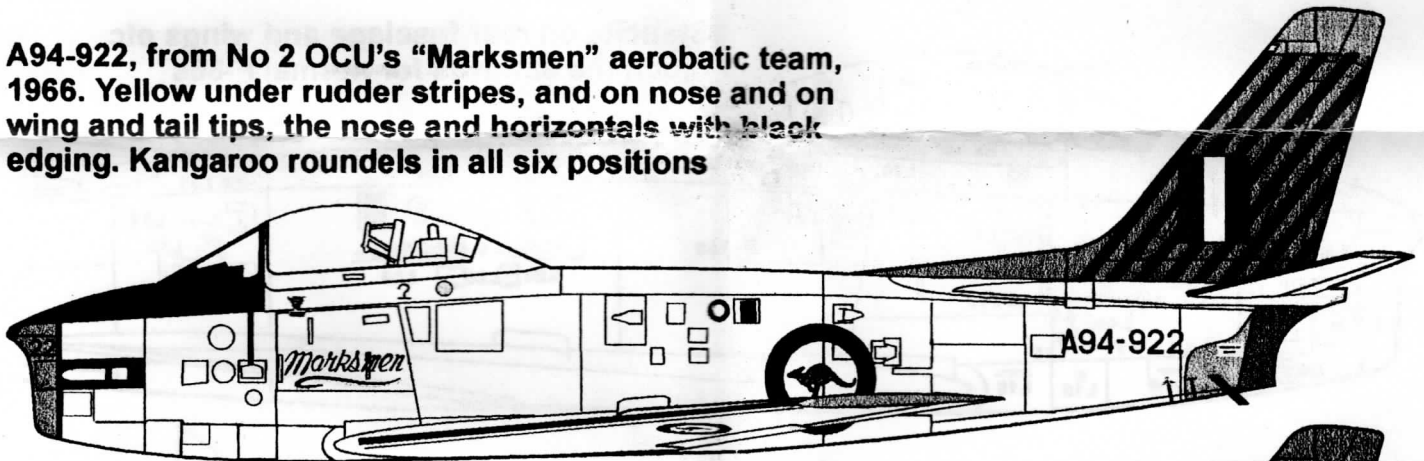


Dark stainless steel gun ports on all aircraft

Dark Stainless steel rear exhaust area on all aircraft, with polished metal forward.



A94-922, from No 2 OCU's "Marksmen" aerobatic team, 1966. Yellow under rudder stripes, and on nose and on wing and tail tips, the nose and horizontals with black edging. Kangaroo roundels in all six positions



A94-371, from No 2 OCU's "Marksmen" aerobatic team, 1966. Smoke pipe down the port side as applicable to all the aerobatic aircraft




**HIGH PLANES MODELS - 127 Wheeler Street,
Corryong, Vic 3707, Australia.
Fax 02 60 76 1843**

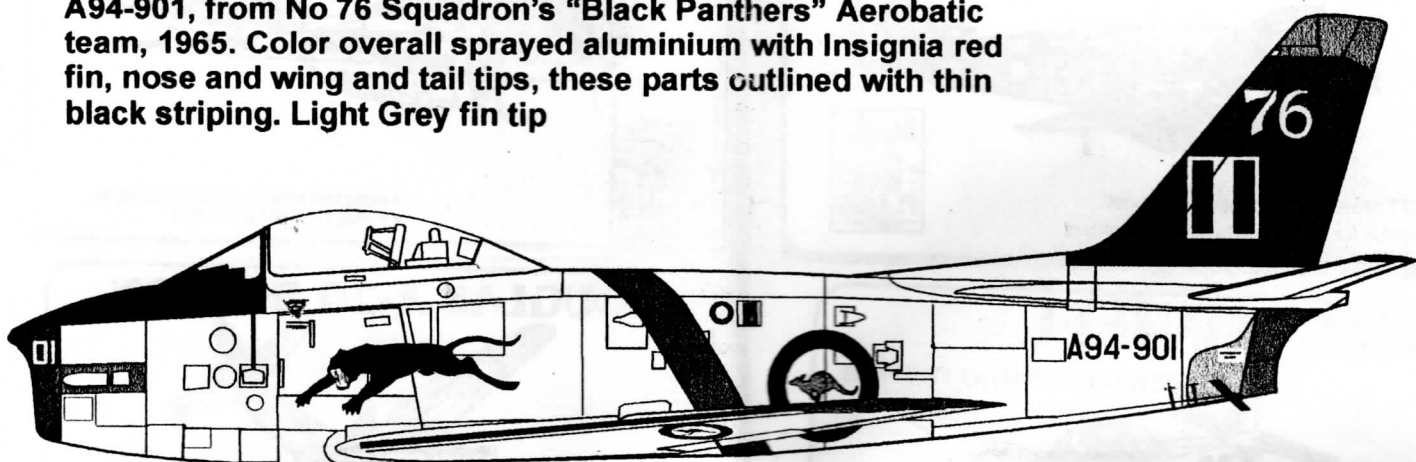
**Email < hiplanes@corryong.albury.net.au
Web page < <http://corryong.albury.net.au/~hiplanes>**

*MARILYN CORRYONG
THANK YOU FOR INFO
MAY
NICE KIT*

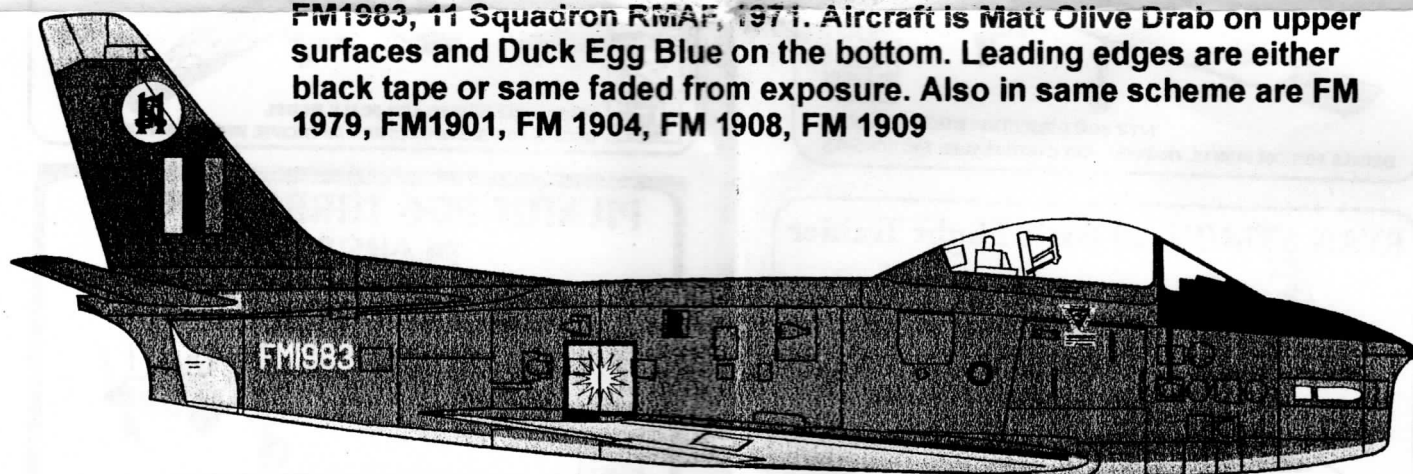
A94-368, from No 76 Squadron's, Black Panther Aerobatic Team, Williamtown, NSW, in February 1965. Overall sprayed aluminium paint with red trim outlined in black. Oil discharge pipe for smoke generation runs down the side of fuselage. Black Hi-Speed tape on leading edges of wings, fin, and tailplanes. Probably had blue/white/red roundels above and below wings




A94-901, from No 76 Squadron's "Black Panthers" Aerobatic team, 1965. Color overall sprayed aluminium with Insignia red fin, nose and wing and tail tips, these parts outlined with thin black striping. Light Grey fin tip



FM1983, 11 Squadron RMAF, 1971. Aircraft is Matt Olive Drab on upper surfaces and Duck Egg Blue on the bottom. Leading edges are either black tape or same faded from exposure. Also in same scheme are FM 1979, FM1901, FM 1904, FM 1908, FM 1909




FM1369, from No 11 Sqn RMAF. Overall painted aluminium finish, with grey fin tip, and black Hi-Speed tape on the leading edges



DASSAULT MIRAGE IIID

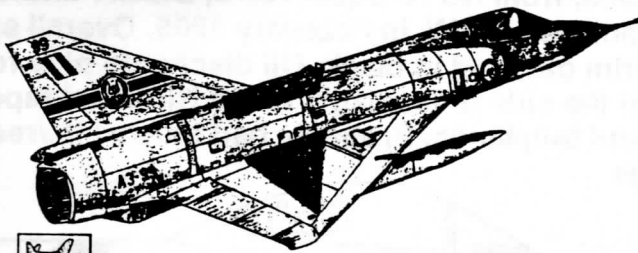
MARKINGS FOR FRENCH, BELGIAN,
AND AUSTRALIAN AIRCRAFT



No 72019


1/72 SCALE INJECTION MOLDED MODEL

MIRAGE IIIO



1/72 scale injection moulded model, with resin detail parts.
Decals for three RAAF squadrons, Nos 75, 76, and 79.


ROYAL AUSTRALIAN AIR FORCE BRISTOL BEAUFIGHTER Mk 1C



1/72 scale injection moulded model
Decals for three Australian Beaufighters.



DAP (BRISTOL) BEAUFORT VIII



INJECTION MOLDED 1/72 SCALE MODEL
THREE RAAF DECAL OPTIONS

CAC WINJEEL

AUSTRALIAN BASIC TRAINER



1/72 SCALE INJECTION MOLDED MODEL
DECALS FOR COLOURFUL TRAINERS AND CAMOUFLAGED FAC SCHEMES



DOUGLAS A-20 BOSTON




Made in Australia
Kit No 72044



ACCURATELY SCALED 1/72 SCALE MODEL
DECALS FOR AUSTRALIAN AND US PACIFIC WAR STRAFFERS

RYAN STM/PT-20 Basic Flight Trainer



Accurate 1/72 scale model.
Decals for US Army, RAAF, and Dutch NEIAF

Kit 72007



PILATUS PC-6 TURBO PORTER AUSTRALIAN ARMY



AUSTRALIAN MADE

1/72 SCALE INJECTION MOLDED MODEL
DECALS FOR ALL THREE MAJOR AUSTRALIAN ARMY
CAMOUFLAGE PAINT SCHEMES

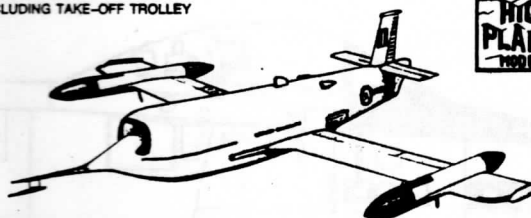
CAC Wackett Trainer Australian World War Two trainer



Decals for RAAF and Dutch NEI. 1/72 Injection moulded kit

GAF JINDIVIK

AUSTRALIAN TARGET DRONE
INCLUDING TAKE-OFF TROLLEY



* 1/72 SCALE INJECTION MOLDED KIT
* DECALS FOR RAAF, RAN, AND RAF
* PRODUCT OF AUSTRALIA