

LIMITED EDITION!

CED48265

# Bf 109D


## Early Messerschmitts Part 2




Bf 109 D-1  
Hptm Gotthard Handrick  
Kommandeur J/88




Bf 109 D-1  
10.(N)/JG 26  
Johannes "Macki" Steinhoff



Bf 109 D-1  
12.(N)/JG 2



Bf 109 D-1  
1./ZG 2



Recommended kits:  
Hobbycraft Bf 109 B/C/D  
Academy Bf 109 B/C/D

**Cutting  
Edge**

®

P.O. Box 3956  
Merrifield, VA 22116  
USA

MODELWORKS [www.meteorprod.com](http://www.meteorprod.com)

The spinner of Handrick's 109 was decorated with the Olympic rings commemorating his winning of a gold medal in the 1936 Berlin Games. On the opposite side was a similar illustration with the inscription '1940?' in anticipation he might win a second medal in the scheduled 1940 games in Tokyo.

## Bf 109 D-1

Hptm Gotthard Handrick  
Kommandeur J/88, LC  
August, 1938



RLM 62



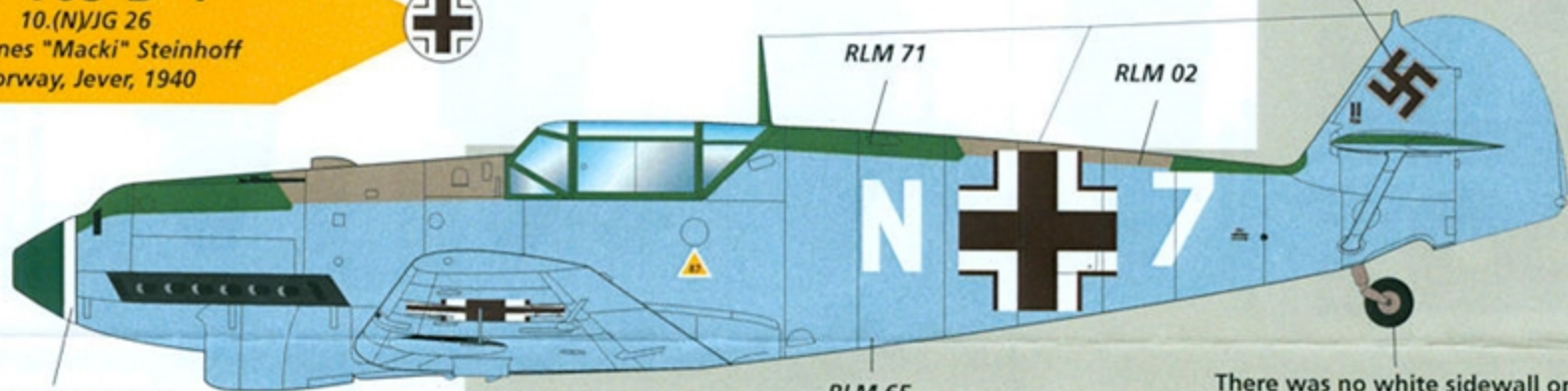
RLM 65

## Bf 109 D-1

10.(N)/JG 26  
Johannes "Macki" Steinhoff  
Norway, Jever, 1940



Note that Swastika is applied tilted forward from vertical axis.



White or RLM 65

RLM 65

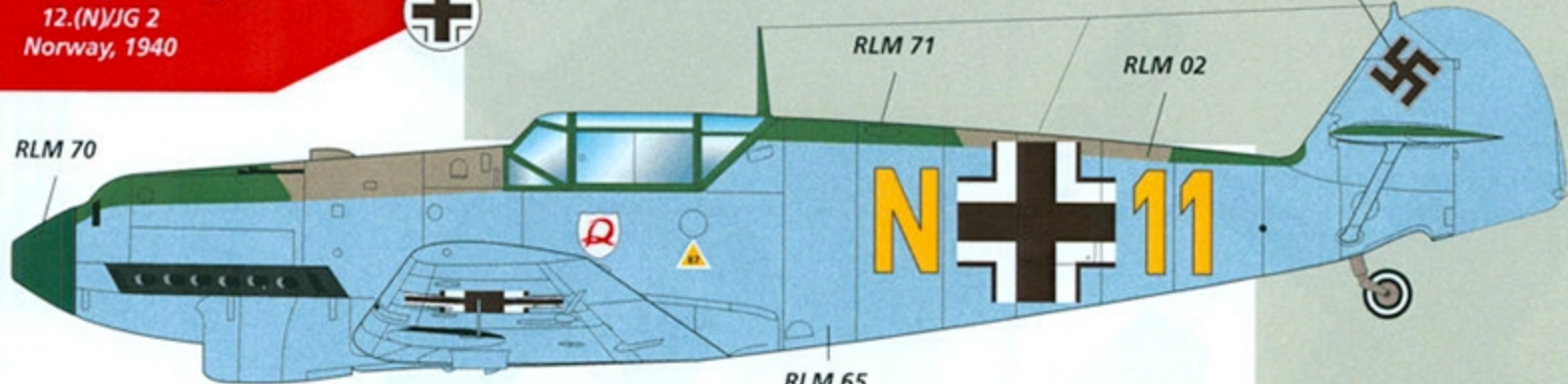
There was no white sidewall on the tire based on our reference photo.

## Bf 109 D-1

12.(N)/JG 2  
Norway, 1940



Note that Swastika is applied tilted forward from vertical axis.



RLM 70

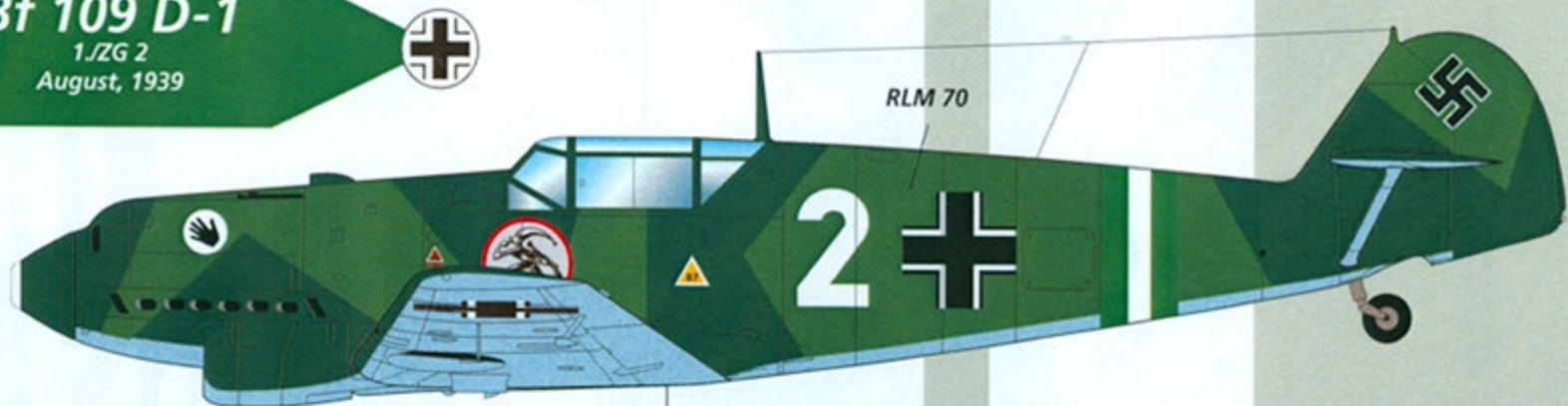
RLM 71

RLM 02

RLM 65

## Bf 109 D-1

1./ZG 2  
August, 1939



RLM 70

RLM 65

We are deeply indebted to "Eagle Eye" Mike Lampros for his research help on this sheet!

Note the upper wing demarcations do not match what has been published as 'official' camo patterns



...available from

**Meteor**  
  
**Productions**<sup>inc.</sup>

P.O. Box 3956, Merrifield, VA 22116 USA

☎ 703/440-8720 FAX 703/440-8724

[www.meteorprod.com](http://www.meteorprod.com)

*Write, call, or visit our home page to order our 120+ page catalog of decals, kits, conversions, tools, books, magazines, etc., and we'll send it to you right away!*

© Cutting Edge Modelworks, 2004



## Stencils

• We could not find any official documentation regarding stencils for the Bf 109 B/C/D series of aircraft. Rather than not supplying any stenciling at all, we have elected to supply you with a set of Bf 109 E stencils which should be fairly close, possibly with a few exceptions.

## White 2

- The Bernburger Jäger (The Hunter from Bernburg) badge was MOST LIKELY NOT HANDED and faced to the rear on the right side of the aircraft. In case this aircraft was the exception to the rule, we have included an optional 'handed' version but do not recommend using it unless direct photographic evidence is found.
- The black hand badge was likely only on the left cowling.

## Applying the Decals

You probably already know all this stuff, so feel free to use your regular process; however, if you're new to aftermarket decals, here goes:

- Generally, use the Microscale Finishing System. We don't recommend extremely strong decal solvents such as Solvaset.
- Your model must have a smooth, glossy surface, as decals won't adhere well to matte surfaces. Use gloss paints or your favorite clear gloss overspray over matte or semigloss paint.
- Cut each subject out without trimming off the slight excess film (this helps the decal film disappear when dry).
- Put the decal in warm water that has a drop or two of liquid dishwashing soap or photo-flo for 10 seconds.
- When the decal will slide off the backing paper without forcing it, apply it to the proper position on your model. Slide the backing paper out from underneath.
- Gently blot off excess water and smooth out bubbles under the decal surface. If you wish, carefully brush on a mild decal softener such as Micro-Sol.
- When all decals are completely dry, gently wash off all excess decal adhesive.
- Finally, overcoat your model with a good quality gloss coat, followed by your choice of matte or eggshell clear topcoat.

## FS 595 Color Cross Reference

RLM 61	Xtracolor X219, Floquil 303238, Polly Scale 505300
RLM 62	Xtracolor X220, Floquil 303239, Polly Scale 505302
RLM 63	Xtracolor X221, Floquil 303240, Polly Scale 505304
RLM 65	Xtracolor X202, Floquil 303245, Polly Scale 505051
RLM 70	Xtracolor X204, Floquil 303241, Polly Scale 505055, Pro Modeler 88-0043
RLM 71	Xtracolor X205, Floquil 303243, Polly Scale 505056, Pro Modeler 88-0044
RLM 74	Xtracolor X206/144, Polly Scale 505059, Floquil 303247, Gunze Sangyo H068/H319, Tamiya XF62
RLM 75	Xtracolor X207, Polly Scale 505060, Floquil 303249, Gunze Sangyo H069/H057
RLM 76	Xtracolor X208/138, Polly Scale 505061, Floquil 303251, Pro Modeler 88-0042, Gunze Sangyo H062, Modelmaster 1731, Tamiya XF66

## Bibliography

- Jagdwaaffe-Blitzkreig and Sitzkreig (Vol. 1 Sect. 3) by Eric Mombeek. Classic Publications, 1999.  
Condor-The Luftwaaffe in Spain 1936-1939 by Patrick Laureau. Hikoki Publications, 2000.  
Wings Over Spain by Emiliani Ghergo. Giorgio Apostolo Editore, 1997.  
Jagdwaaffe-The Spanish Civil War (Vol. 1 Sect. 2) by Eric Mombeek. Classic Publications, 1999.

