

Set
AC72-18

AIRWAVES

1:72 Me Bf109E & G

This detail set is manufactured from photo etched brass sheet and is meant for use on 1:72 109 kits. Some trimming may be required to suit various manufacturers.

Use a sharp modelling knife or scalpel to separate components ensuring this is done on a firm surface as near to the part as possible. Tag scars can be cleaned by holding part firmly in pliers and using a fine file. To fold part, support up to line of fold and fold in one go, holding part in pliers and using blade of screwdriver to fold.

For assembly use superglue or epoxy. Only use epoxy to fix brass to clear parts. Before painting fully deflux part by cleaning in washing up liquid and rinsing in clean water. Dry parts thoroughly and prime with self etching primer, or white or grey enamel.

Position of parts in diagrams are for guidance only. Colouring and final positioning should be checked against reference material.

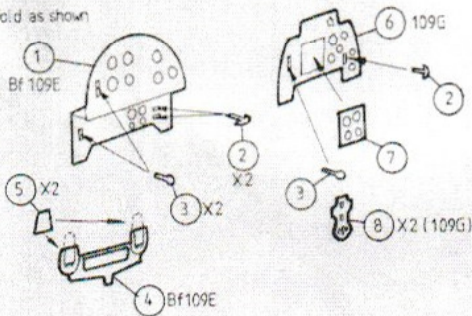
H G Hannant Ltd, Harbour Road, Oulton Broad

Lowestoft, Suffolk, NR32 3LZ, England.

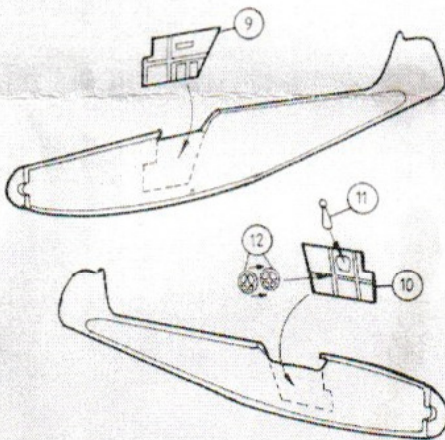
Tel : 01502 517444, Fax : 01502 500521

1. INSTRUMENT PANELS AND RUDDER PEDALS

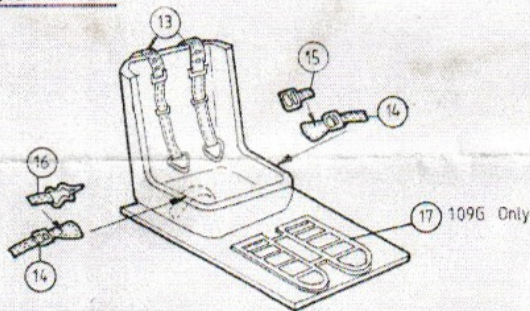
Fold as shown



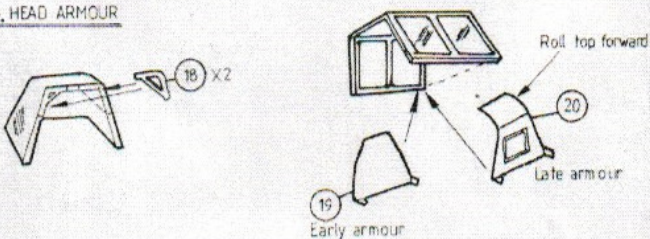
2. COCKPIT SIDEWALLS



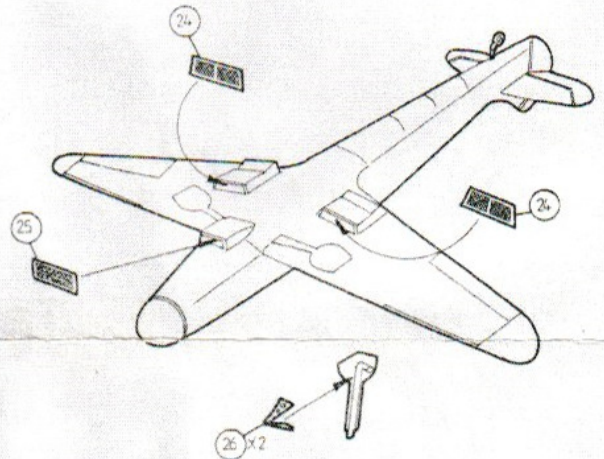
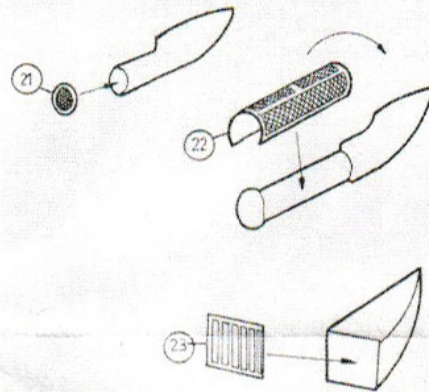
3. SEAT HARNESS



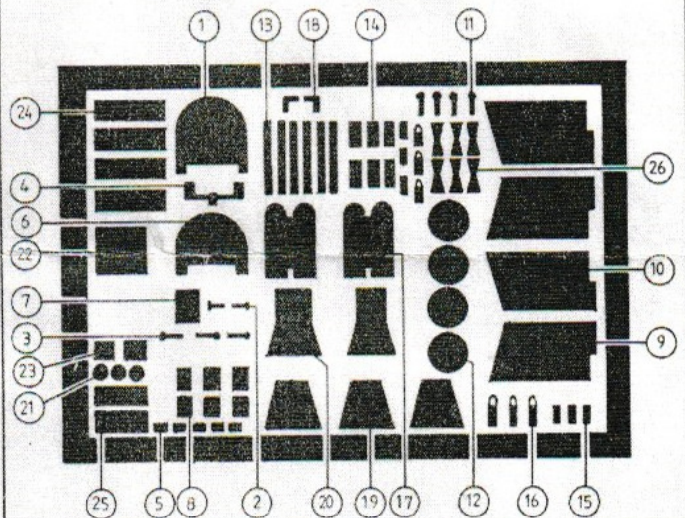
4. HEAD ARMOUR



5. INTAKE AND FILTER GRILLES



6. FRAME LAYOUT



This is one of the quality range of Airwaves modelling accessories distributed by E.D. Models. For further details contact them at 64 Stratford Road, Shirley, West Midlands B90 3LP, England. Telephone: 021-744-7488.