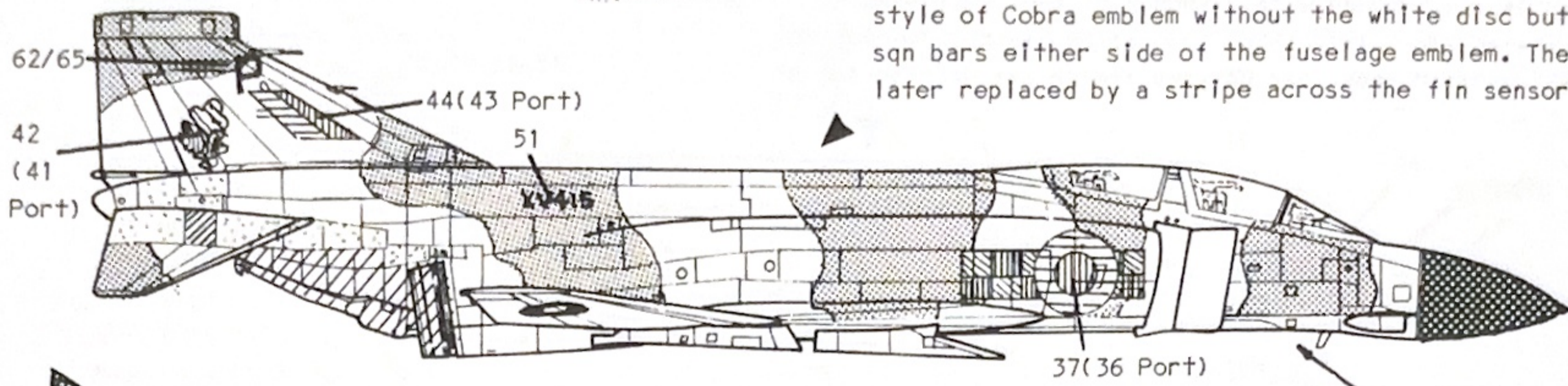


Later marking (35)

Replace 36/37 with item 2



FGR2, XV415, a/c 'P' of 92 sqn, RAFG Wildenrath, 1981. In Matt camouflage as XV495, XV415 carries the current style of Cobra emblem without the white disc but early sqn bars either side of the fuselage emblem. These were later replaced by a stripe across the fin sensor pod.

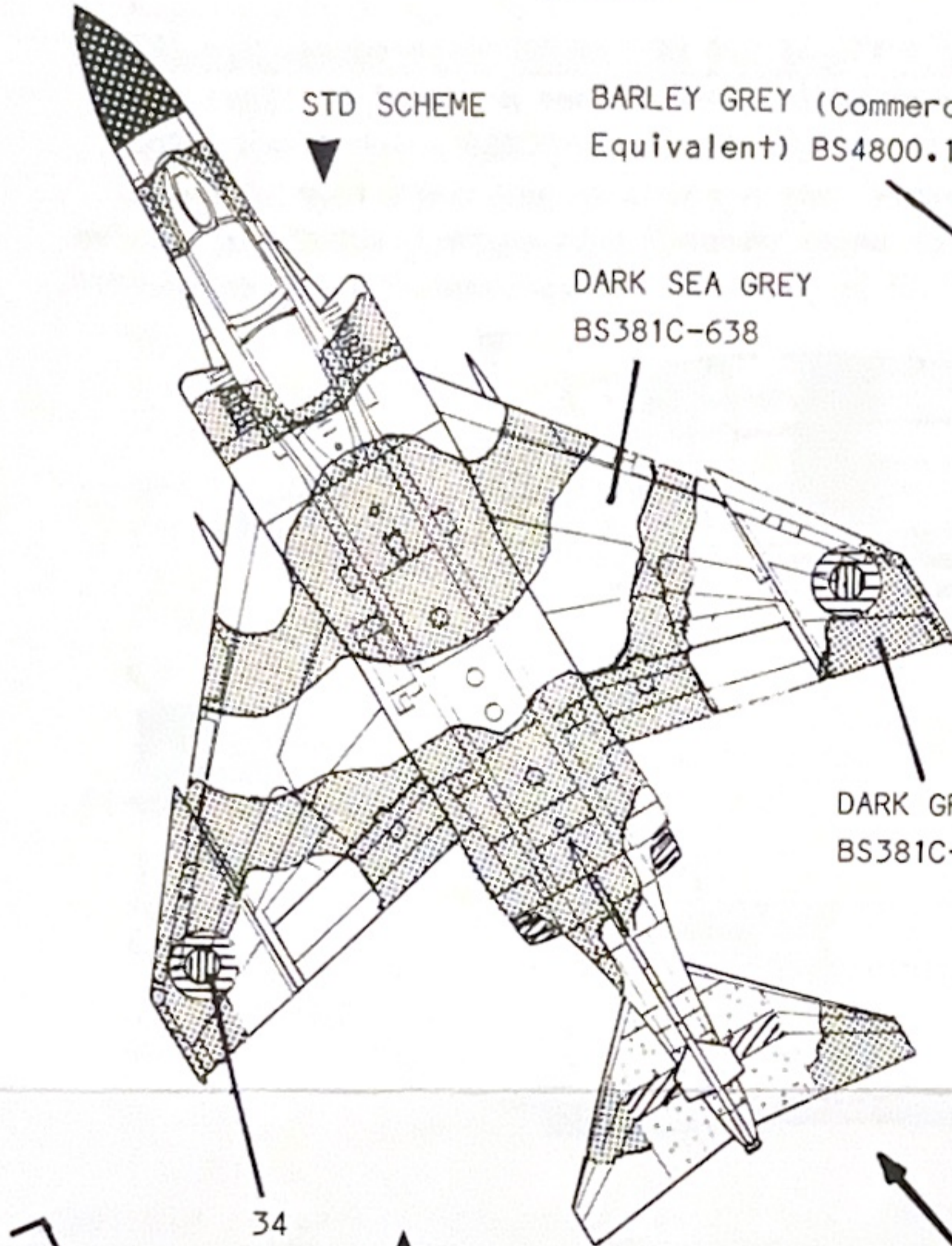


STD SCHEME

BARLEY GREY (Commercial Equivalent) BS4800.18B.21

DARK SEA GREY BS381C-638

DARK GREEN BS381C-641



LOW VIS SCHEME

MEDIUM SEA GREY BS381C-637



69

29

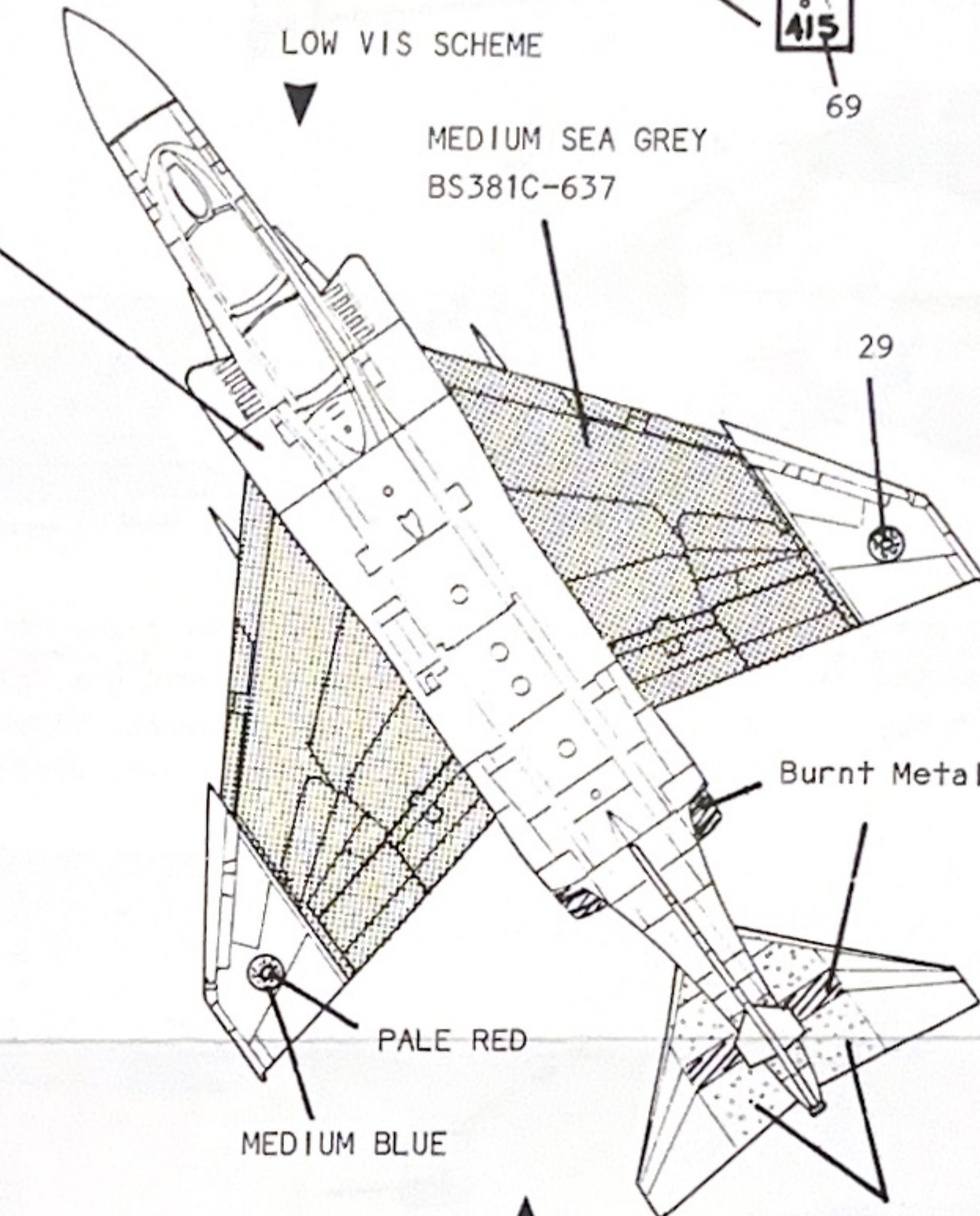
Burnt Metal

PALE RED

MEDIUM BLUE

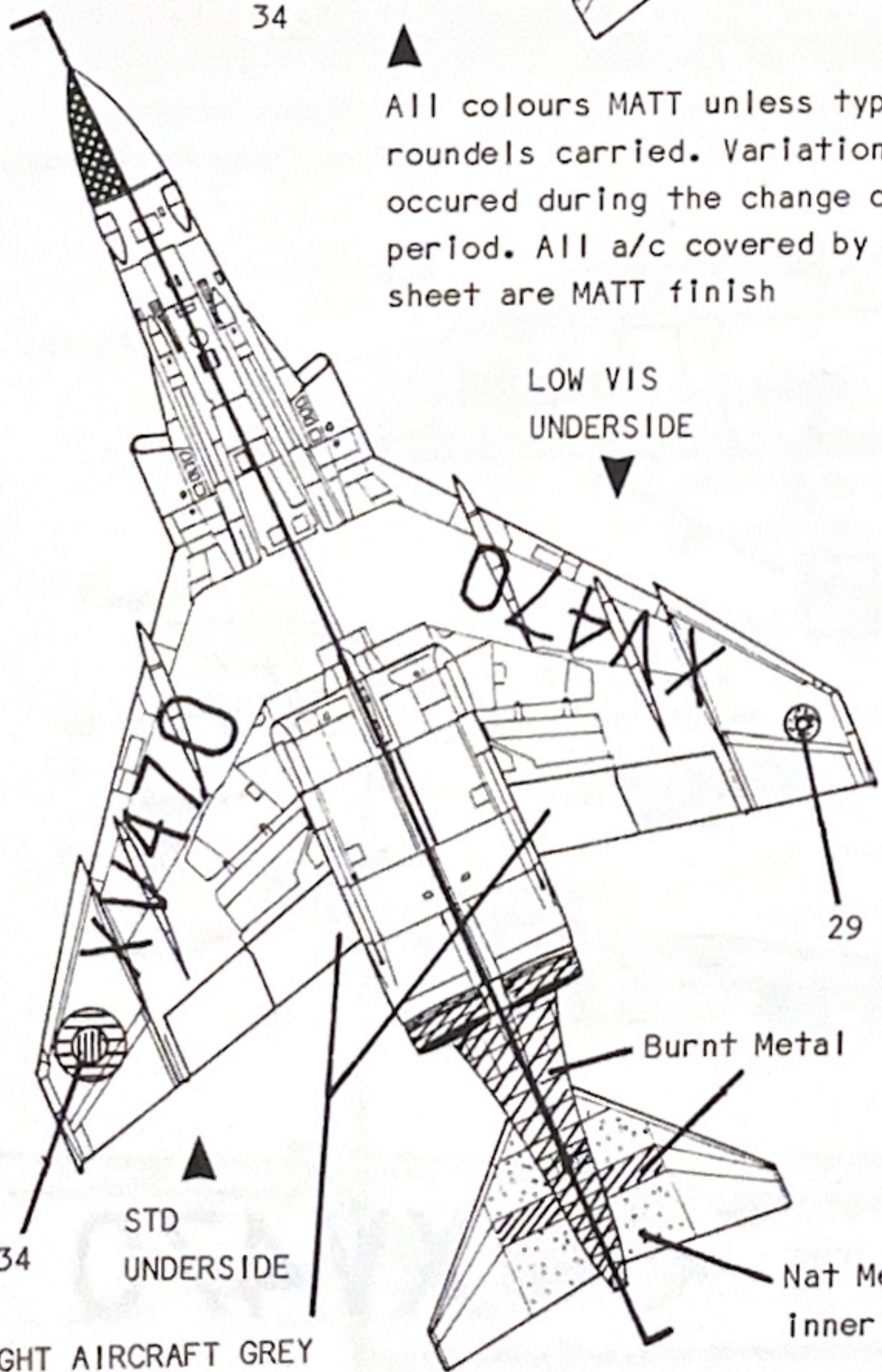
All colours SEMI MATT

Nat Metal inner panels



All colours MATT unless type A roundels carried. Variations occurred during the change over period. All a/c covered by this sheet are MATT finish

LOW VIS UNDERSIDE



STD UNDERSIDE

LIGHT AIRCRAFT GREY BS381C-627

Burnt Metal

Nat Metal inner panels

Radome GLOSS Black
Weathers to SEMI GLOSS
Brown-Black

Low Vis Radome see a/c XV470

FOR EARLIER GLOSS SCHEMES TYPE A ROUNDLS ARE AVAILABLE ON SHEET A48 - 1 TOGETHER WITH MORE STENCIL MARKINGS

McDONNELL DOUGLAS F-4M/RAF PHANTOM FGR2
(Also applicable to F-4K/FG1 in RAF service)

SHEET A48 - 2

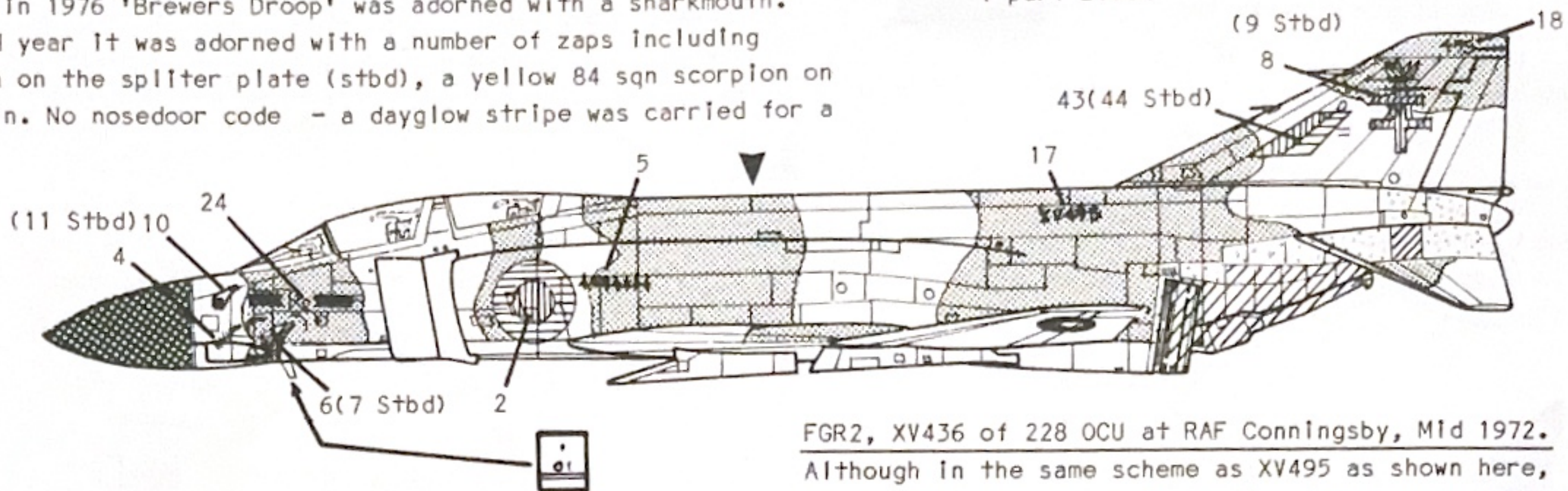
ALMARK DECALS

E.D. MODELS., 64 STRATFORD ROAD,
SHIRLEY, SOLIHULL B90 3LP,
ENGLAND. Tel: 021-744-7488

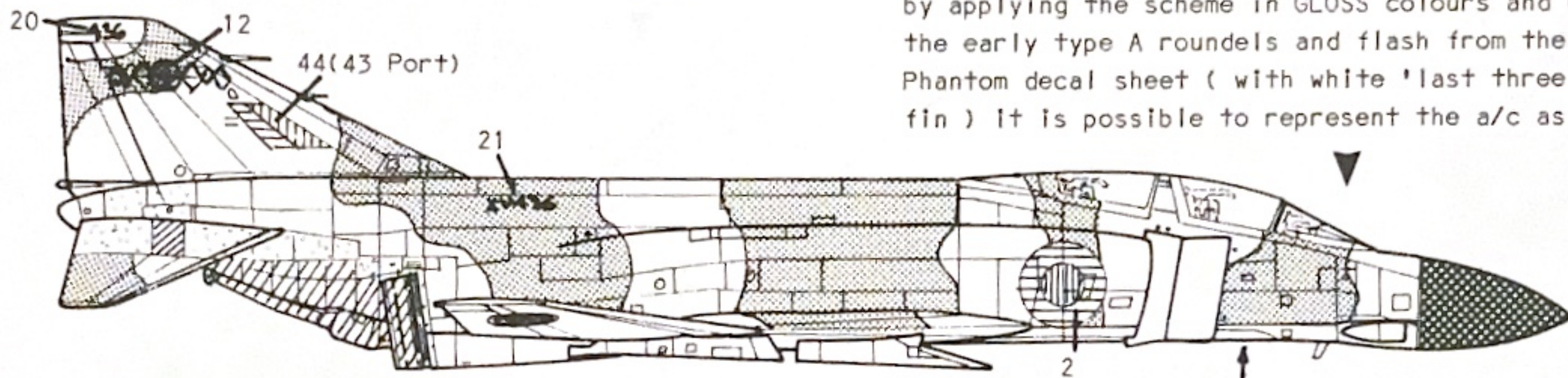
©

FGR2, XV495 of 41 sqn at RAF Conningsby, Early 1976.
 DARK GREEN/DARK SEA GREY, LIGHT AIRCRAFT GREY u/s.
 Early in 1976 'Brewers Droop' was adorned with a sharkmouth.
 By mid year it was adorned with a number of zaps including
 43 sqn on the splitter plate (stbd), a yellow 84 sqn scorpion on
 the fin. No nosedoor code - a dayglow stripe was carried for a
 time.

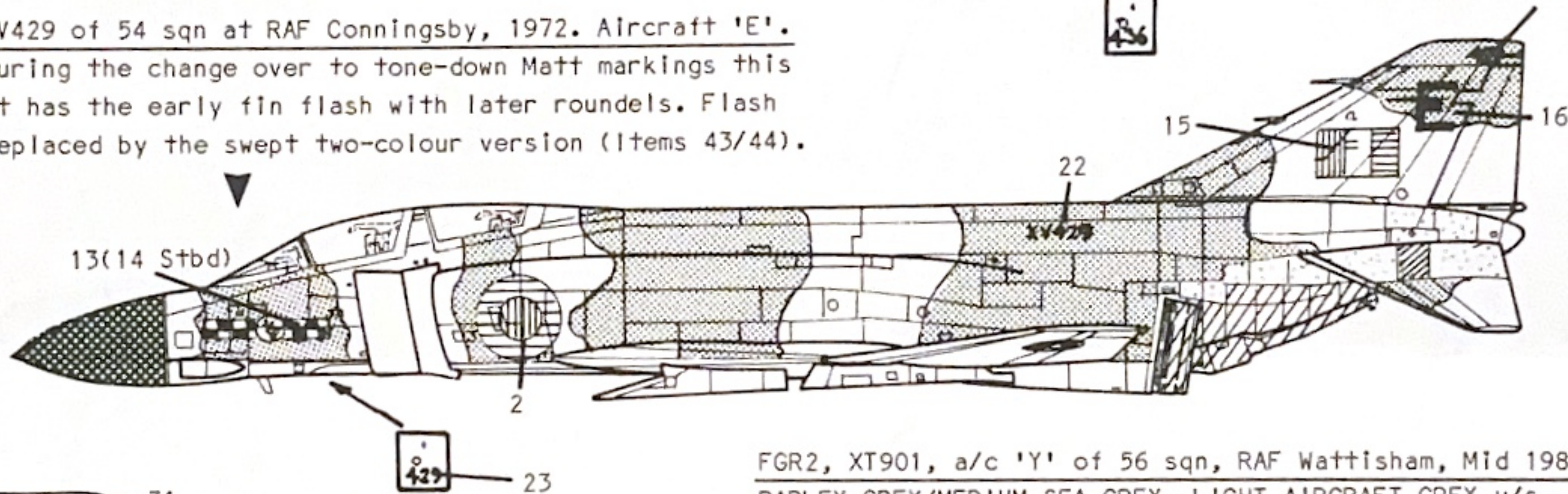
If BARLEY GREY unavailable mix
 20 parts Light a/c Grey to
 1 part Black




FGR2, XV436 of 228 OCU at RAF Conningsby, Mid 1972.
 Although in the same scheme as XV495 as shown here,
 by applying the scheme in GLOSS colours and using
 the early type A roundels and flash from the naval
 Phantom decal sheet (with white 'last three' on the
 fin) it is possible to represent the a/c as in 1970.



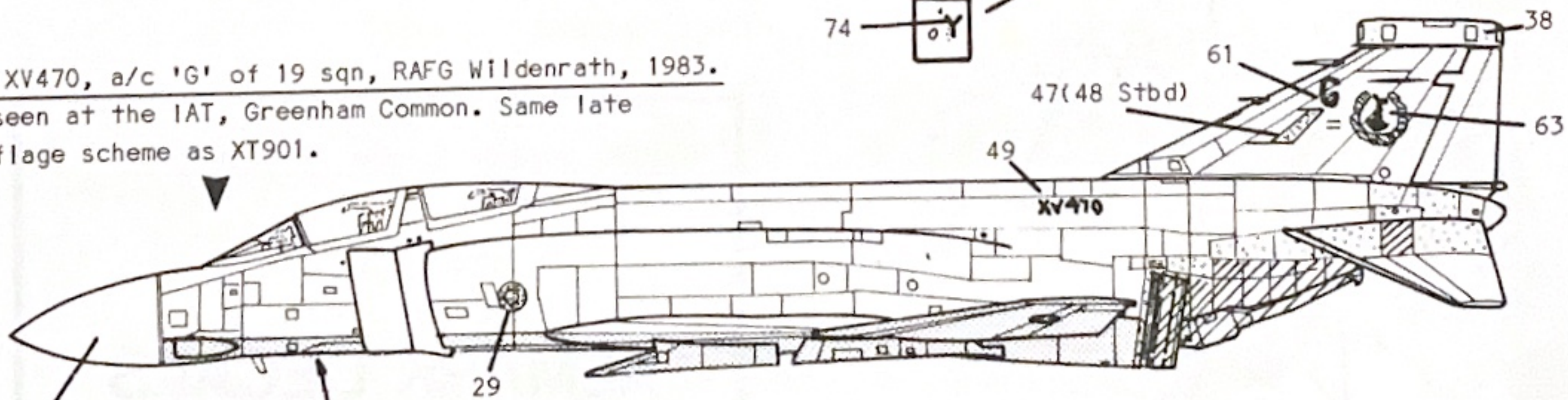
FGR2, XV429 of 54 sqn at RAF Conningsby, 1972. Aircraft 'E'.
 Shown during the change over to tone-down Matt markings this
 aircraft has the early fin flash with later roundels. Flash
 later replaced by the swept two-colour version (Items 43/44).



FGR2, XT901, a/c 'Y' of 56 sqn, RAF Wattisham, Mid 1983.
 BARLEY GREY/MEDIUM SEA GREY, LIGHT AIRCRAFT GREY u/s.
 Sporting a sharkmouth inspired by VF111/F-14 markings
 and seen at the international Air Tattoo, Greenham Common.



FGR2, XV470, a/c 'G' of 19 sqn, RAFG Wildenrath, 1983.
 Also seen at the IAT, Greenham Common. Same late
 camouflage scheme as XT901.



Low Vis radome BARLEY GREY.
 slight variations in shade
 compared with uppersurfaces
 common. Both a/c on this
 sheet were fresh match



Typical underwing code (XV470 shown)
 Read from aft on Stbd wing (shown),
 from fwd on Port wing. Make up from
 selection of letters, Item 1.



ITEM	REF - Std Cam	REF - Low Vis Cam
Nosedoor Caution data	3	None
Tailcone Caution data - P & S	4a	4a
Aft Canopy marking - Port	5a or 70	84
Fwd Canopy marking - Port	7a	84
Fwd Canopy marking - Port	71	6a
Aft Canopy marking - Port	67 or 8a	83
Lift marking - P & S	9a	97a
Wingfold joint caution - Port	10a	88a
Wingfold joint caution - Stbd	11a	89a
Fuselage marking - Port	None	13a
Fuselage data - Left justified - P & S	14a	79
Fuselage data - P & S	15a	80
Fuselage data - Right justified - P & S	16a	81
Wingfold warning & caution - P & S	17a	95a
Caution data, upperwing & slat - P & S	18a	85a
'No Step' on slats - P & S	19a	86a
'No Step' on flap - P & S	20a	87a
Caution data on slat - P & S	21a	94a
Walkway - Stbd	22a	1a
Walkway - Port	23a	2a
'No Step', upperwing - P & S	24a	90a
'No Push', wing stowed position - P & S	25a	91a
Stabilator - 'No Push' - P & S	26a	92a
'No Push' data on slat - P & S	27a	93a
Underfuselage markings	25	68
Ejection seat warning triangle - P & S	26	26
Ejector rack warning triangle - P & S	27	27
Undernose radome strip (wrap around)	28	96a
'No Hand Hold' - Port	30	30
Rescue Panel - Stbd	32	32 - (English & German
Access Panel	33	33 (versions on RAFG
Rescue Panel, English - Port	39	39 (a/c, eg; XV415
Rescue Panel, Eng/German - Port	40	40 - RAFG a/c, eg; XV415
Intake warning arrows - P & S	None	52 or 78
Radome marking - Port	58	53 or 58 (53 on XT901)
Radome marking - Stbd	57	53 or 57 (53 on XT901)
Door Outline - Stbd	64	64
Panel under nose	72	72
Fuselage stripe - Port	75	12a
Intake Guard location - Port	76	98a
Intake Guard location - Stbd	77	99a
Fin data warning - P & S	100a	100a

NOTE: Because the transfer sheet numbering system restarts at ref 1 after ref 100 the suffix 'a' has been added to indicate that these numbers will be located on the second (smaller) sheet titled the 'Addendum Sheet'. Hence duplicated references 1 to 27 are arranged such that 1 to 27 are on the main sheet and 1a to 27a on the addendum sheet.

Illustration overleaf shows standard camouflage references only - for the low vis equivalent see table above.

STENCIL MARKINGS - McDONNELL DOUGLAS F-4K/M; RAF PHANTOM FG1/FGR2

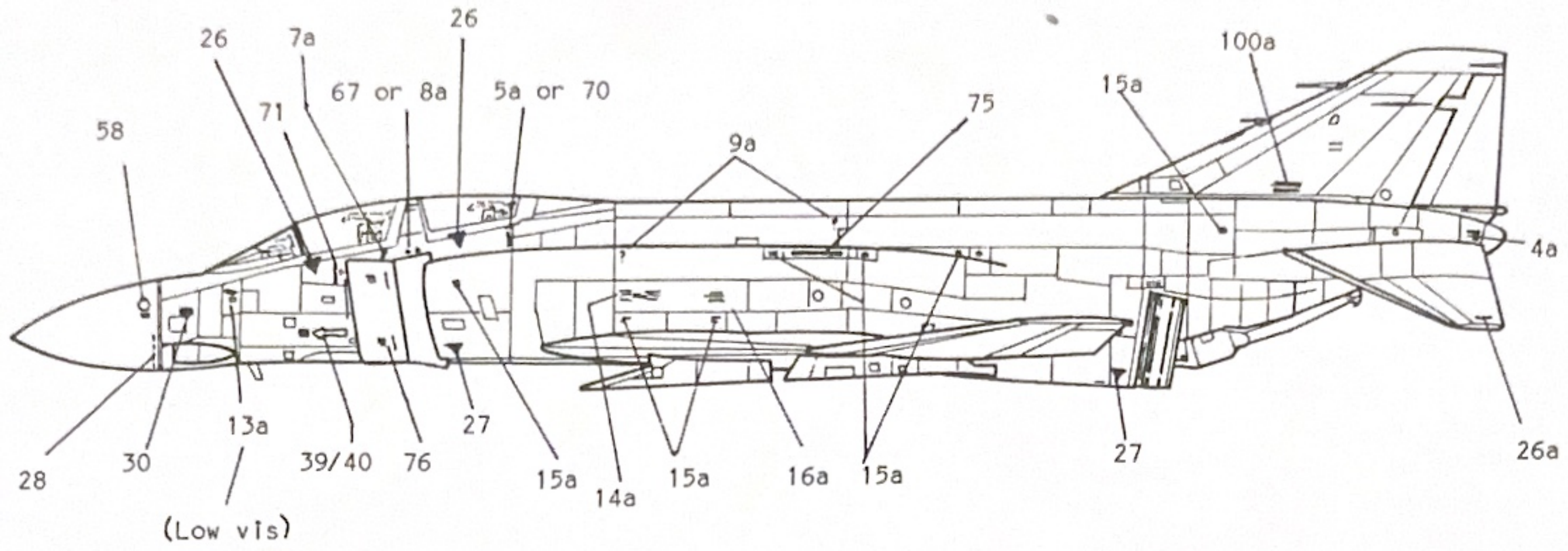
SHEET A48 - 2

ALMARK DECALS

E. D. MODELS., 64, STRATFORD ROAD, SHIRLEY, SOLIHULL, B90 3LP, ENGLAND.
TEL: 021-744-7488

©

©

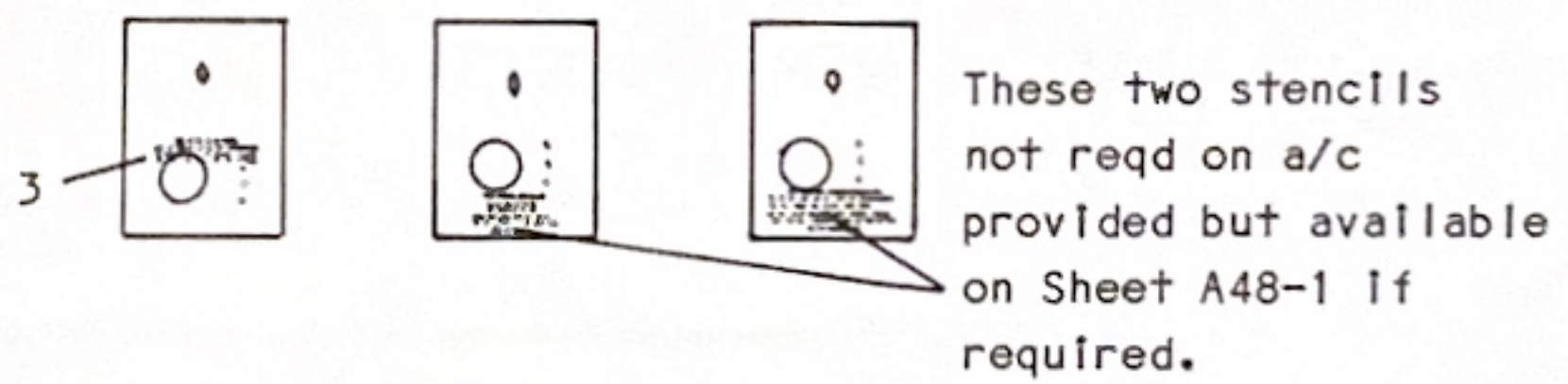
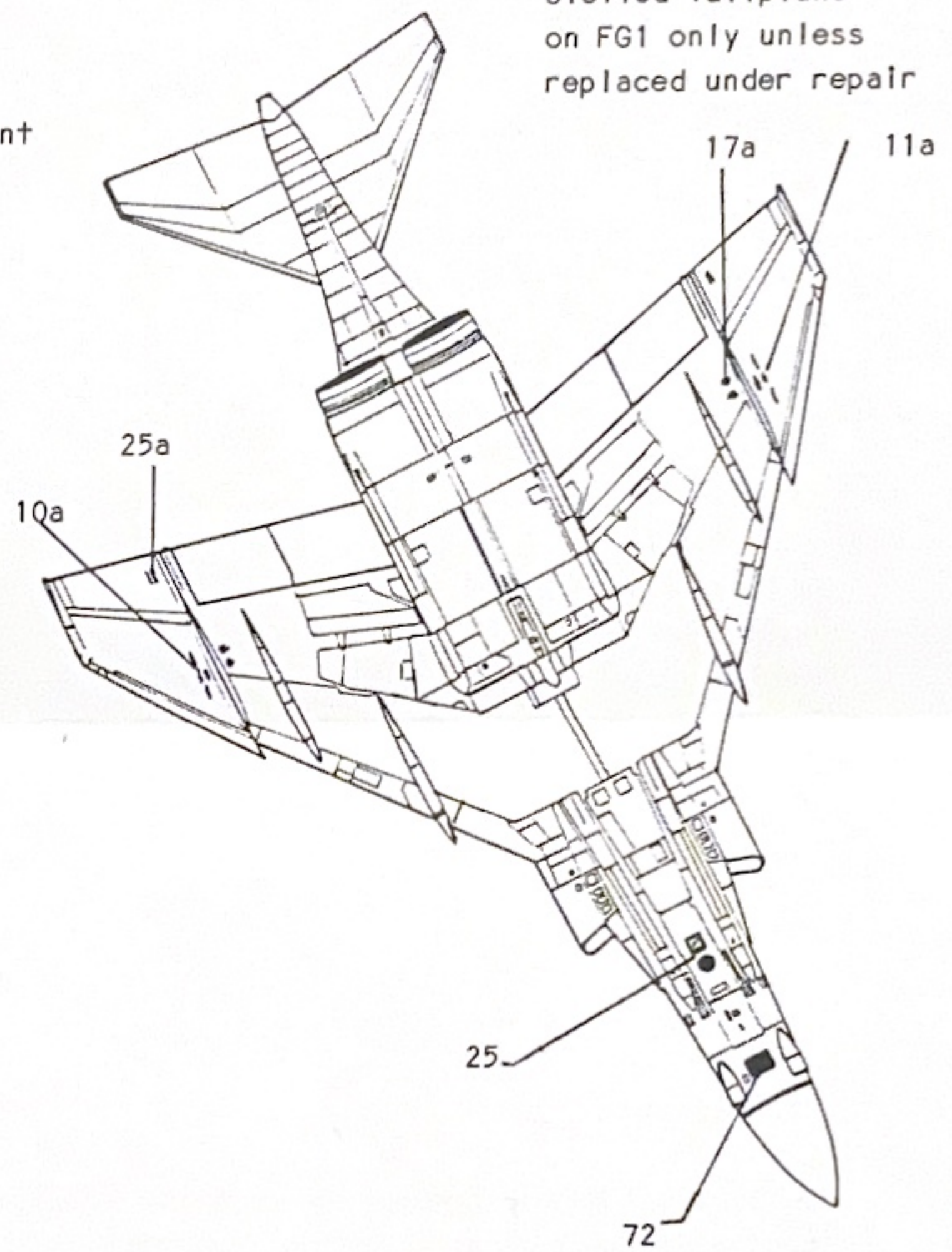
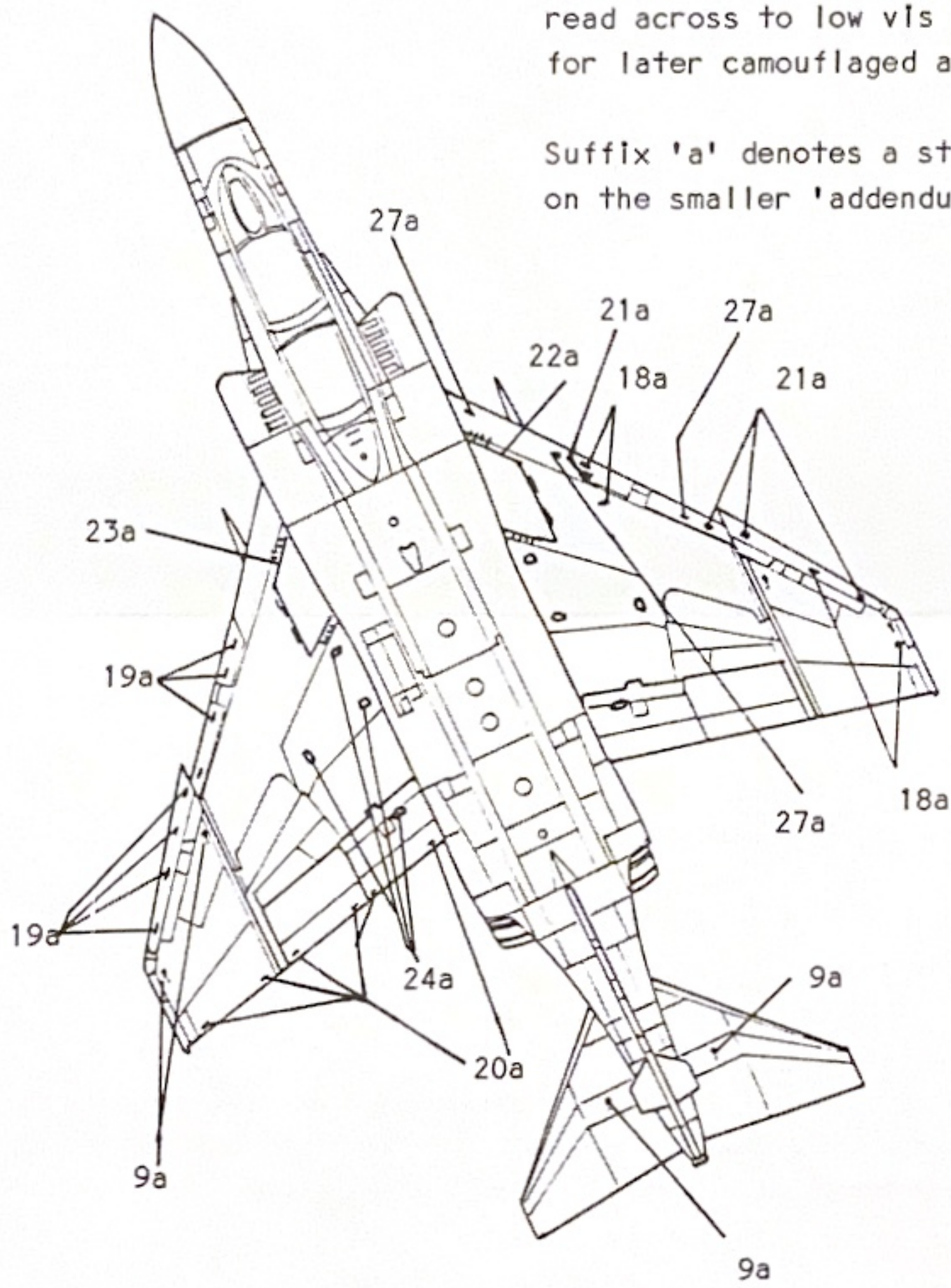


RAF PHANTOM FG1 and FGR2 - McDONNELL DOUGLAS F-4K and M
STENCILS

Stencils for Std Camouflage read across to low vis equivalent for later camouflaged a/c

Suffix 'a' denotes a stencil on the smaller 'addendum' sheet

Slotted tailplane on FG1 only unless replaced under repair



Wheeldoor Variations

