



1/35 MILITARY MINIATURE VEHICLE UPGRADE SERIES PE35510

WWII German RSO/01 type 470

二战德军RSO-01 470型军用拖拉机改造件

[For TAMIYA /ITALERI]

推荐使用工具 RECOMMENDED TOOLS

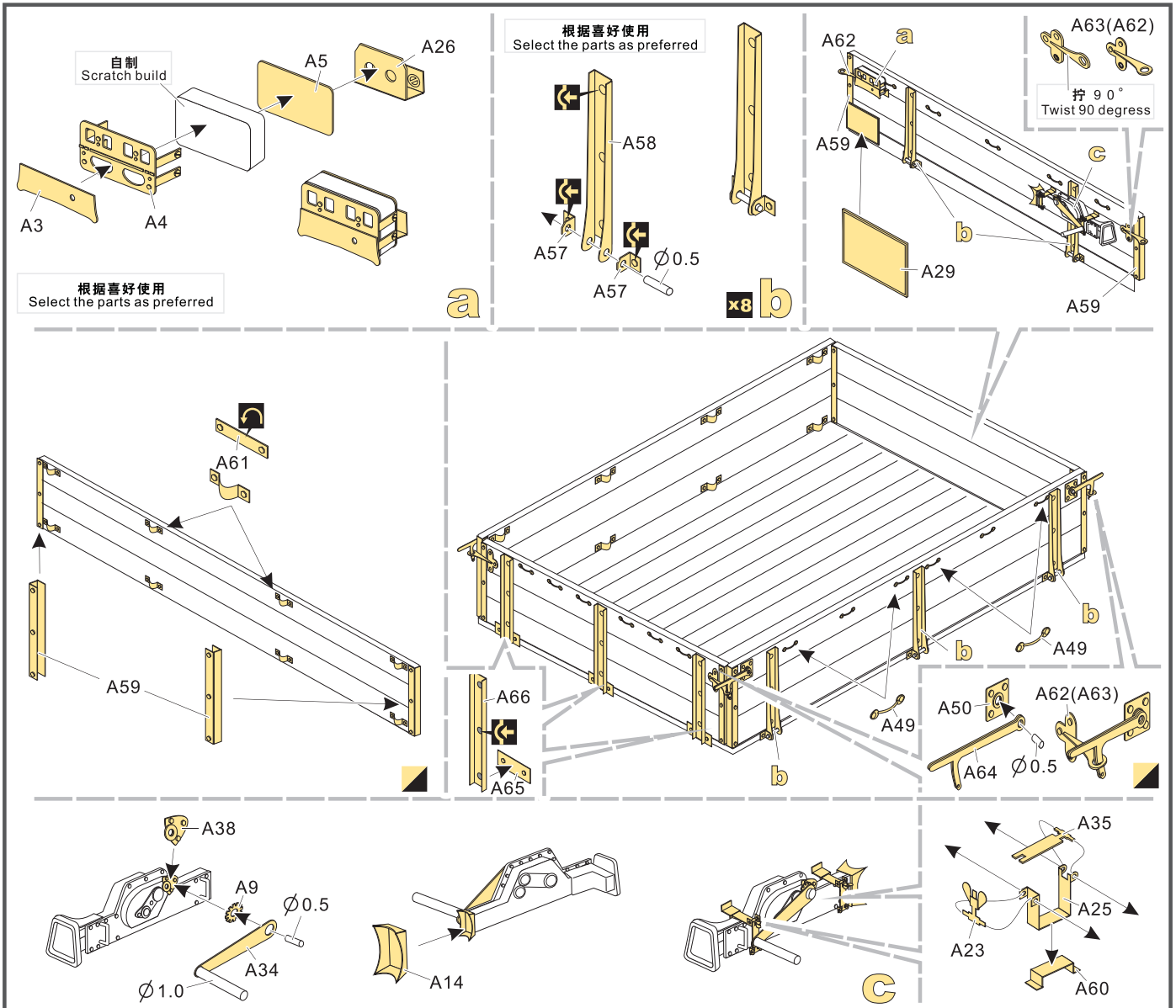


- 安装
install
- 折叠
bend
- A1**
改造件零件编号
PE/resin part number
- B12**
原零件编号
kit part number
- C22**
被替换的原零件编号
replaced kit part number
- 另一侧相同制作
repeat on opposite side
- 切除
remove
- 打磨
grind off
- 弧度卷曲
radial bending
- x2**
制作若干组
multiple assembly
- 选择安装
alternative
- 钻孔
drill
- 用胶棒制作
make from plastic rod

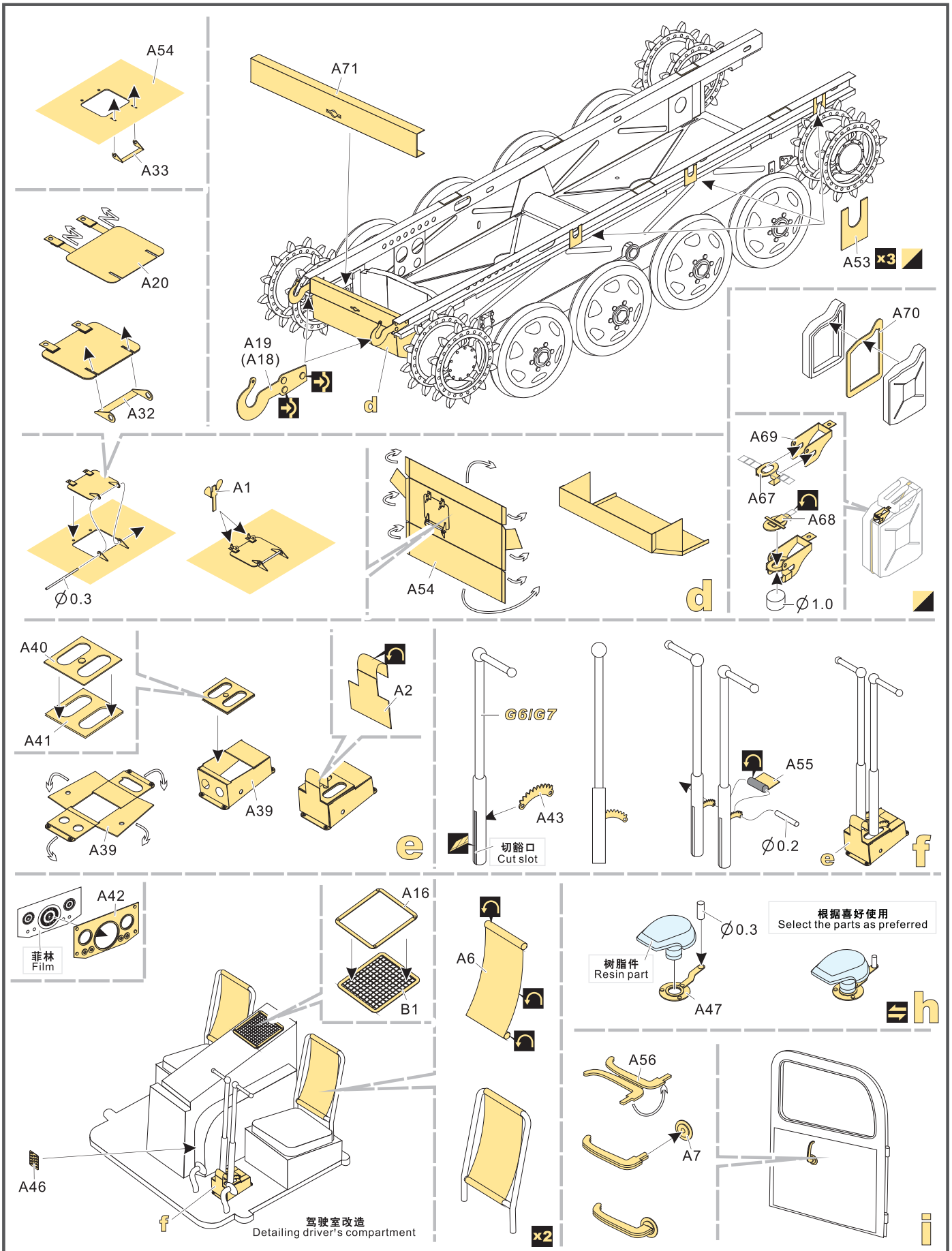
用尖端在凹槽处冲压
use penpoint to press on the dent

蚀刻片零件内朝面向上
Put the part upside down

用笔尖在凹槽处刺
Use penpoint to press on the dent



1/35 MILITARY MINIATURE VEHICLE UPGRADE SERIES PE35510



1/35 MILITARY MINIATURE VEHICLE UPGRADE SERIES PE35510

1 ⇌ **2** ⇌ **3** ⇌ **4** ⇌ **5** ⇌ **6**

Recommended item

PE 35367	WWII German 75mm PaK 40/4 auf Steyr RSO basic(RIVETS INCLUD)
PE 35368	WWII German 75mm PaK 40/4 auf Steyr RSO driver's cabin
PE 35369	WWII German 75mm PaK 40/4 auf Steyr RSO Fighting platform(AMMO INCLUD)