
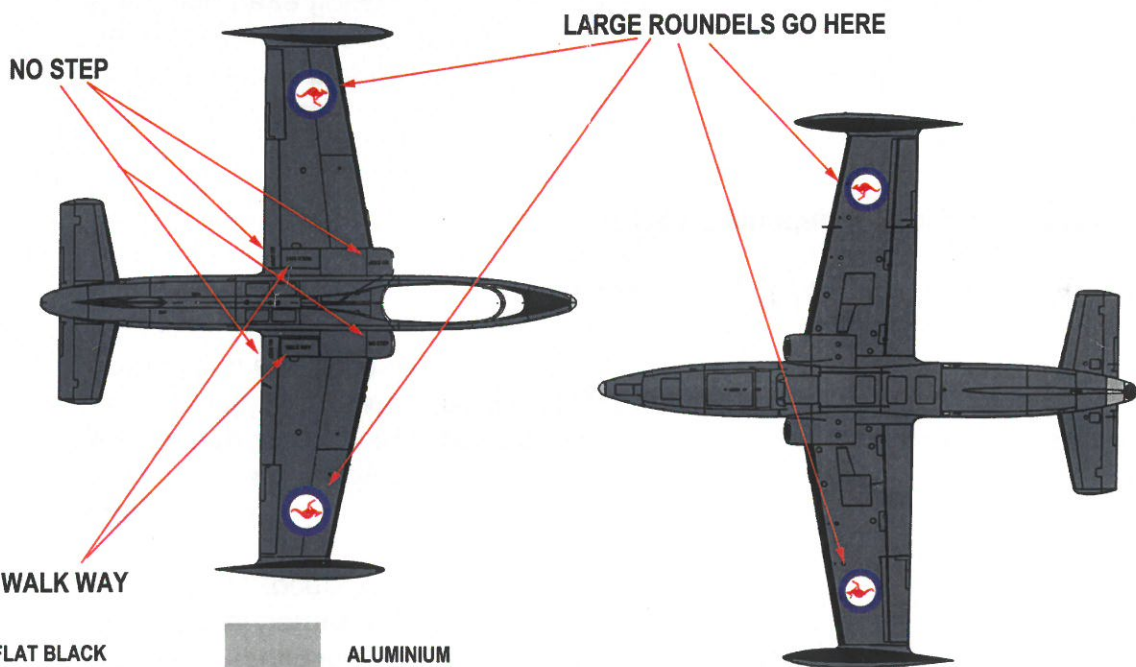





79 SQUADRON "LAST OF THE MACCHI" 1967 - 2001



A7-096 was painted originally like this to see how the new Bae Hawk scheme would look. In the end this aircraft ended up being one of last macchi aircraft to leave RAAF Base Pearce in 2001



- FLAT BLACK
- ALUMINIUM
- DARK SEA GRAY BS 638
- GLOSS BLACK

AAF-78 79 SQUADRON "LAST OF THE MACCHI" 1967 - 2001

HAWKEYE MODELS AUSTRALIA

INSTRUCTIONS:

Prepping the surface.

1. For best results in the Colour of the decals it is recommended to use the white decal before applying the colored decals.
2. Then start proceedings with decal application.

Applying decals.

1. When you are ready to start applying the decals, It is recommended to cut as close to the item as possible to achieve the best results from them.
2. When soaking in water you only need to soak them for a maximum of 11seconds and then slide the item off the paper and straight on to the model.
3. Once on the model and in the right position, lightly press down on it with a dry tissue to soak up the excess water.
4. Once the decal has set and is dry you may then start to trim any excess off.

Finishing touches.

1. Once the decals has dried and you have cut off any excess You may need to do some touch up with some paint.
2. When you have finished the touch up you will then need to spray a clear gloss lacquer over the decal area.

Warning: Be very gentle with the decal film when applying to model. As the decal film is very thin and may tear if mistreated.

We hope you enjoy these decals!

If you suffer any difficulties please e-mail Steven Evans at sgevans@bigpond.com and he will try to help in what way he can.

**STEVEN EVANS
Owners / Managers
Hawkeye Models Australia**



NO STEP



NO STEP



NO STEP

NO STEP

NO STEP



NO STEP