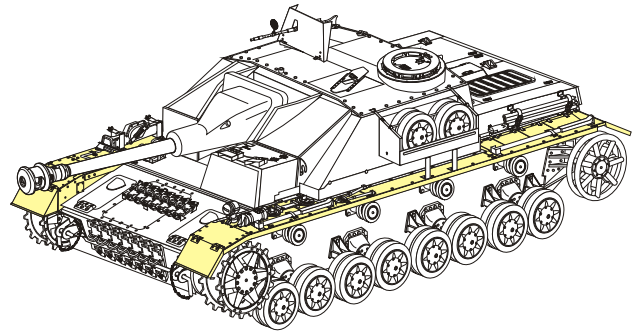


1/35 MILITARY MINIATURE VEHICLE UPGRADE SERIES PE351203


## WWII German StuG.IV Fenders

### 二战德军IV号突击炮翼子板改造件

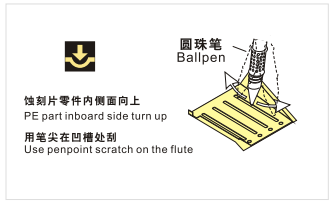
[For RFM 5060]



#### 推荐使用工具 RECOMMENDED TOOLS



- 安装 install
  - 折叠 bend
  - 弧度卷曲 radial bending
  - 选择安装 alternative
  - 切除 remove
  - 钻孔 drill
  - 注意 caution
  - 用尖端在凹槽处冲压 use penpoint to press on the dent
  - 打磨 grind off
  - 填补 fill
  - 用铜管制作 make from brass tube
  - 用胶棒制作 make from plastic rod
- A1** 改造件零件编号 PE/resin part number
- B12** 原零件编号 kit part number
- C22** 被替换的原零件编号 replaced kit part number
- x2** 制作若干组 multiple assembly
- x2** 另一侧相同制作 repeat on opposite side



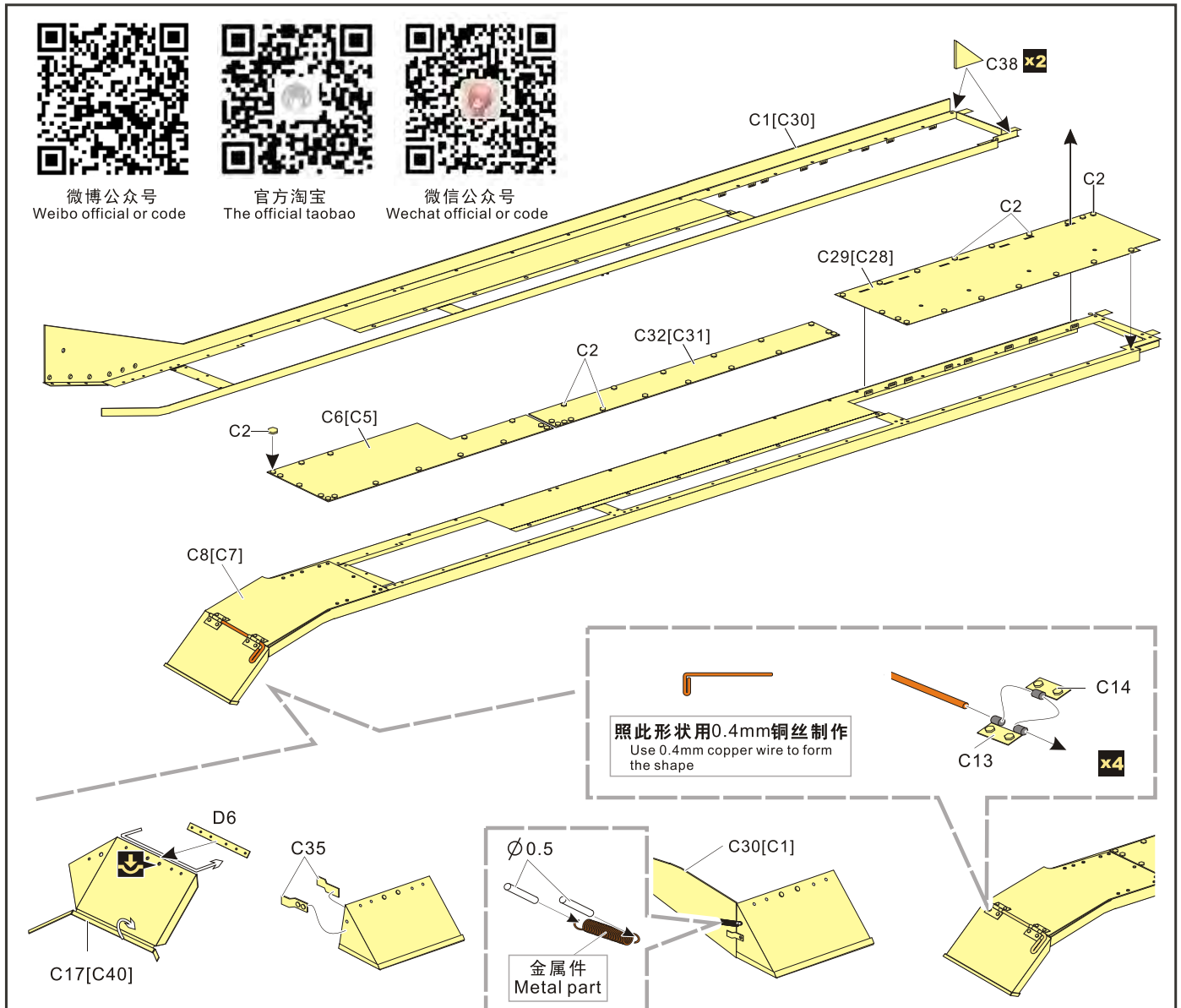
微博公众号  
Weibo official or code



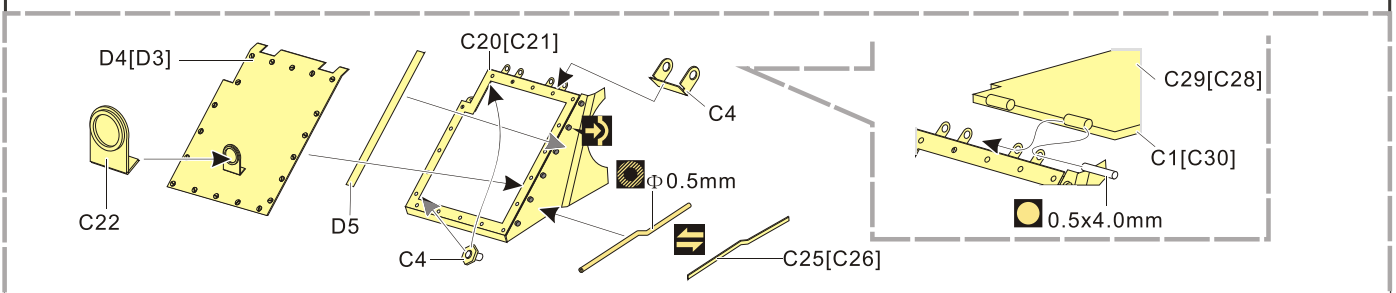
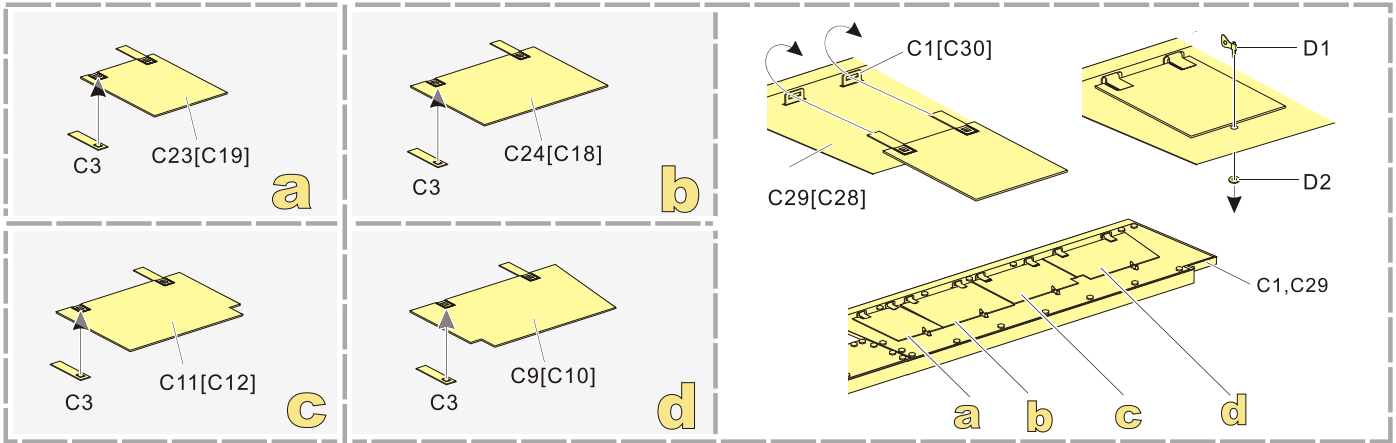
官方淘宝  
The official taobao



微信公众号  
Wechat official or code



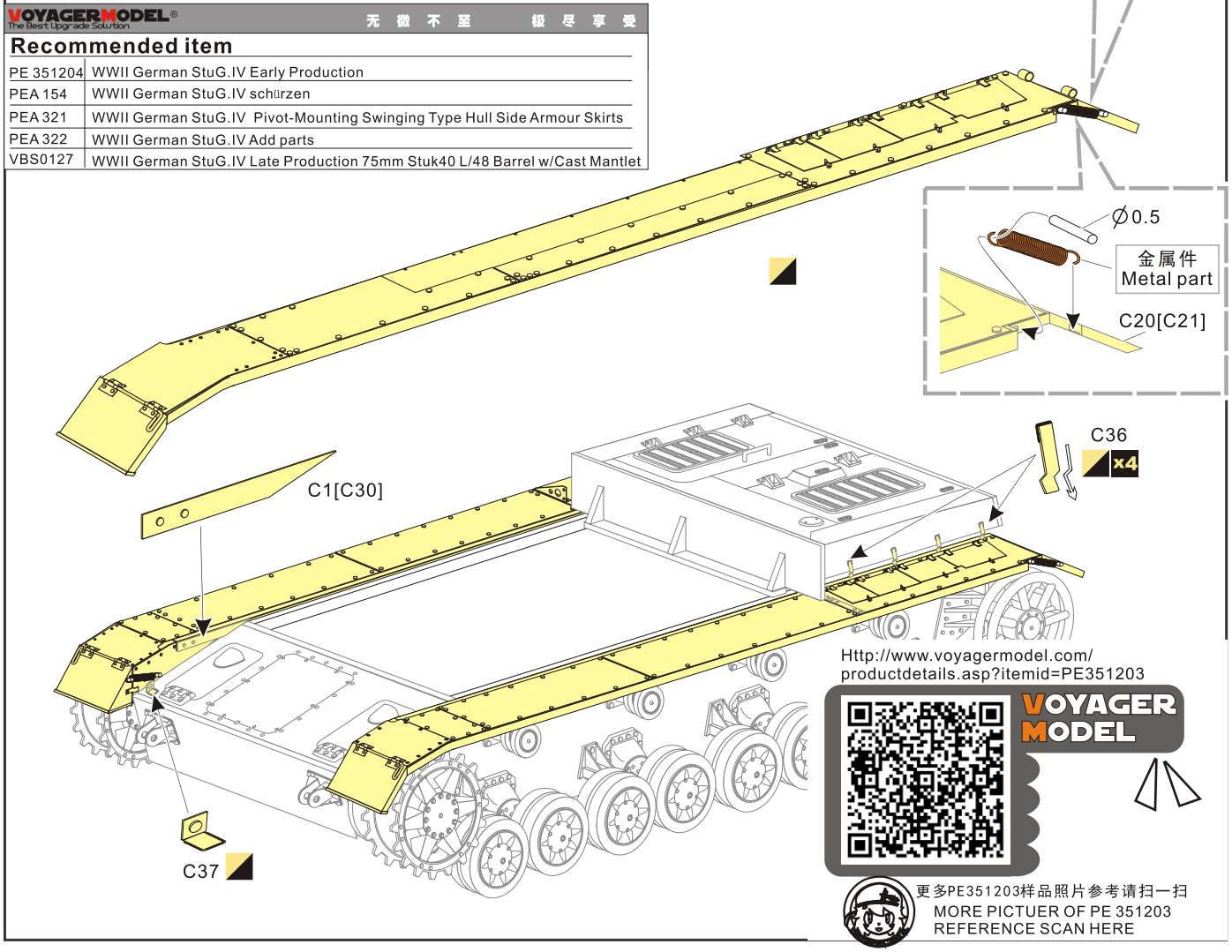
1/35 MILITARY MINIATURE VEHICLE UPGRADE SERIES PE351203



**VOYAGERMODEL®** The Best Upgrade Solution 无微不至 极尽享受

**Recommended item**

PE 351204	WWII German StuG.IV Early Production
PEA 154	WWII German StuG.IV schürzen
PEA 321	WWII German StuG.IV Pivot-Mounting Swinging Type Hull Side Armour Skirts
PEA 322	WWII German StuG.IV Add parts
VBS0127	WWII German StuG.IV Late Production 75mm Stuk40 L/48 Barrel w/Cast Mantlet



[Http://www.voyagermodel.com/productdetails.asp?itemid=PE351203](http://www.voyagermodel.com/productdetails.asp?itemid=PE351203)

**VOYAGER MODEL**

更多PE351203样品照片参考请扫一扫  
MORE PICTUER OF PE 351203  
REFERENCE SCAN HERE