

Hellenic Air Force AB205 SAR

The Hellenic Air Force (HAF) uses the AB 205 and AB 205A-1 in the Search And Rescue (SAR) role, the type first entering service in 1971. It replaced the elderly Sikorsky H-19 then in service with the 358 SAR sqn., based at Elefsis AB near Athens. In 1976 more helicopters were received and in later years a few more were also handed over to the HAF by the Hellenic Army's aviation arm. The squadron's aircraft can be detached to air bases all over Greece to provide SAR capabilities. The AB 205A-1 can be distinguished from the AB 205 by the position of its tail rotor. The AB 205 A1 has the tail rotor on the right (starboard) side and the AB 205 on the left (port) side. The tail rotor markings are also different. On the AB 205A-1 the blades have three black stripes while on the AB 205 only one wider red stripe. Originally, and until some time in the late 1980s, both sub types carried a red stripe on their tail rotor blades as shown in the photo below.



Photo: T. Metsovitis



Photo: T. Metsovitis





Photo: T. Metsovitis





These helicopters have always been finished in a Green - Dark Grey- Light Grey scheme with a broad yellow band (FS 13538) outlined in black to signify their SAR role. The two top colours have varied with two combinations having been seen: FS 34064 with FS 36081 and FS 34079 with FS 6270. The undersides have always been finished in FS 36622. Markings are fairly standard with only detail variations sometimes apparent between machines. Roundels appear on both surfaces of both the horizontal stabilizers.



Photo: T. Metsovitis




Photo: T. Metsovitis



Photo: T. Metsovitis

Aircraft 4399 photographed in April 2012. Its finish is fairly new and in new condition with the only signs of weathering being the exhaust gas staining on the tail boom and some bird droppings on the doors. This is because when stationary the rotor is always secured in the longitudinal position and the two stabilizer bars that protrude to the sides seem to be very popular as resting places for birds!



Photo: G. Tsirikopoulos



NOTE: Marking 6 on aircraft 4509 was very faded, almost invisible.



The emergency flotation bags may be light grey or almost black. Likewise the "Barracuda" logo on the emergency flotation bags can vary from one machine to another.

NOTE: The modeller can portray aircraft 4396 by separating the last "9" from marking 14 and turning this upside down to create the "6".



Photo: G. Tsirikopoulos

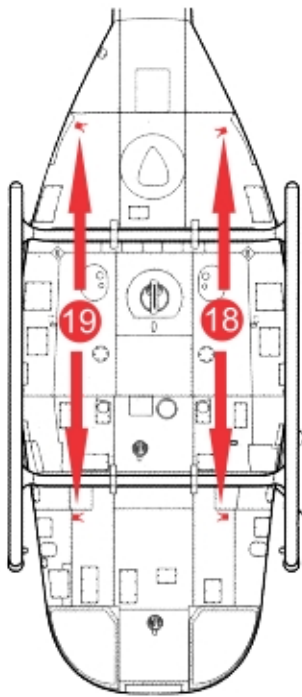
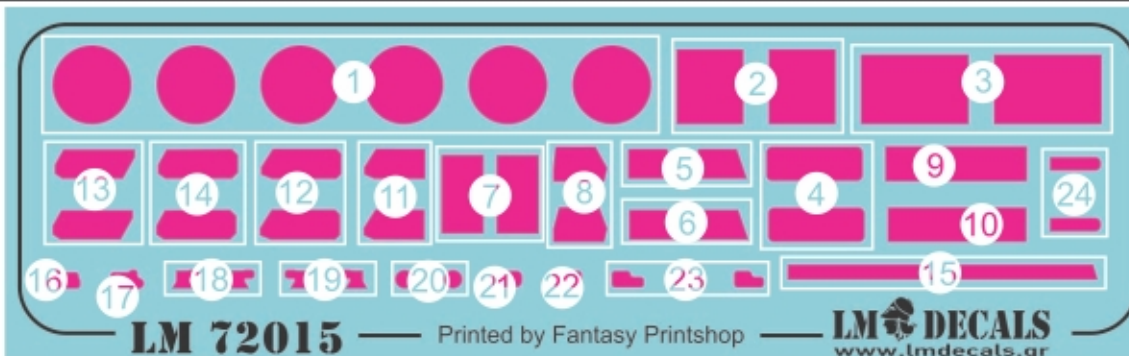


Photo: T. Metsovitis

NOTE: Markings 17 and 21 are for the port side doors. Markings 16 and 22 are for the starboard side doors.

Hellenic Air Force AB205 SAR

LM72015



NOTE
The markings below have been printed on a digital Sol-Ink printer by DecalPrint.de. The modeller should treat these with extra care and cut as close as possible to the design because the carrier film extends over the complete decal paper.



ATTENTION!

This symbol indicates that alternative markings are applicable in this position **OR** that the same marking applies to more than one colour scheme.

If the modeler wishes to portray a particular aircraft of this type used by the HAF for which the serial number is not included in this decal set, these markings can be printed to order so as to complement the other markings available in this set. To order please contact LM Decals at: info@lmdecals.gr

Disclaimer

Some pictorial material used in this instruction sheet has been found on the internet, sometimes on sites which are no longer available or on ones which do not quote the original holder of copyright. It is not LM Decals' intention to plagiarise anybody else's work or infringe on anybody's copyright. If any of the material seen here is your own please get in touch and all due credit will gladly be given.

This instruction sheet may be downloaded and printed for your personal use.
Decals printed by: Fantasy Printshop
www.lmdecals.gr