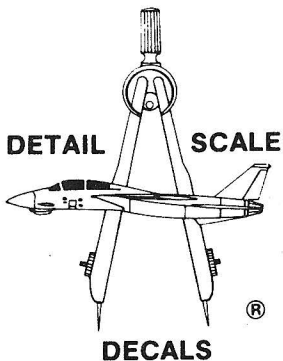


33RD TACTICAL FIGHTER WING F-15A and F-15B EAGLES

SHEET 0748, 1/48th SCALE
DESIGNED FOR THE MINICRAFT/HASEGAWA
AND MONOGRAM 1/48th SCALE F-15 KITS




COMPARE DETAIL & SCALE
DECALS TO OTHER DECALS
YOU MAY BE USING. YOU WILL
SEE A BIG DIFFERENCE IN
ACCURACY, DETAIL, AND
INSTRUCTION SHEETS.




RESEARCH BY BERT KINZEY

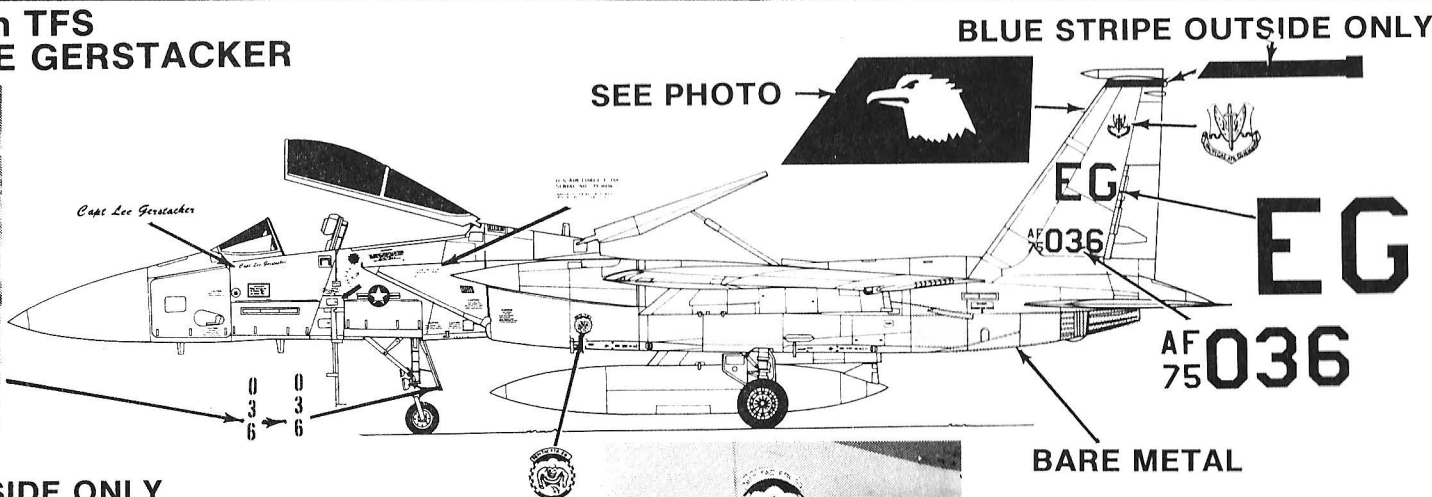
THIS SHEET PROVIDES DECALS FOR FOUR F-15s FROM THE 33RD
TACTICAL FIGHTER WING, EGLIN AFB, FLORIDA.



F-15A, 75036 58th TFS PILOT, CAPT. LEE GERSTACKER



Nose gear of 75036 showing markings on the inside of the rear door.




Outside of left tail

BLUE STRIPE OUTSIDE ONLY



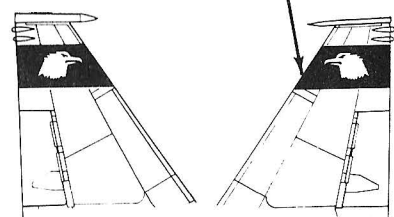
Outside of right tail.



58th TFS insignia on left intake.




Inside of right tail.



Inside of left tail.

This aircraft was the personal aircraft of Captain Lee Gerstacker. It was formerly assigned to the 1st TFW at Langley AFB, where it was named, "The Tidewater Alligator."

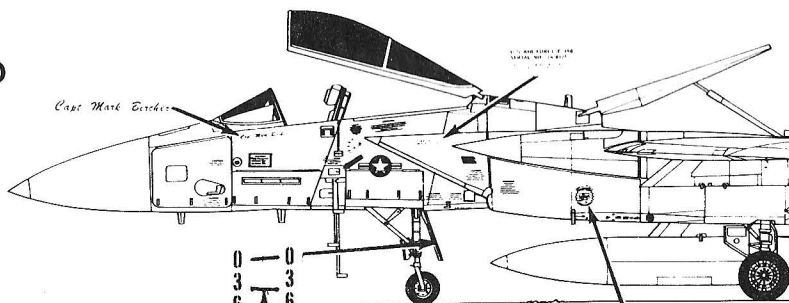
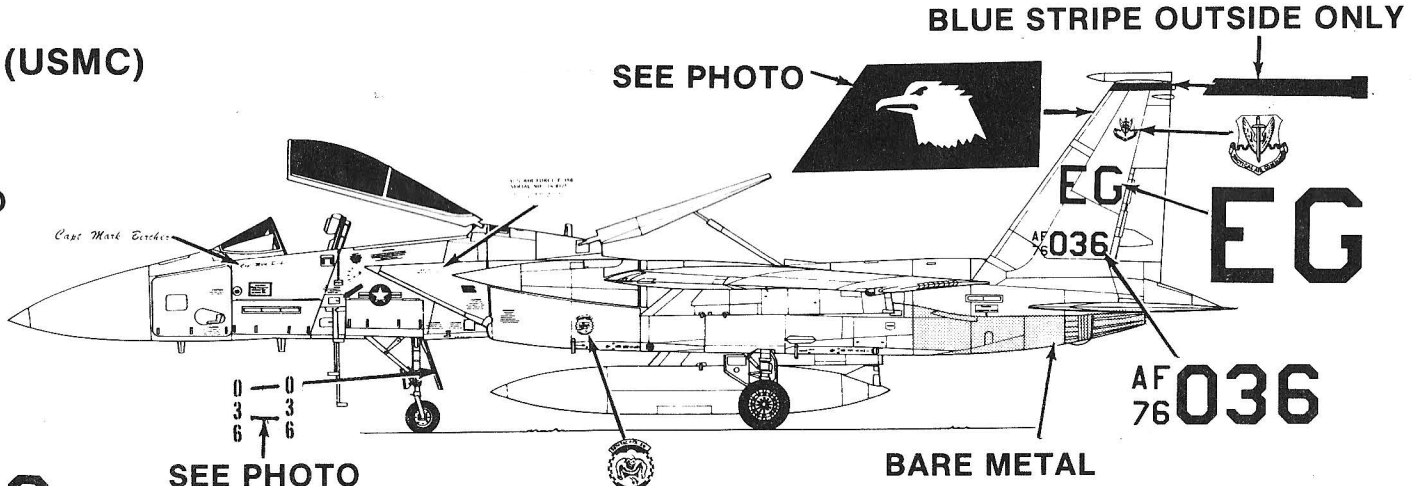


33rd TFW badge on right intake.

Use kit decals for national insignia and all stencils.

F-15A, 76036 58th TFS PILOT, CAPT. MARK BIRCHER (USMC)

SEE PHOTO
BLUE STRIPE OUTSIDE ONLY



SEE PHOTO

EG EG AF 76 036

BARE METAL

This aircraft was the personal aircraft of Captain Mark Bircher, an exchange pilot from the USMC to the 33rd TFW. Although pilots had their names on specific aircraft, the pilots would fly whichever aircraft was assigned for a given mission, and would usually fly their own aircraft as a matter of coincidence rather than design.




Use kit decals for national insignia and all stencils.

Markings for 76036 are the same as those shown for 75036 above, except for the differences shown on these drawings.

WING COMMANDER'S AIRCRAFT
F-15A, 76033, "GULF SPIRIT"
PILOT, COL. JACK PETRY


BLUE, YELLOW, RED STRIPES OUTSIDE ONLY



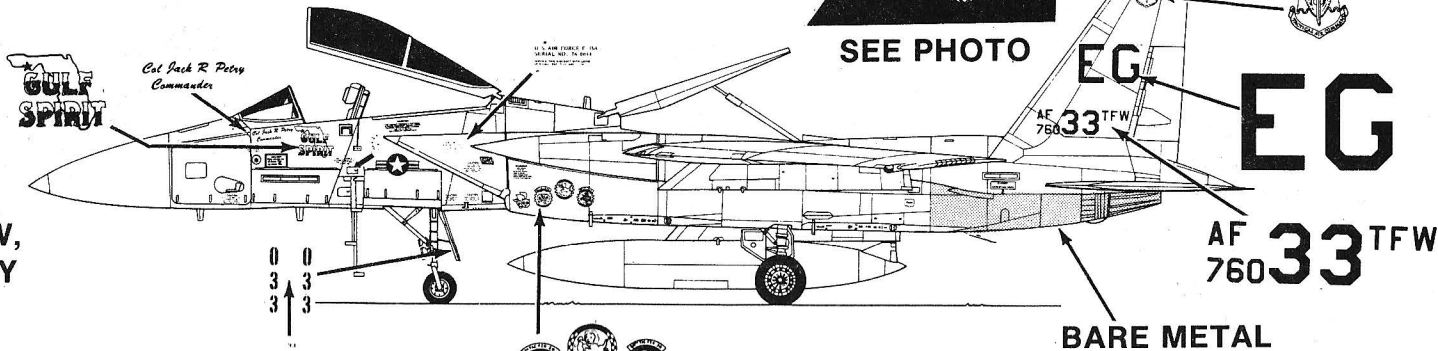
F-15A, 76033, as it appeared in October 1982. This was the third F-15 to be named "Gulf Spirit." The others were F-15A, 77100, and F-15C, 79833.



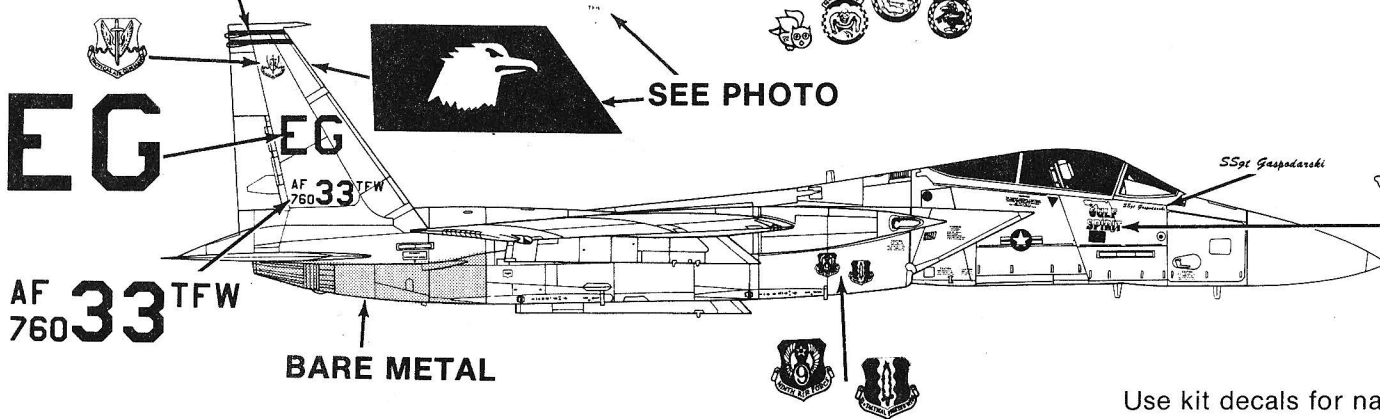
Markings on the left side of the nose.



Close-up of nose gear on 76033, showing markings on inside of rear door.




RED STRIPES
 BLUE, YELLOW,
 OUTSIDE ONLY



"Gulf Spirit" marking on the right side of the nose below the cockpit.


Use kit decals for national insignia and all stencils.



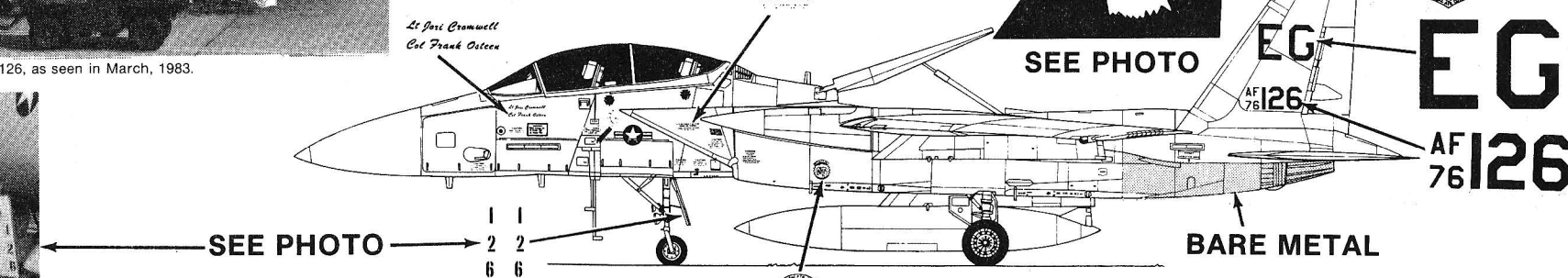
F-15B, 76126, as seen in March, 1983.

F-15B, 76126 58th TFS
PILOTS, LT. JORI CROMWELL, COL. FRANK OSTEN

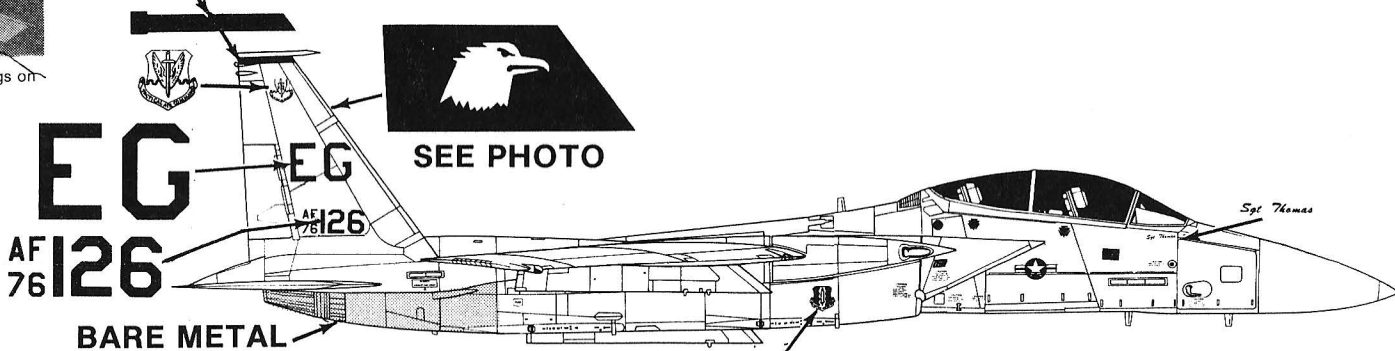
BLUE STRIPE OUTSIDE ONLY



Photos of nose gear showing markings on inner side of rear door.



BLUE STRIPE OUTSIDE ONLY



Vertical tails of 76126 showing markings.

Use kit decals for national insignia and all stencils.

PAINTING INSTRUCTIONS - ALL AIRCRAFT

All four aircraft are painted in the two tone ghost gray scheme. (FS 36375 and 36320) as shown on the Monogram kit instructions. The area around the engines in bare metal. Details should be painted as shown on the Monogram kit instructions.

USE OF KIT DECALS

Use kit decals for all basic stencils and national insignia. Refer to kit instructions for location.

NOTE

Extra serial numbers are provided in order to allow the modeler to build other F-15s. It should be noted that the 33rd TFW has flown the F-15C and F-15D. Regardless of the types flown, the markings have remained basically the same.

For a detailed look at the F-15 Eagle, see the **F-15 Eagle in Detail & Scale**, available from Aero Publishers, Inc. 329 West Aviation Road, Fallbrook, California 92028.

Detail & Scale provides you with the most accurate and thoroughly researched decals available to the scale modeler. Although we cannot answer all the letters we receive, we would appreciate your comments at Detail & Scale, Inc. P.O. Box 2190, Peachtree City, Georgia 30269.

DETAIL & SCALE HIGHLY RECOMMENDS THE INTERNATIONAL PLASTIC MODELERS SOCIETY. FOR MEMBERSHIP INFORMATION WRITE TO:

IPMS/USA
NEW MEMBERSHIPS
P.O. BOX 480
DENVER, COLORADO 80201