

EagleCals

EC#63

1/72

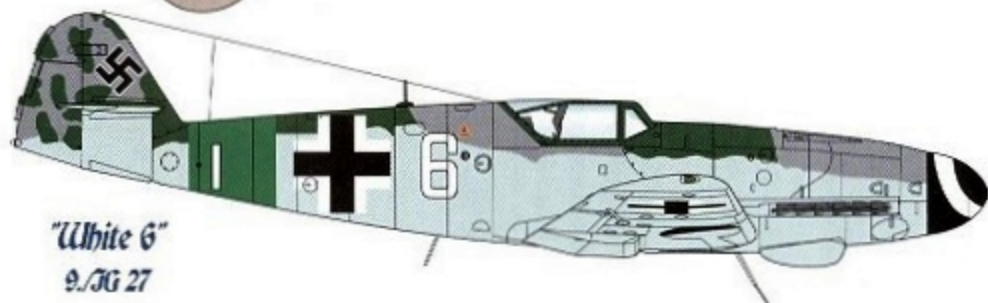
1/48 1/32

Bf 109 K-48

36 27 & 36 53

eagle

EDITIONS LTD.



"White 6"
9./JG 27



"Black 15"
IV./JG 53

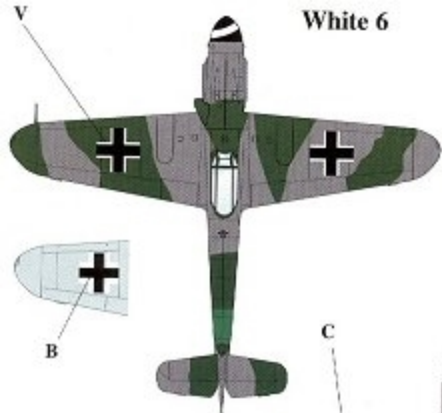


"Yellow 13"
15./JG 53

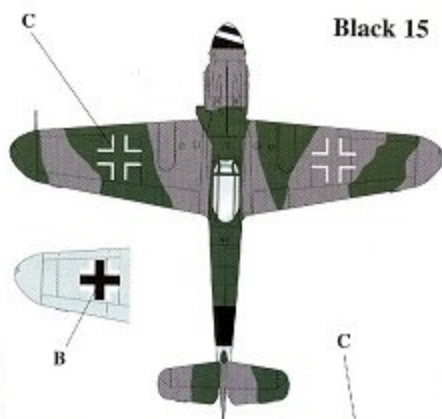


No. 5800

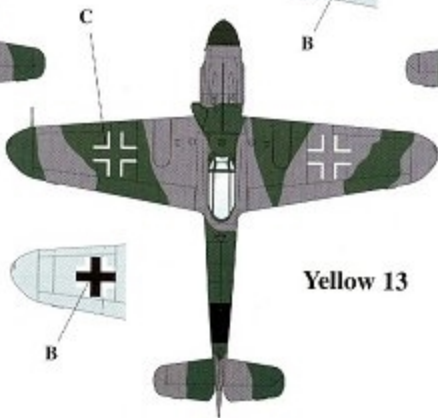
White 6



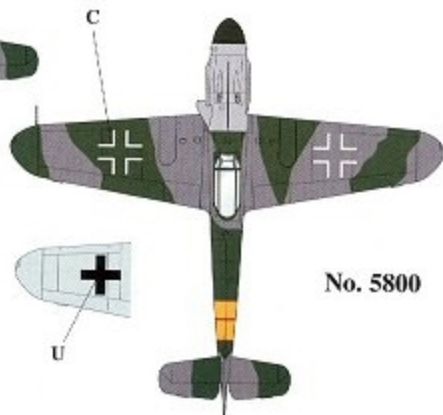
Black 15



Yellow 13



No. 5800



EagleCals # 63

Bf 109 K-4s
JG 27, JG 53

The final version of the Messerschmitt 109 series, the Bf 109 K, has always sparked a lot of interest. Unfortunately good photo reference, especially of colorful machines is scarce. Much of the available documentation is from photos taken after the war of derelict aircraft many on scrap piles. As a result, much of what we try to identify is speculation. Many of the photos show aircraft that appear to be pieced together and are painted a variety of camouflage colors that are difficult to interpret. The additional wing mounted landing gear doors and tail wheel doors added to the K series are missing on many photos. More than ever, the modeler has to make the final decision. To upgrade your Hasegawa Bf 109 in 32nd or 48th scale, we recommend **EagleParts #20** spinner, **EP#21** Drop Tank and **EP#25-32** supercharger intake. Each is available from your local hobby shop or **Eagle Editions**. A special thanks to Mark Proulx for his able assistance.

Reference: 1. Crandall, Jerry; **Wings of the Black Cross**. Eagle Editions Ltd. USA, 2003

2. Mol, Kees; Poruba Tomas; **Messerschmitt Bf 109K Camouflage & Marking** JaPo Czech Republic

For accurate color reference we recommend the Luftwaffe Color Chart published by Eagle Editions Ltd. featuring paint chips prepared by Warnecke and Böhm available from your local hobby shop or Eagle Editions Ltd.

"White 6" **W. Nr. Unknown** **Pilot Unknown** **9./ JG 27** **May 1945** **Germany**

Antennas unknown.

Colors: Undersurfaces: RLM 76 Light Blue; Uppersurfaces: RLM 75 Gray-Violet/RLM 83 Dark Green. Spinner: Black with White spiral provisional. Prop blades: RLM 70 Black-Green. RLM 25 Green Home Defense band on rear fuselage. Rudder and fin missing in photo, therefore speculative.

National Markings: Fuselage: 900 mm Black with White outline crosses, 300 mm *Hakenkreuz* Black with White outline provisional
Wings: Upper-1000 mm Black with White outline crosses, Lower-900 mm Black with White outline provisional

Stencilling: Factory standard,

Reference: #1, photos page 18, profile page 35

"Black 15" **W. Nr. 332579** **Pilot Unknown** **IV./JG 53** **Fall 1945** **Schleißheim, Germany**

Note *Werknummer* is in two locations, one lower part of fin and lower part of rudder. Antennas all intact.

Colors: Undersurfaces: RLM 76 Light Blue; Uppersurfaces: RLM 75 Gray-Violet/RLM 83 Dark Green.

Spinner: Black with White spiral. Prop blades: RLM 70 Black-Green. Black Home Defense band.

National Markings: Fuselage: 900 mm White outline crosses, 300 mm *Hakenkreuz* Black with White outline
Wings: Upper-1000 mm White outline crosses, Lower-900 mm Black with White outline

Stencilling: Factory standard

Reference: #1, photos page 19, profile page 36

"Yellow 13" **W. Nr. Unknown** **Pilot Unknown** **15./JG 53** **10 March 1945** **Koblenz, Germany**

Antennas all intact, provisional, but DF loop missing.

Colors: Undersurfaces: RLM 76 Light Blue; Uppersurfaces: RLM 75 Gray-Violet/RLM 83 Dark Green.

Spinner and Prop blades; RLM 70 Black-Green provisional. Home Defense band; Black Camouflage pattern and colors on vertical tail provisional.

National Markings: Fuselage: 900 mm White outline crosses filled with RLM 83 Green provisional,
300 mm *Hakenkreuz* Black with White outline provisional

Wings: Upper-1000 mm White outline crosses, Lower-900 mm Black with White outline provisional

Stencilling: Factory standard

Reference: #1, photos page 16, profile page 35

5800 **W. Nr. Unknown** **Pilot Unknown** **Unit Unknown** **May 1945** **München-Riem, Germany**

Antennas all intact. This aircraft has the outer landing gear doors installed.

Colors: Undersurfaces: RLM 76 Light Blue, some portions of underwing appear to be natural metal; Uppersurfaces RLM 75 Gray-Violet/ RLM 83 Dark Green. Cowling area appears to be a lighter value of RLM 75 than normal. Windscreen RLM 75. Wide

Yellow band between fuselage cross and tail and what appears to be Red primer lines on fuselage stations over the Yellow.

Spinner and prop blades: RLM 70 Black Green. Wavy line on starboard side of rudder appears to be RLM 76. Notice: The area to the rear of the Yellow band and the lower portion of the vertical fin differ slightly from the profile in Ref. #5. Modeler has the final judgement.

National Markings: Fuselage: 900 mm White outline crosses filled with RLM 83 Dark Green,
300 mm *Hakenkreuz* Black with White outline

Wings: Upper-1000 mm White outline crosses, Lower-900 mm Black

Stencilling: Factory standard

Reference: #2, page 52, 53