


Upper Wing:
White Border
Style.

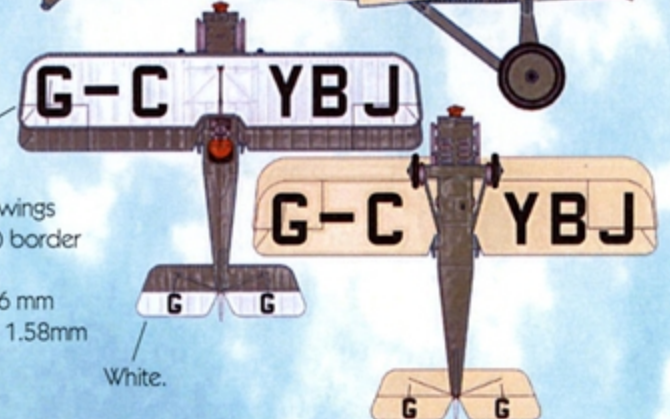
Wing Underside:
No White
Border Style.

Natural
Linen
FS.33613

P.C.10
Olive Drab
FS.34087



P.C.10 Olive Drab hue
was inconsistent.
This colour can be presented
with a slight green hue to a
brownish - orange hue.



Outer edge of wings
has a 3" (7.6 cm) border
of P.C.10.
1/72 scale: 1.06 mm
1/48 scale: 1/16" 1.58mm

White.



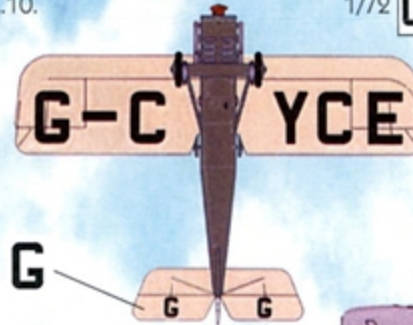

White
Rudder

Option:
Apply complete white
rectangle or paint rectangle
and apply decal letters.

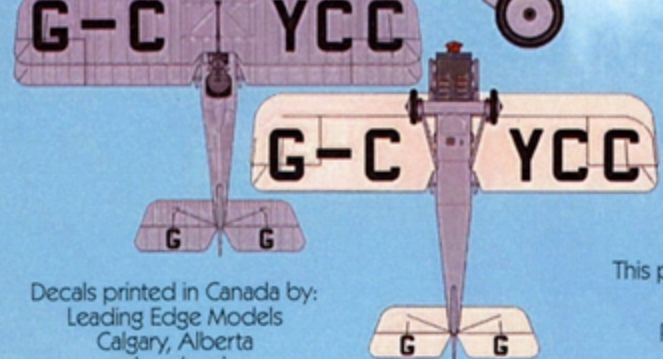

Outer edge of wings P.C.10
3" (7.6 cm) border.
1/72 scale: 1.06 mm
1/48 scale: 1/16" 1.58mm

White.

Center of wing
painted P.C.10.




1/48



P.C.10.

Canadian Air Force SE5a
were all powered by the
Wolseley Viper engine.



Paint rudder
white.

Research credit:

This project made possible through the dedication of
Canadian aviation historian Tony Stachiv.
Profile illustrations courtesy of Tony Stachiv.

Decals printed in Canada by:
Leading Edge Models
Calgary, Alberta
www.lemdecal.com

Leading Edge Models

✻ Canadian Air Force ✻

Royal Aircraft Factory SE.5a
1920 - 1925

Model Decal sets:

#48.100 1/48 Scale

#72.100 1/72 Scale

Canada received twelve SE5a aircraft as part of the Imperial Gift program by the British Government in 1920.

The SE5a were base at Camp Borden, Ontario and used mostly to maintain pilot proficiency.

Two SE5a were converted to two seat configuration.

The SE5a's flew operational from 1920 to 1925 and later remaining airframes were used as instructional ground-training aids until 1929.