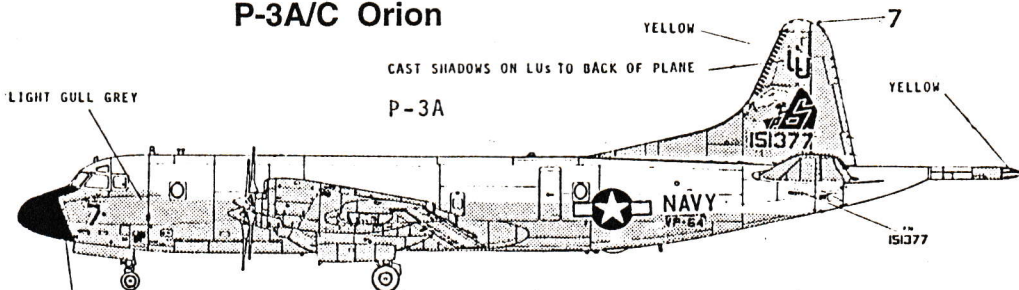
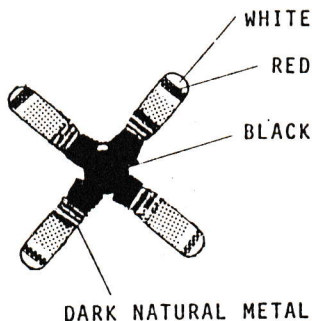
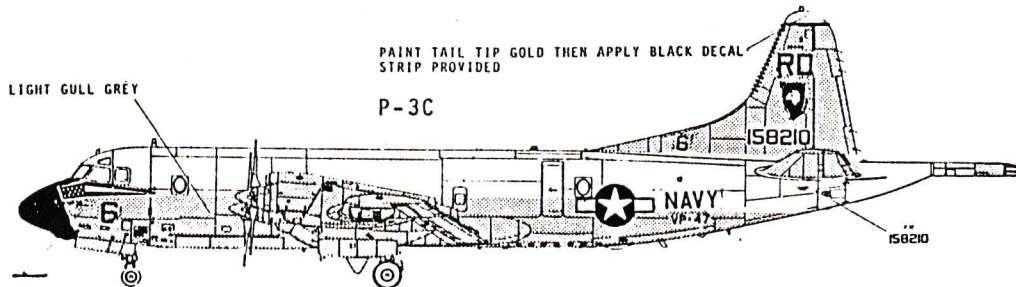
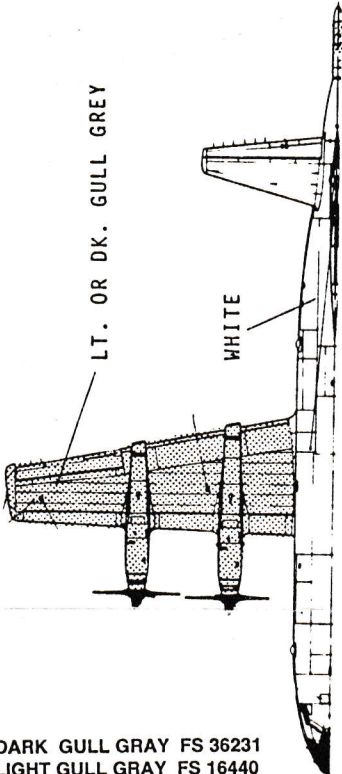
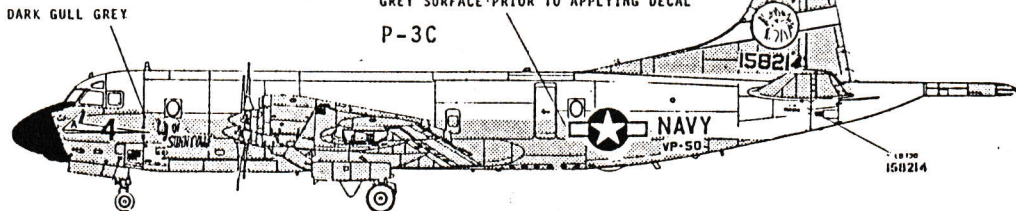


P-3A/C Orion

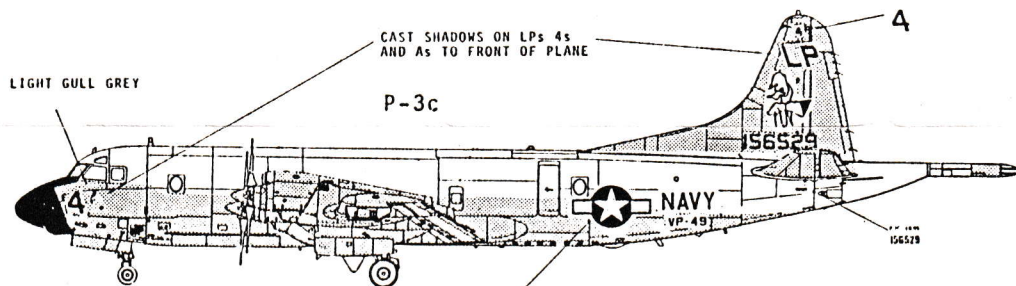


FILL IN CAMERA NOSE AREA WITH PUTTY FOLLOWING THE CONTOUR OF THE PLANE THEN SAND AND PAINT AS USUAL

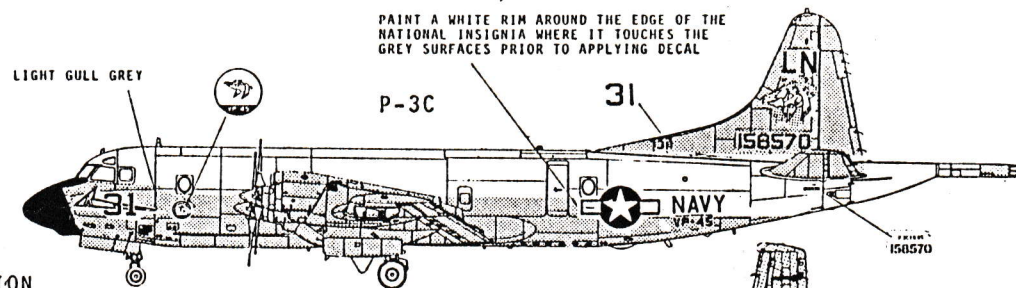
PAINT A WHITE RIM AROUND THE EDGE OF THE NATIONAL INSIGNIA WHERE IT TOUCHES THE GREY SURFACE PRIOR TO APPLYING DECAL



PAINT TAIL TIP GOLD THEN APPLY BLACK DECAL STRIP PROVIDED



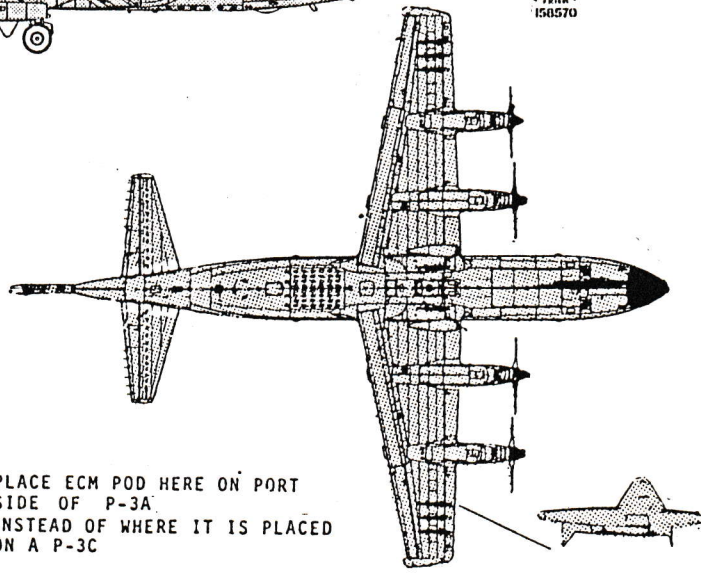
CAST SHADOWS ON Lps 4s AND As TO FRONT OF PLANE



PAINT A WHITE RIM AROUND THE EDGE OF THE NATIONAL INSIGNIA WHERE IT TOUCHES THE GREY SURFACES PRIOR TO APPLYING DECAL

DARK GULL GRAY FS 36231  
 LIGHT GULL GRAY FS 16440  
 RED FS 21105  
 GOLD FS 27043  
 YELLOW FS 33613

RESEARCH:  
 DON GARRETT  
 MICHAEL F. HENNING  
 JACK CALLAWAY



PLACE ECM POD HERE ON PORT SIDE OF P-3A INSTEAD OF WHERE IT IS PLACED ON A P-3C

GERNERAL PAINT SCHEME INFORMATION

LOWER SURFACES LT. OR DK. GULL GREY  
 UPPER SURFACES WHITE  
 (EXCEPTIONS)  
 TAIL SECTION LT. OR DK. GULL GREY NOTE THAT THE LOWER PART OF THE TAIL HAS A THIN WHITE AREA  
 NOSE AND ANTI GLARE PANEL BLACK  
 UPPER SURFACE AND LOWER SURFACE OF WINGS LT. OR DK. GULL GREY  
 UPPER SURFACE OF HORIZONTAL STABILIZER WHITE  
 LOWER SURFACE OF HORIZONTAL STABILIZER LT. OR DK. GULL GREY EXCEPT A SMALL WHITE BAND AT THE INSIDE  
 OUTSIDE TIP OF MAD BOOMS YELLOW  
 INSIDE TIP OF MAD BOOM LT. DK. GULL GREY  
 ON OUTER EDGES OF PROPELORS PAINT THREE THIN STRIPE WHITE RED THEN WHITE  
 (WHERE COLOR SPECIFICATIONS ABOVE REFER TO THE USE OF EITHER LT. OR DK. GULL GREY REFER TO THE INDIVIDUAL PLANE FOR THE SPECIFIC COLOR TO USE)