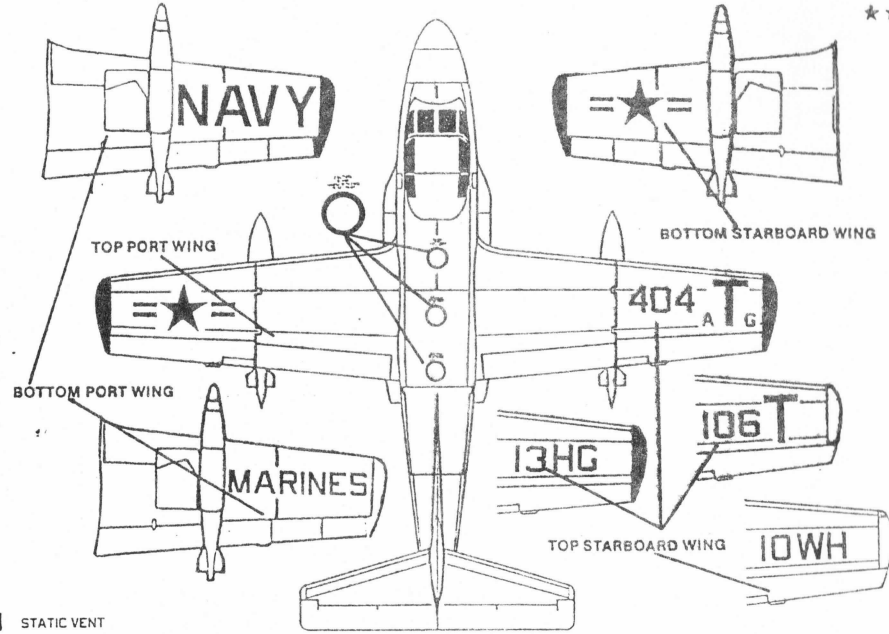
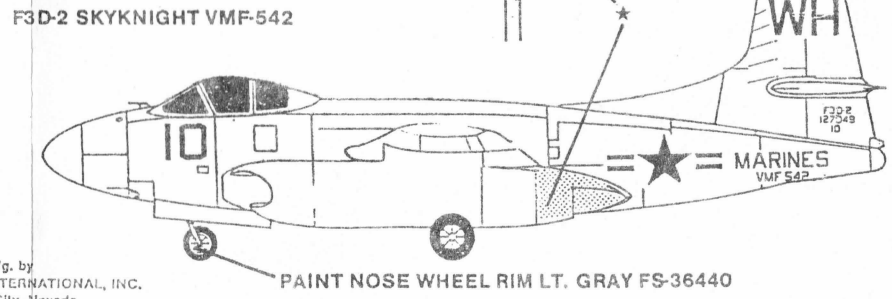
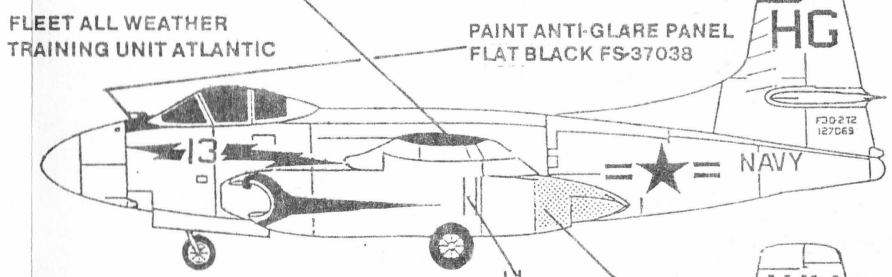
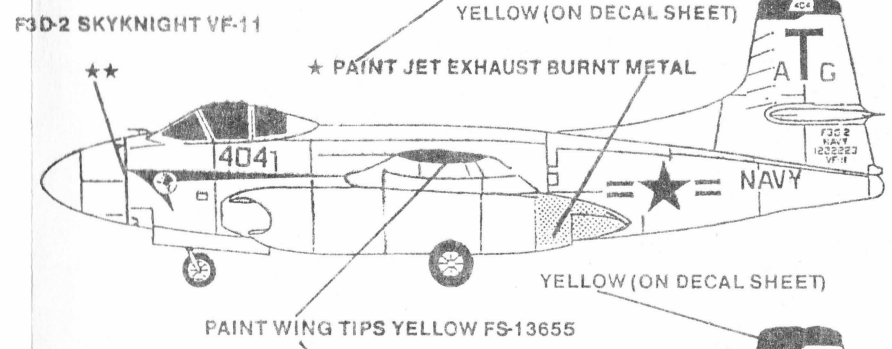

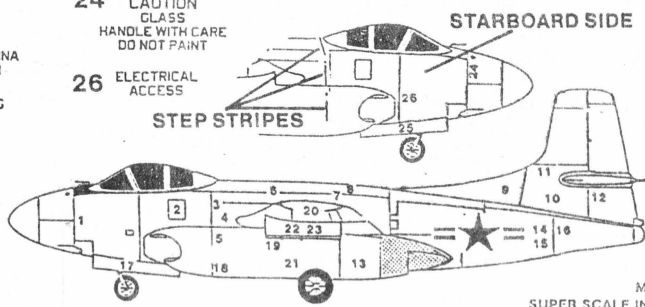




FINISH IS OVERALL GLOSSY SEA BLUE FS-15042



- | | | | | | | | |
|----|---|----|--|----|---|----|--|
| 1 | STATIC VENT | 16 | ARRESTING HOOK | 17 | JACK PAD STOWAGE 7 RADDOME ACCESS CRANE INSIDE WHEEL WELL | 18 | ENGINE ACCESSORIES OIL TANK DRAINS 7 FUEL FLOW PUMP INSIDE |
| 2 | AMMUNITION BOXES FWD. BORESIGHT CONTROLS | 19 | AILERON 7 SECONDARY CONTROLS ACCESS THROUGH DOORS IN ENGINE RAMP | 20 | DISCONNECT ELECTRICAL WIRING BEFORE REMOVING WING TIP | 21 | DUMP CAN MANUAL DRAIN INSIDE SPARE PARTS |
| 3 | HYD. RESERVOIR FILLER INSIDE ACCESS THROUGH ESCAPE CHUTE | 22 | HOISTING AND SWAY BRACE ACCESS DOOR | 23 | TIGHTEN SWAY BRACE FINGER TIGHT ONLY | 24 | CAUTION GLASS HANDLE WITH CARE DO NOT PAINT |
| 4 | AFT BORESIGHT | 5 | OIL TANK FILL | 25 | EMERGENCY ESCAPE AIR BOTTLES INSIDE | 26 | ELECTRICAL ACCESS |
| 6 | HOIST HERE | 7 | JURY STRUT SOCKET | | | | |
| 8 | DISCONNECT ELECTRICAL WIRE TO SECTION LIGHT BEFORE REMOVING TANK COVER | | | | | | |
| 9 | DISCONNECT ARN-6 SENSE ANTENNA BEFORE REMOVING DORSAL FIN | | | | | | |
| 10 | DISCONNECT ELECTRICAL WIRING BEFORE REMOVING STABILIZER | | | | | | |
| 11 | RUDDER CONTROL | 12 | ELEVATOR CONTROL | | | | |
| 13 | DETACH DRAIN FROM INSIDE COWL BEFORE REMOVAL | | | | | | |
| 14 | TRAIL BUMPER | | | | | | |
| 15 | INFLATE TO 235-250 P.S.I. IN COMPRESSED POSITION OR 35-45 P.S.I. EXTENDED | | | | | | |



F3D-2 SKYKNIGHT VF-14, VF-11, VMF-542
& FLEET ALL WEATHER TRAINING UNIT ATLANTIC

SUPER SCALE NUMBER 72-570

