



35145

3

complete + generics

Printed by Begemot

Artwork: Johan Lexell

www.bison-decals.com

MERKAVA 4

part 1

Markings for three complete tanks, plus a lot of generics;

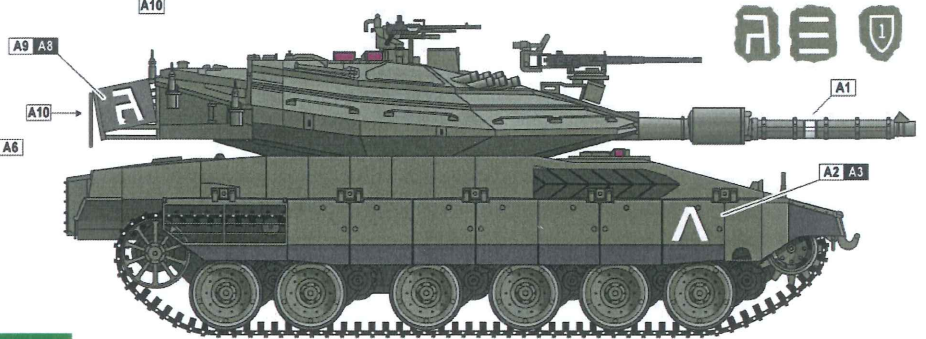


- Big numbers and letters (Alef-10, 11, 17, 20, 21 for 'command' tanks).
- Small fender numbers/letters and bars (Alef-10, 11, 17, 20, 21 for 'command' tanks).
- Brigade markings (1st, 2nd, 3rd coy).

A Merkava 4

Wolfes-company.

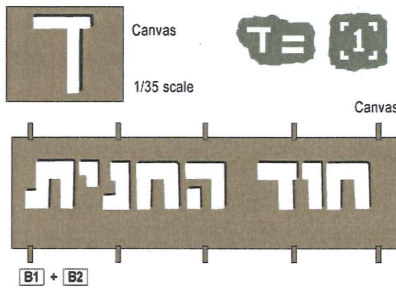
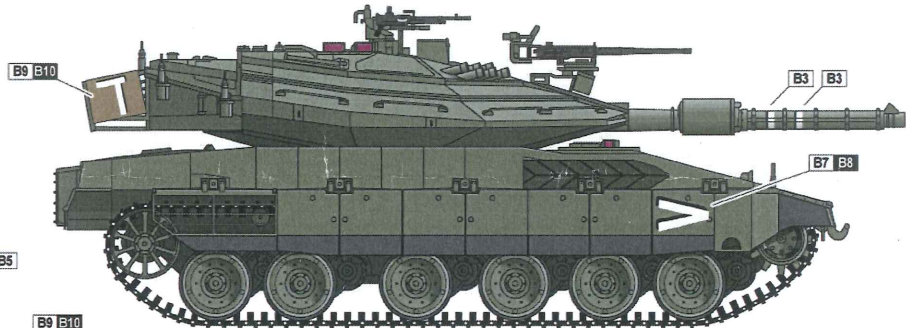

Placards covered with plastic.

1/35 scale




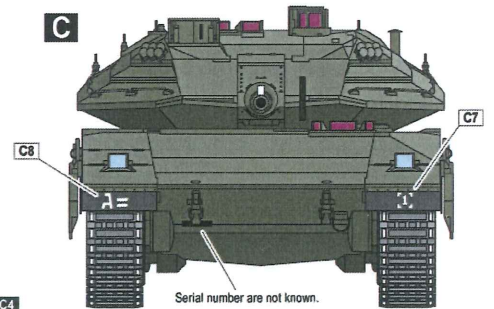
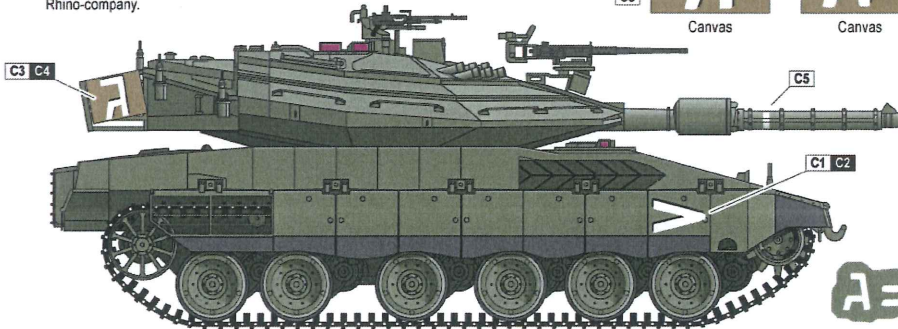
B Merkava 4

Spear Edge-company. Lebanon in mid July 2006.

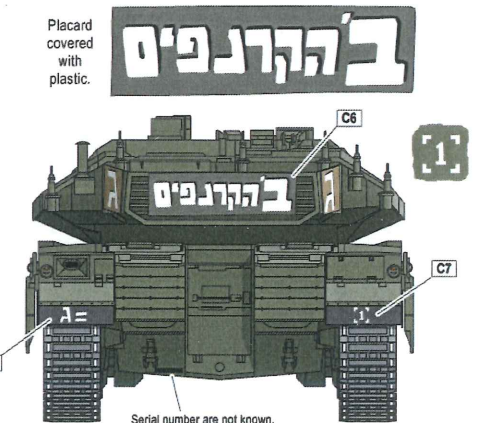


C Merkava 4

Rhino-company.



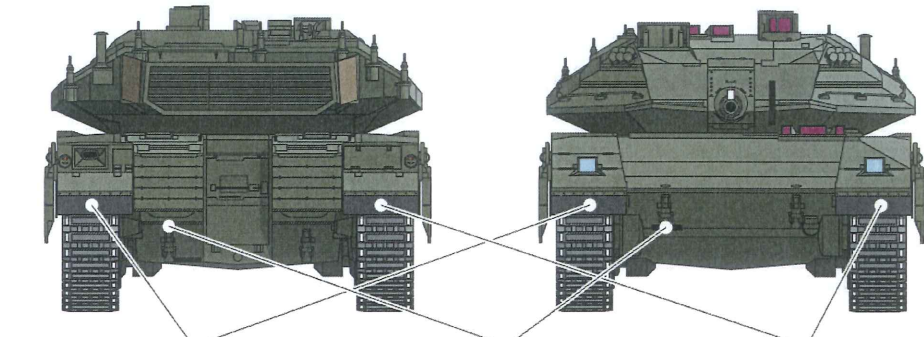
Placard covered with plastic.



You can download these instructions in colour (200 dpi resolution), and print out by yourself.

<http://picasaweb.google.co.th/bisondecals>

Generic markings guide



Here

 Brigade markings on the front and rear mudguard. Left or right side.

Here
 Six digit vehicle serial number on the front and rear.
836000


Here

 Small bar markings on the front and rear mudguard.
N 1 T A 1 2 3

The large number and letter (A, B, C, D in Hebrew) markings identifies the platoon, and the tanks position within the platoon. They are painted on canvas pieces or placards attached to the turret, usually on left, rear, and right side, or only on left and right side.

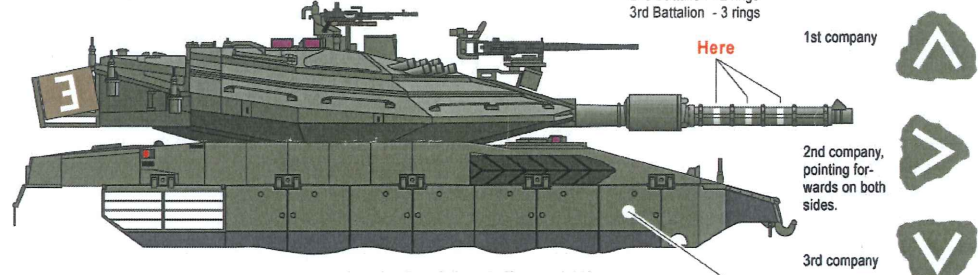


Small platoon number and vehicle letter on the front and rear mudguard. Same system as for the large ones. Left or right side.



Battalion markings on the gun barrel.
 1st Battalion - 1 ring
 2nd Battalion - 2 rings
 3rd Battalion - 3 rings

The chevron markings identifies the company, and are located on the front side skirt plates.



O References used


- Books from Concord Publications: Israel's Armor Might. Tank Battles of the Mid-East Wars #2.
- On-line photo sources: AFP / Getty Images: www.gettyimages.com
 Corbis: www.corbis.com
 War On Line: www.waronline.com
- On-line discussion groups: Missing Lynx: www.missing-lynx.com
 IDF Armour Group: www.idf-armour-group.org
 Sentinel: www.mheast.com.au
 IDF Modelling: idfmodelling.free.fr

Thanks to Dr. Robert Manasherob who made me start this project and also shared some private photos.



Markings included on this set:
 Large numbers/letters



Small letters / numbers / bars



Brigade markings



You can download these instructions in colour (200 dpi resolution), and print out by yourself.
<http://picasaweb.google.co.th/bisondecals>

Other Israeli markings can be found on the Bison sets:
 35052, 35053, 35054, 35055, 35056 and 35146