

Black Box
...your step to perfection...
 developed & manufactured by
V.M.D.

With thanks to the *Machmaster & Willy Peeters*
 for the instruction sheet

- RESIN PARTS:**
1. Cockpit Tub
 2. Ejection Seat
 3. Main Instrument Panel
 4. Right Side Panel
 5. Left Side Panel
 6. Center Console
 7. Control Stick Base
 8. Control Stick Handle
 9. Ejection Seat Rail Extension

10. HUD Sides (x2)
11. Right Side Auxiliary Box
12. Left Side Auxiliary Box
13. Alt Deck
14. Alt Deck Tray
15. Throttle
16. Left Side Panel Control Handle
17. Rudder Pedals (x2)

BLACK BOX #48018
AV-8B Harrier
Cockpit Set
For Monogram Kit

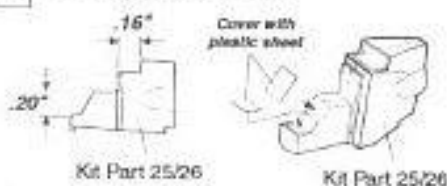
Master Pattern created by
Michael KIRCHOFF

PREPARATIONS

1 Flushing cockpit sills



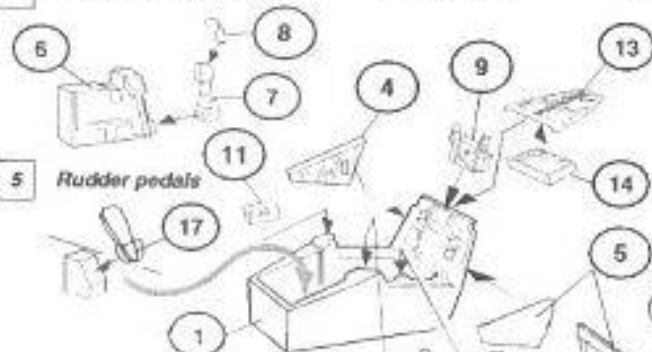
2 Trimming kit part 25 & 26



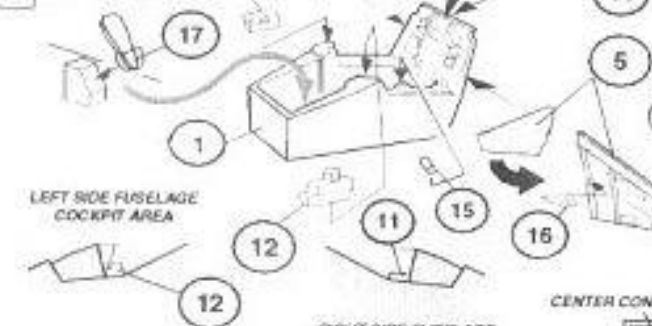
3 HUD assembly



4 Center Console / Stick

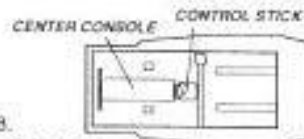


5 Rudder pedals

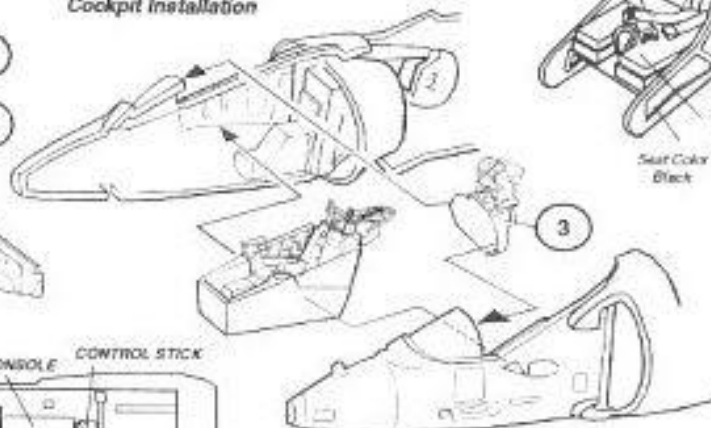


LEFT SIDE FUSELAGE
 COCKPIT AREA

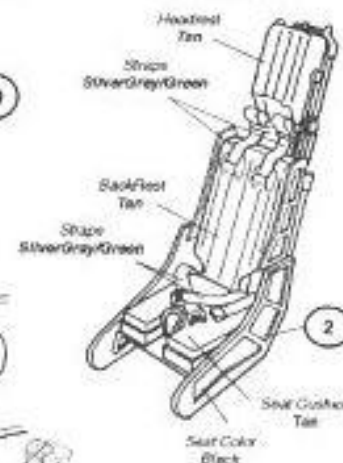
RIGHT SIDE FUSELAGE
 COCKPIT AREA



Cockpit installation



EJECTION SEAT



Paint cockpit according to kit instructions.

BEST REFERENCES:

- AV-8 Harrier, Detail & Scale, Vol.28, Linn,Tab Books, 1988.
- Harrier II, Aeroguide 16, Chesnau, Linewrights (Great Britain), 1987.
- Harrier, Aircraft Illustrated Special, Calvert, Ian Allen Publishing (UK), 1990.
- Bae Harrier, Warbird Tech Series, No21, Jenkins, Specialty Press, 1998.
- Mairne Muscle, Wings 5, Hornet and Harrier, Halberstadt, Windrow & Greene, Specialty Press in the US, 1993. Terrific detail shots of main instrument panel and excellent exterior detail shots (pylons etc.)

Copyright © Black Box 2000