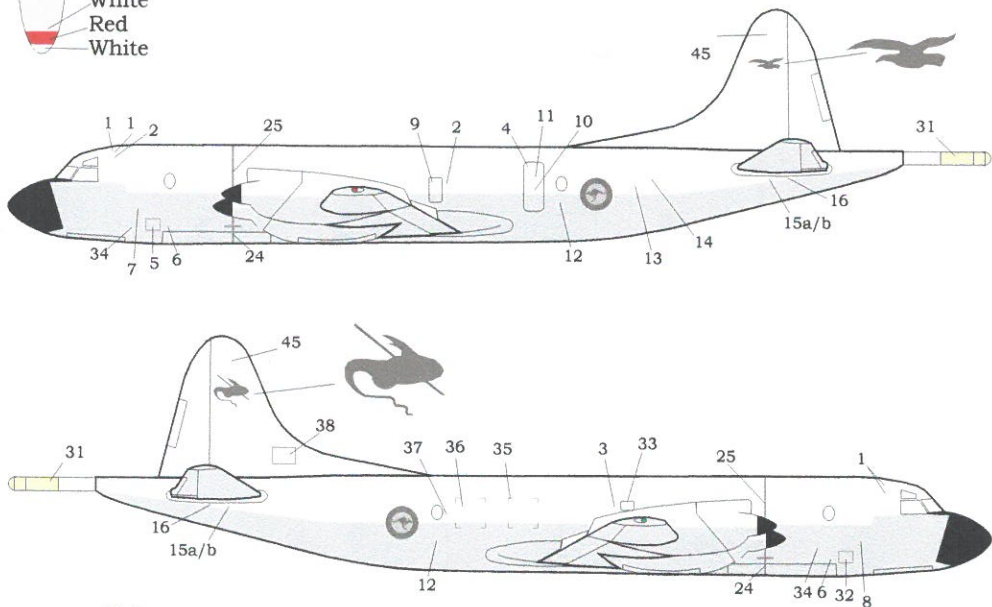


P-3C Orion - RAAF
10 & 11 Sqn
Side Views
Decal Placements



Colours:

- Gloss White FS-17875
- Light Gull Grey FS-16440
- Gloss Black FS-17038

Modellers Notes:

Do not use Decals numbers not illustrated on these pages as they are surplus to this scheme.

All "Roos", "Chimera" and "Albatross" decals face forward.

We wish to thank Peter Clark and 10 & 11 Sqn for their valued advice and input in the design of this sheet.

Decal Application


1. Cut around the required design.
2. Soak in luke warm water for 10 seconds.
3. Stand the decal on facial tissue.
4. Moisten the application area with plenty of water.
5. Apply decal by carefully sliding off the backing paper using a small brush and tweezers..
6. Use decal setting agent to nestle decal around body detail.
7. Paint model with clear laquer to hide decal film.

NB: Decals adhere best to gloss surfaces.

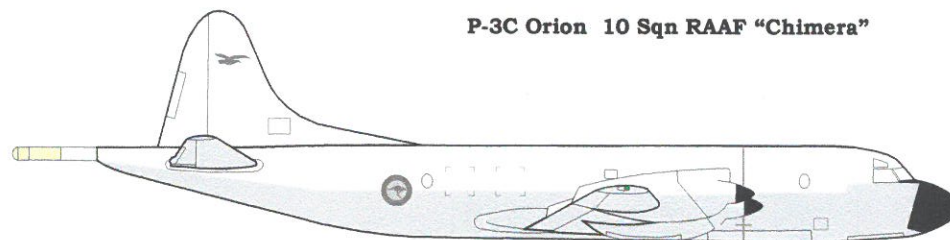
This decal film is very thin and will need extra care in application.
 Whenever you move a decal use water on your brush.



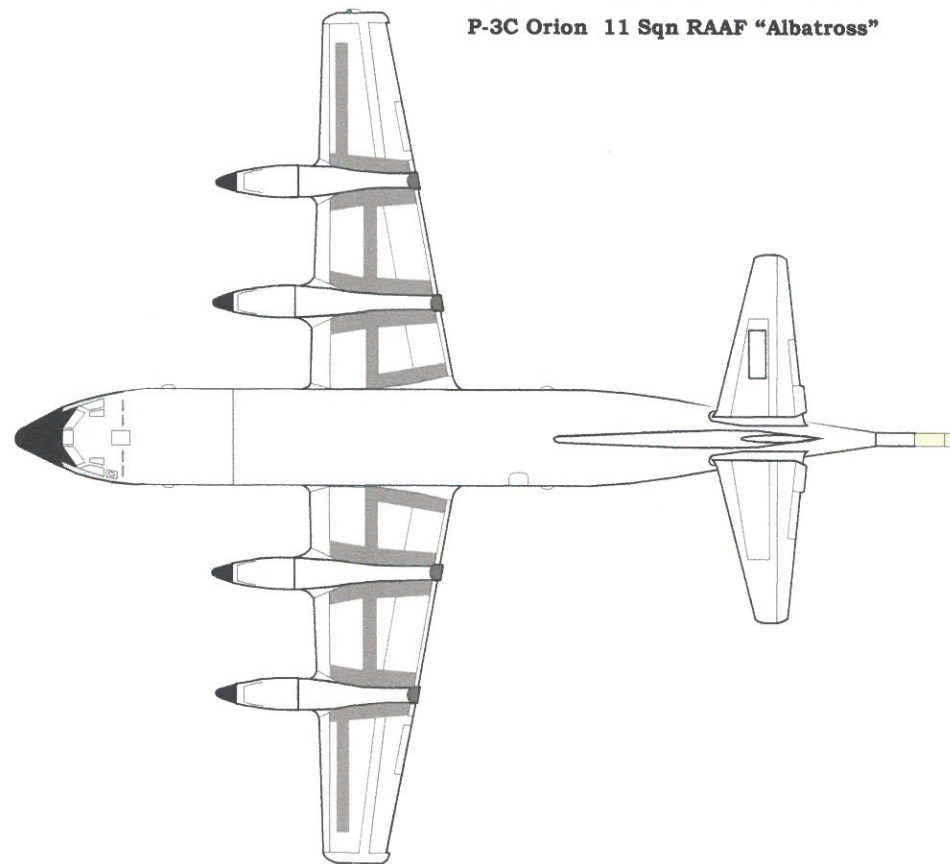
N-72010
P-3C Orion RAAF
10 & 11 Sqn



P-3C Orion 10 Sqn RAAF "Chimera"



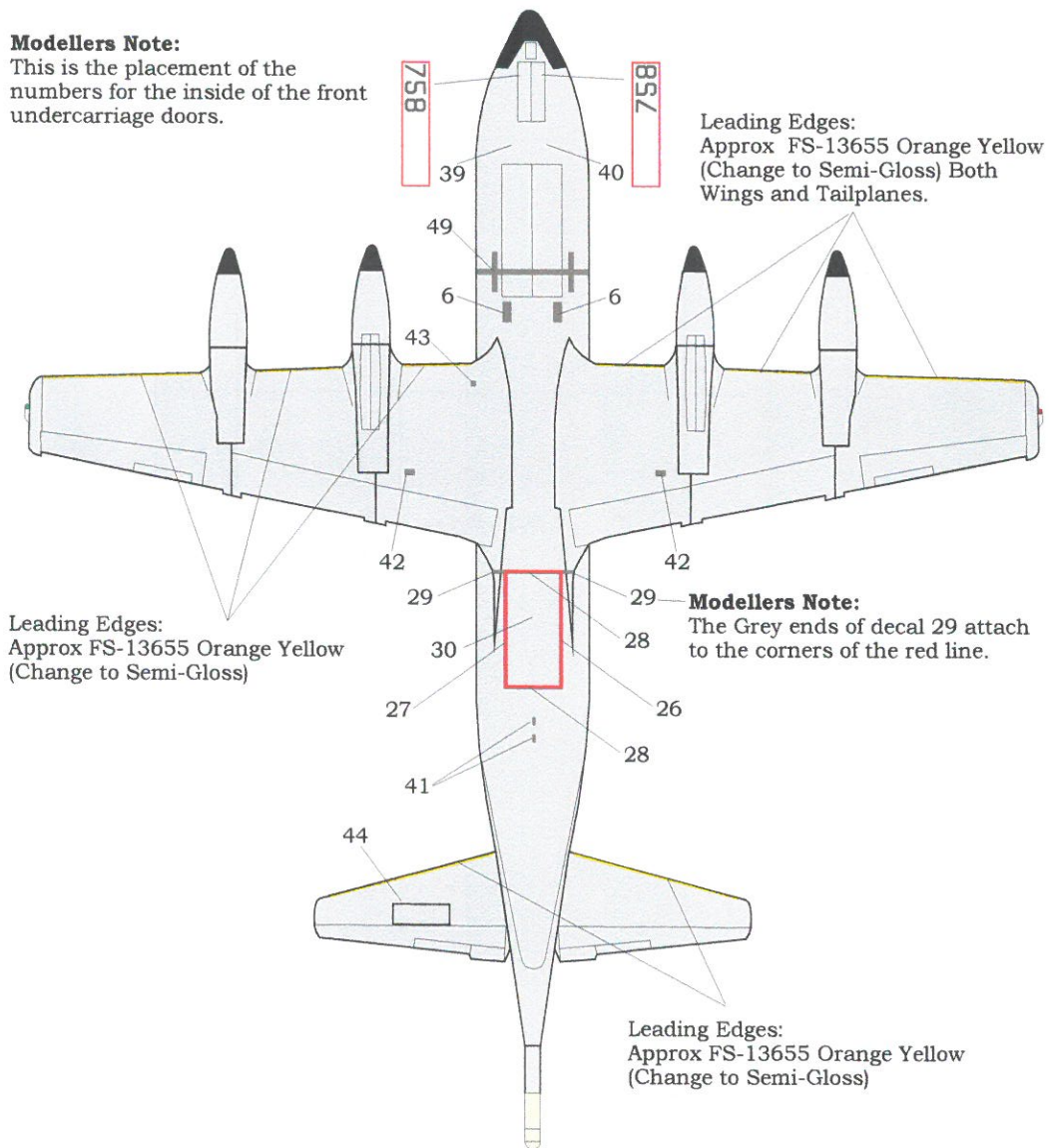
P-3C Orion 11 Sqn RAAF "Albatross"



P-3C Orion - RAAF
10 & 11 Sqn
Bottom View
 Decal Placements

Modellers Note:

This is the placement of the numbers for the inside of the front undercarriage doors.



Leading Edges:
 Approx FS-13655 Orange Yellow
 (Change to Semi-Gloss) Both
 Wings and Tailplanes.

Leading Edges:
 Approx FS-13655 Orange Yellow
 (Change to Semi-Gloss)

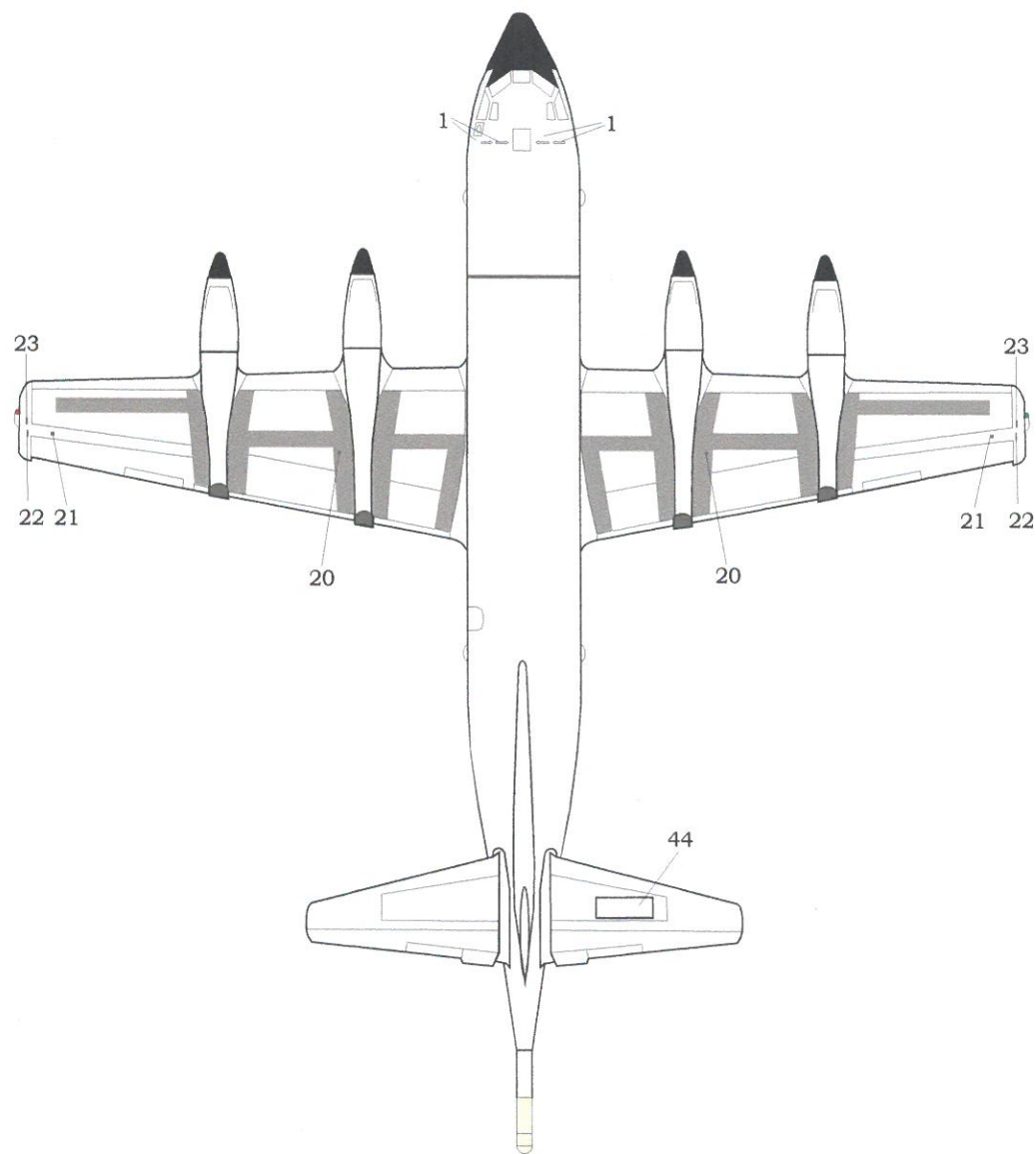
Modellers Note:
 The Grey ends of decal 29 attach
 to the corners of the red line.

Leading Edges:
 Approx FS-13655 Orange Yellow
 (Change to Semi-Gloss)

Modellers Notes:

The Leading edges of the wings and tailplane have a thin line painted in Orange Yellow approximately FS-13655 which equates to 1mm wide in 1-72 scale. It should also be changed to a semi-gloss finish upon completion.

P-3C Orion - RAAF
10 & 11 Sqn
Top View
 Decal Placements

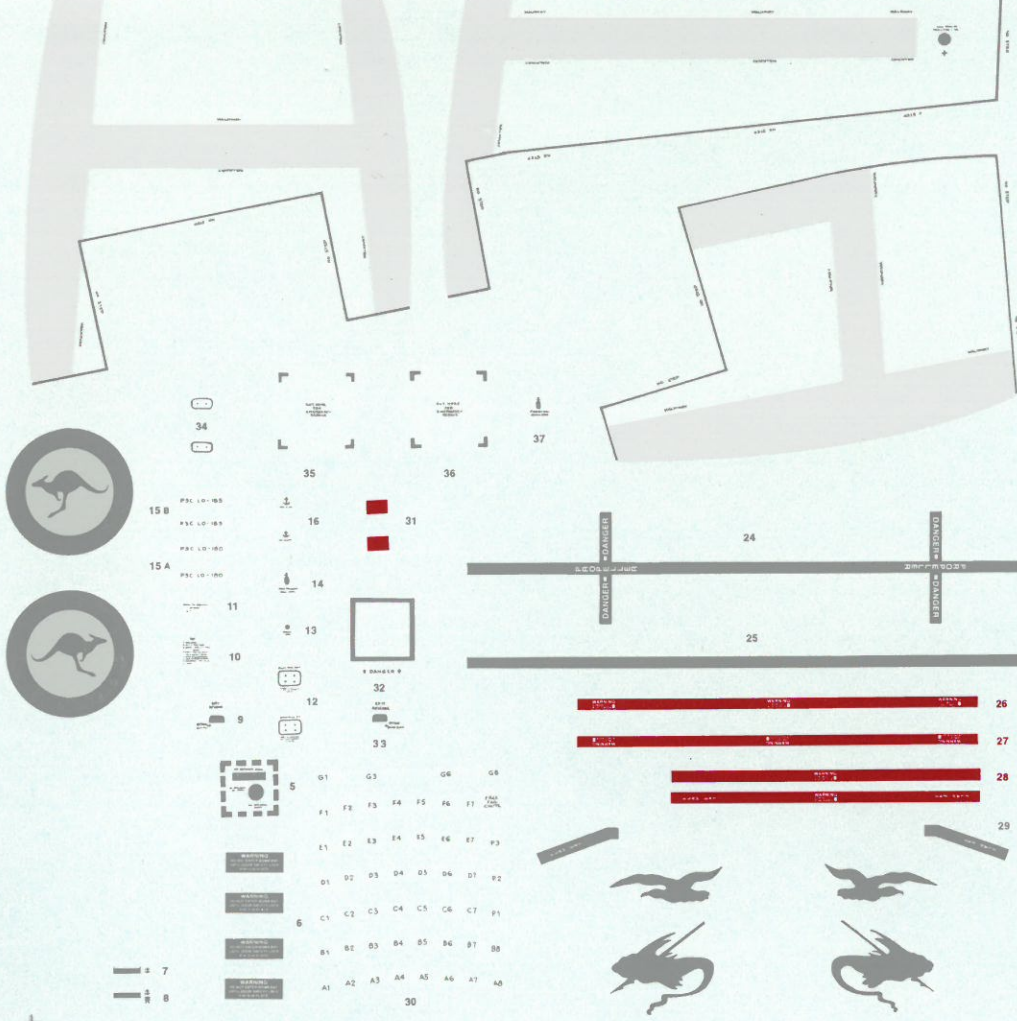


Modellers Notes:

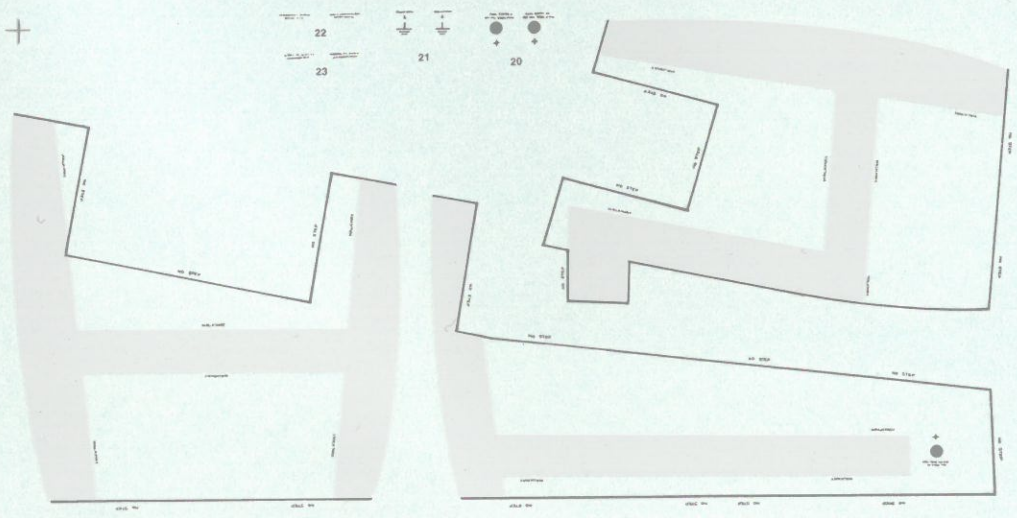
The Radome and Spinners are Gloss Black which weather to a Matt finish.
 The inside of the undercarriage doors are Gloss White with Gloss Red edges.
 The Wheel Hubs are Gloss White.
 The MAD Boom being fibreglass can be in shades from Buff to Light Brown.

656 656 661
 657 657 662
 658 658 663
 659 659 664
 660 660
 661
 662
 663
 664

11 SQUADRON



43
 42
 41
 40
 39



751 751
 752 752
 753 753
 754 754
 755 755
 756 756
 757 757
 758 758
 759 759
 760 760

10 SQUADRON

