





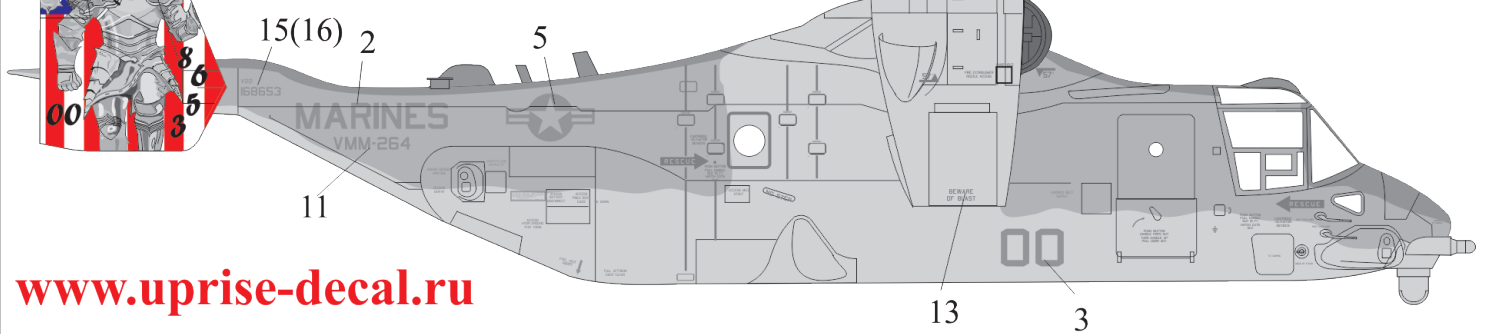
1/48 MV-22B Osprey VMM-264 Black Knights

Paint before
by white.



Black colour inside both tails.

Paint the tail by white before.
Cut the the square area by model
knife. Use elements 9 and 10 to
cover the bulb on left tail.



www.uprise-decal.ru

06.07.2019 Camp Lemonnier, Djibouti, VMM-264 MV-22B Osprey. The typical paint scheme with 3 Grey colours FS35237/36320/36375. Check the antennas and bulbs by reference photos. Hobby Boss model recommended. Follow to www.uprise-decal.ru if you need adoption for other models and scales. Use small Grey (4) insignia for bottom of the wing and Light White for top.

UR48160 MV-22B Osprey VMM-264