


XTRADECAL

X72201

EE/BAC Lightning T.4/T.5 Pt2



For the best results these decals should be applied to a gloss surface such as provided by either Xtracolor or Xtracrylix paints. Cut out the decal required and soak in warm water until the decal is released from the backing paper. Wet the area to be decaled with MICRO SET which will help to eliminate air trapped under the decal and position the decal.

After 5 or 10 minutes wet the decal with MICRO SOL which will soften the decal and ensure that it settles down over any surface detail. Allow the decal to dry for at least 12 hours. During this time some wrinkling of the decal may occur, this is normal. Do not touch the decal at this time.

Carefully check for small air bubbles and if there are any prick with a needle and apply a drop of MICRO SOL. After all air bubbles have been eliminated and the decals are dry wash the entire model with water to remove any excess decal adhesive.

When completely dry the whole model should be sprayed with a coat of Xtracolor or Xtracrylix with a coat of Flat, Satin or Gloss varnish depending on the finish required.

Store in a cool dry place, avoid sunlight, dampness or extremes of temperature and/or humidity.

HANNANTS

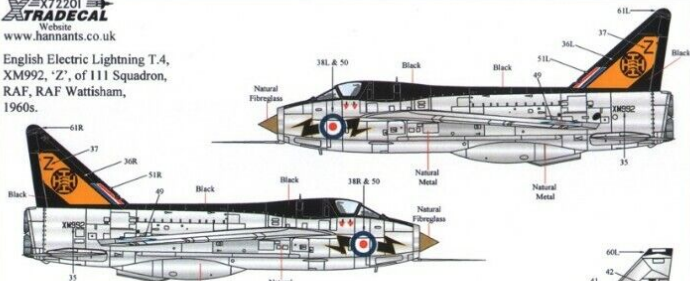
www.hannants.co.uk

Harbour Road, Oulton Broad, Lowestoft, Suffolk, NR32 3LZ

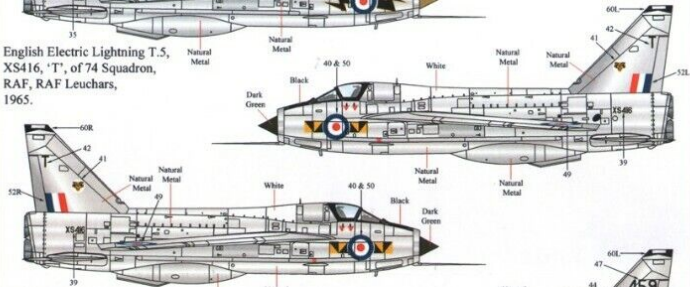
Phone +44 1502 517444

Fax +44 1502 500521

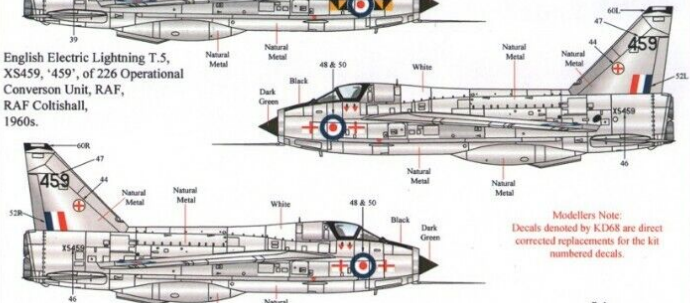
English Electric Lightning T.4,
XM992, 'Z', of 111 Squadron,
RAF, RAF Wattisham,
1960s.



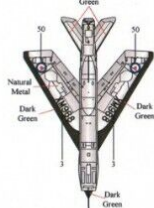
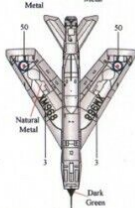
English Electric Lightning T.5,
XS416, 'T', of 74 Squadron,
RAF, RAF Leuchars,
1965.



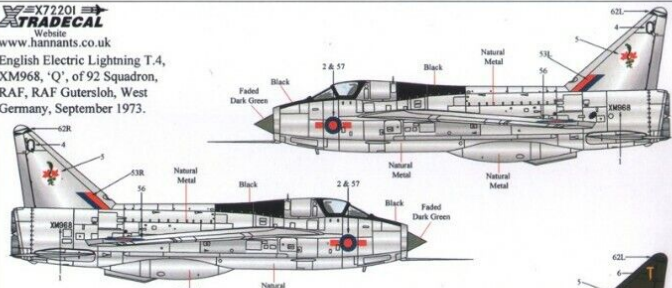
English Electric Lightning T.5,
XS459, '459', of 226 Operational
Conversion Unit, RAF,
RAF Coltishall,
1960s.



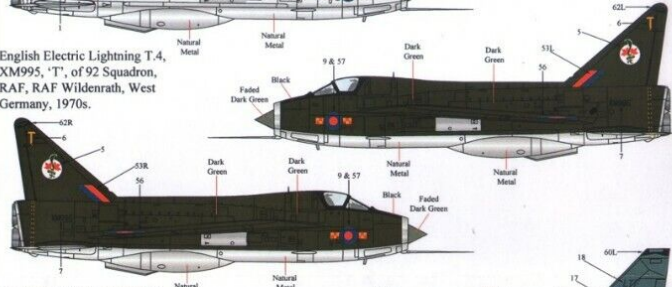
Modellers Note:
Decals denoted by K/D68 are direct
corrected replacements for the kit
numbered decals.



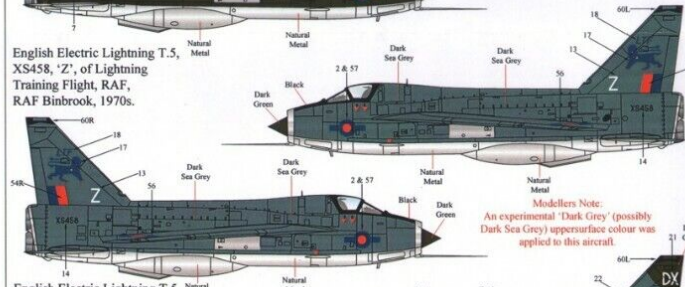
English Electric Lightning T.4,
XM968, 'Q', of 92 Squadron,
RAF, RAF Gutersloh, West
Germany, September 1973.



English Electric Lightning T.4,
XM995, 'T', of 92 Squadron,
RAF, RAF Wildenrath, West
Germany, 1970s.

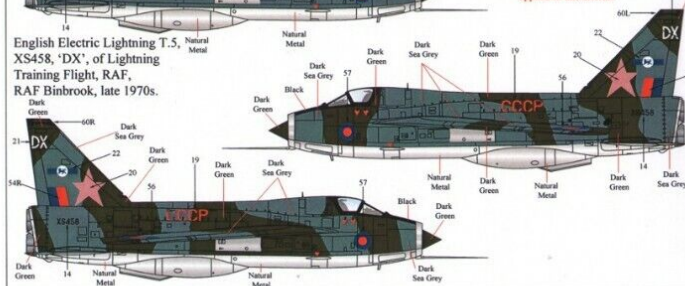


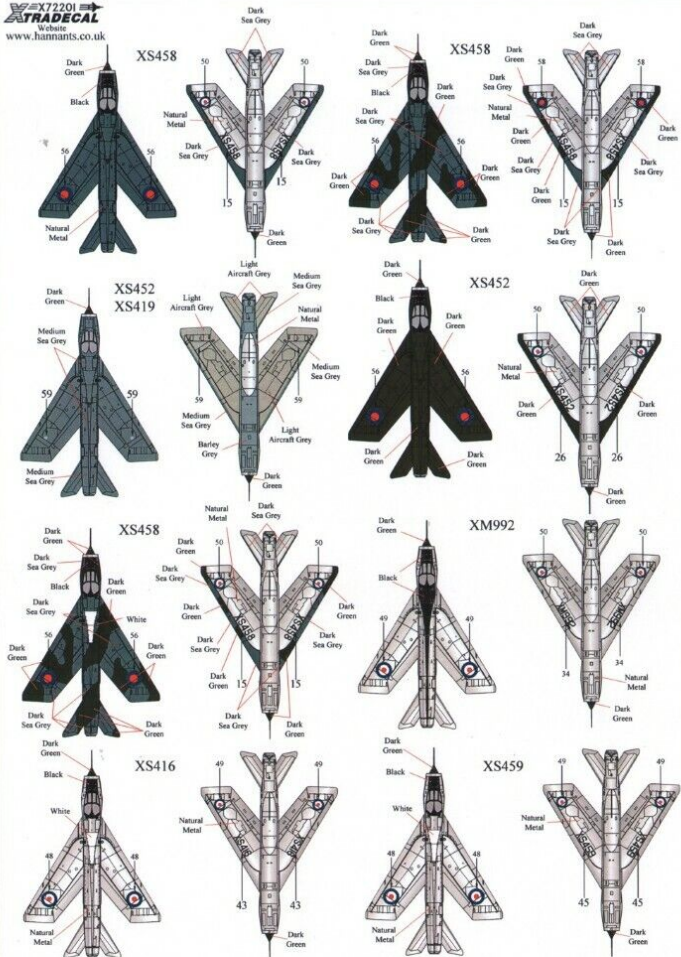
English Electric Lightning T.5,
XS458, 'Z', of Lightning
Training Flight, RAF,
RAF Binbrook, 1970s.



Modellers Note:
An experimental 'Dark Grey' (possibly
Dark Sea Grey) upper surface colour was
applied to this aircraft.

English Electric Lightning T.5,
XS458, 'DX', of Lightning
Training Flight, RAF,
RAF Binbrook, late 1970s.



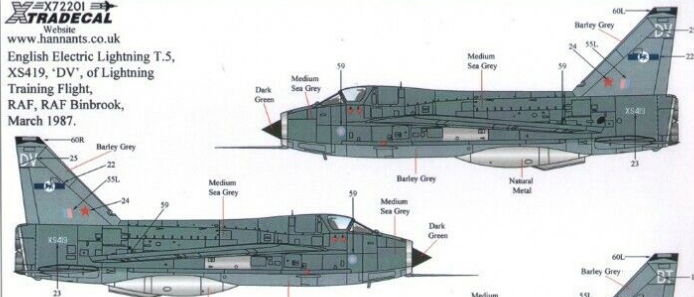


Paints:
 The colours used on these aircraft can be found in the Xtraicolor (prefix number with X) and Xtraairtys (prefix number with XA1) range of paints.

Xtraicolor Paints
 X001 BS381C: 241 Dark Green
 X003 BS381C: 637 Medium Sea Grey
 X004 BS381C: 638 Dark Sea Grey
 X012 BS381C: 642 Night Black

X015 BS381C: 627 Light Aircraft Grey
 X017 BS381C: 626 Barley Grey
 X404 Matt Black
 X501 Silver
 X504 Exhaust

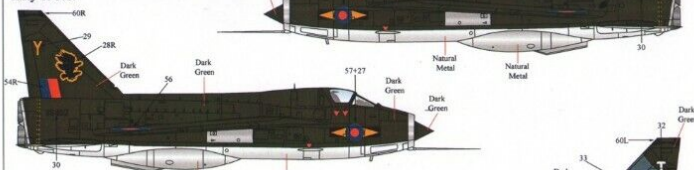
English Electric Lightning T.5,
 XS419, 'DV', of Lightning
 Training Flight,
 RAF, RAF Binbrook,
 March 1987.



English Electric Lightning T.5,
 XS452, 'BT', of 11 Squadron,
 RAF, RAF Binbrook,
 15 April 1988.



English Electric Lightning T.5,
 XS452, 'Y', of 11 Squadron,
 RAF, RAF Binbrook,
 early 1980s.



English Electric Lightning T.5,
 XS458, 'T', of 5 Squadron,
 RAF, RAF Binbrook,
 15 August, 1979.

