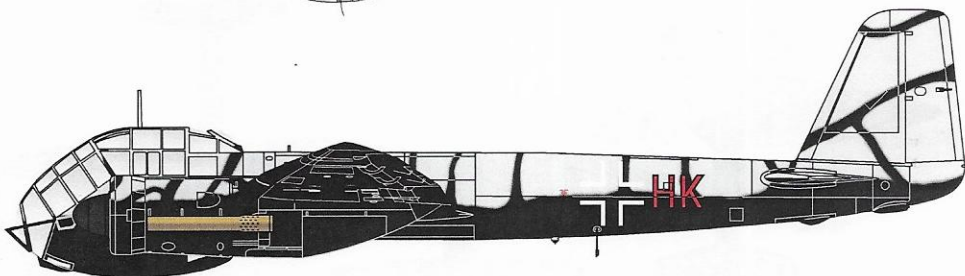
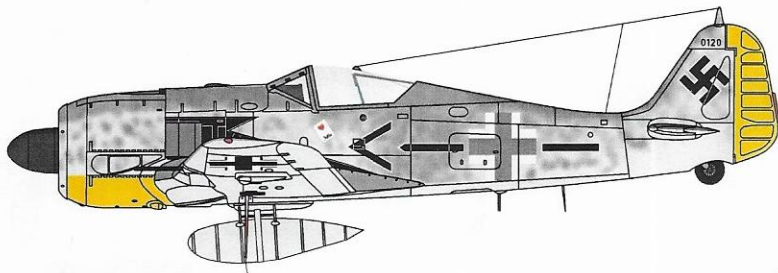


XTRADECAL

X72197

70th Anniversary D-Day Pt4 Luftflotte 3



For the best results these decals should be applied to a gloss surface such as provided by either Xtracolor or Xtracrylix paints. Cut out the decal required and soak in warm water until the decal is released from the backing paper. Wet the area to be decaled with MICRO SET which will help to eliminate air trapped under the decal and position the decal.

After 5 or 10 minutes wet the decal with MICRO SOL which will soften the decal and ensure that it settles down over any surface detail. Allow the decal to dry for at least 12 hours. During this time some wrinkling of the decal may occur, this is normal. Do not touch the decal at this time.

Carefully check for small air bubbles and if there are any prick with a needle and apply a drop of MICRO SOL. After all air bubbles have been eliminated and the decals are dry wash the entire model with water to remove any excess decal adhesive.

When completely dry the whole model should be sprayed with a coat of Xtracolor or Xtracrylix with a coat of Flat, Satin or Gloss varnish depending on the finish required.

Store in a cool dry place, avoid sunlight, dampness or extremes of temperature and/or humidity.

HANNANTS

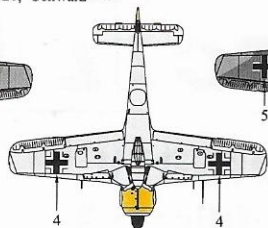
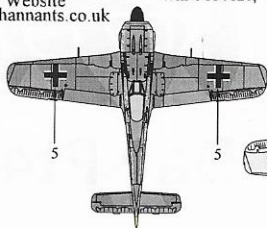
www.hannants.co.uk

Harbour Road, Oulton Broad, Lowestoft, Suffolk, NR32 3LZ

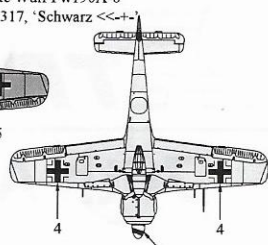
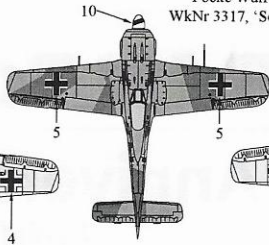
Phone +44 1502 517444

Fax +44 1502 500521

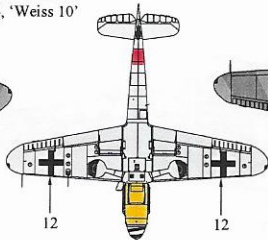
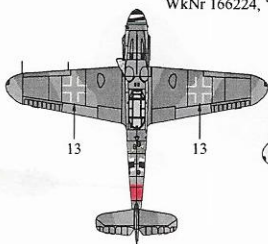
Focke Wulf Fw190A-6
 WkNr 530120, 'Schwarz <+>'



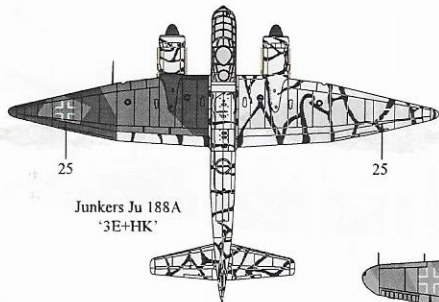
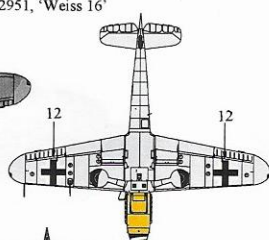
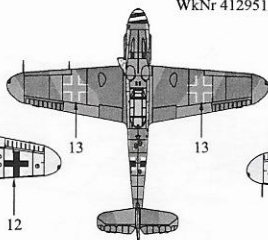
Focke Wulf Fw190A-8
 WkNr 3317, 'Schwarz <<+>'



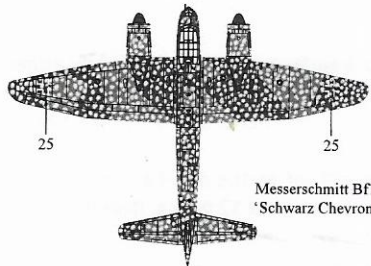

Messerschmitt Bf 109G-6
 WkNr 166224, 'Weiss 10'



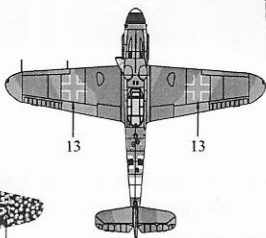
Messerschmitt Bf 109G-6 U-2
 WkNr 412951, 'Weiss 16'



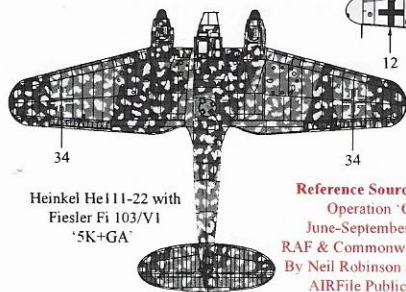
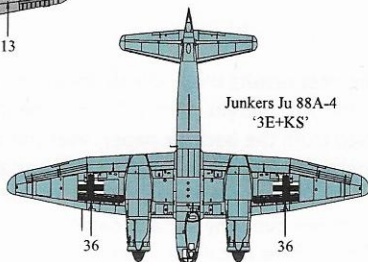
Junkers Ju 188A
 '3E+HK'



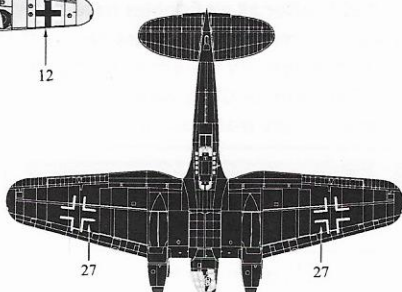
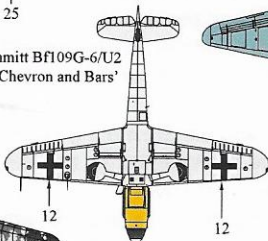
Junkers Ju 88A-4
 '3E+KS'



Messerschmitt Bf 109G-6 U2
 'Schwarz Chevron and Bars'



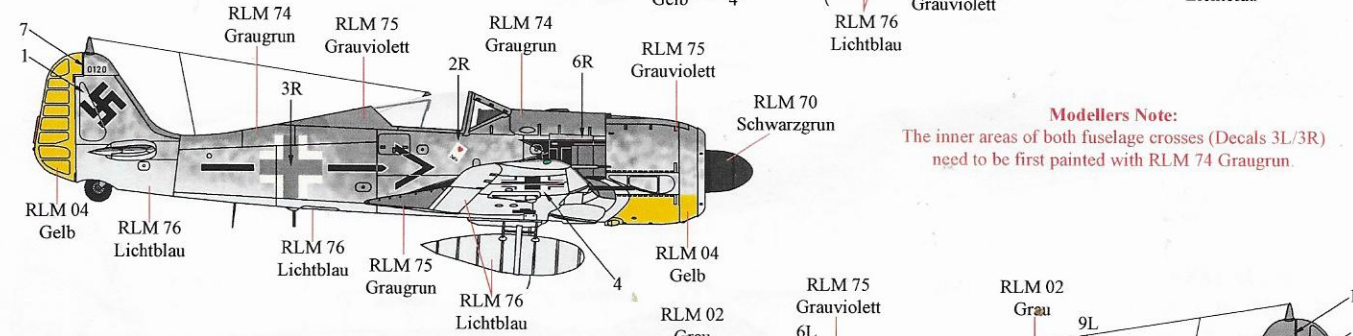
Heinkel He 111-22 with
 Fiesler Fi 103/V1
 '5K+GA'



Reference Source Consulted:
 Operation 'Overlord'
 June-September 1944 Vol 1
 RAF & Commonwealth Air Forces
 By Neil Robinson & Jon Freeman
 AIRFile Publications 2011

Focke Wulf Fw190A-6

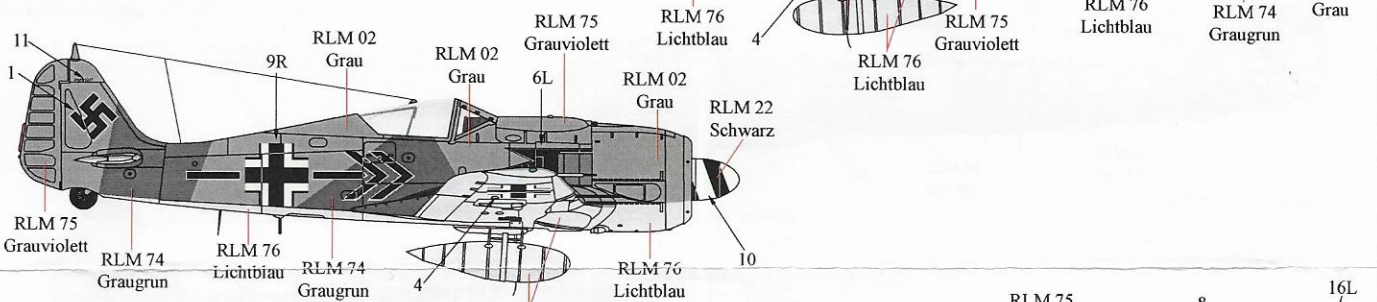
WkNr 530120, 'Schwarz <-+>' flown by
Oberstleutnant Josef 'Pips' Priller,
Geschwader Kommodore of JG 26,
Lille-Vendeville, France, June, 1944.



Modellers Note:
The inner areas of both fuselage crosses (Decals 3L/3R)
need to be first painted with RLM 74 Graugrün.

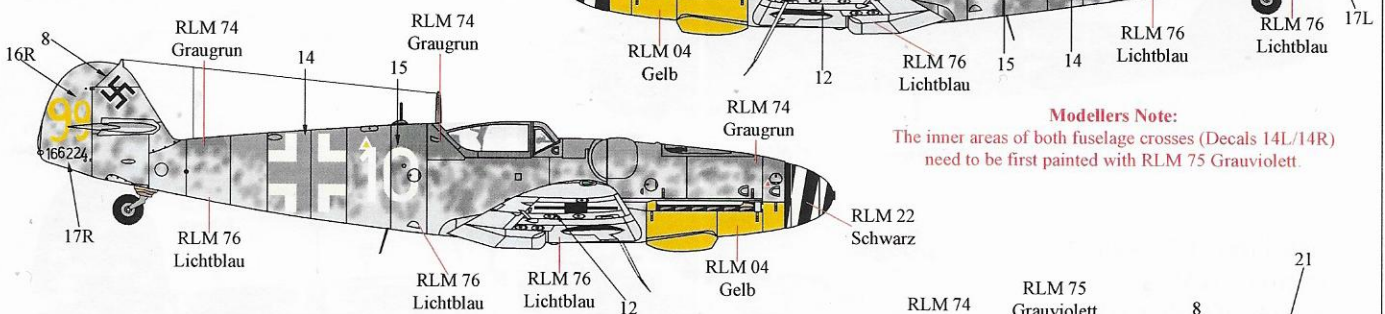
Focke Wulf Fw190A-8

WkNr 3317, 'Schwarz <-+>' flown by
Major Kurt Buhligen,
Kommodore of JG 2,
Creil, France, June, 1944.



Messerschmitt Bf 109G-6

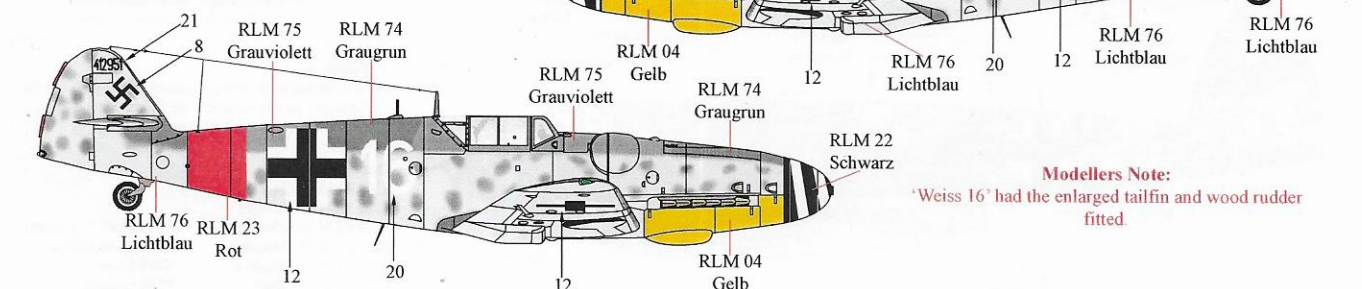
WkNr 166224, 'Weiss 10'
of 2.JG 3, found abandoned at Nogent-le-Roy,
France, August, 1944.



Modellers Note:
The inner areas of both fuselage crosses (Decals 14L/14R)
need to be first painted with RLM 75 Grauviolett.

Messerschmitt Bf 109G-6 U-2

WkNr 412951, 'Weiss 16'
flown by Leutnant Horst Prenzel,
Staffelkapitan of I.JG 301,
Epinoxy, France, July, 1944.



Modellers Note:
'Weiss 16' had the enlarged tailfin and wood rudder
fitted.

